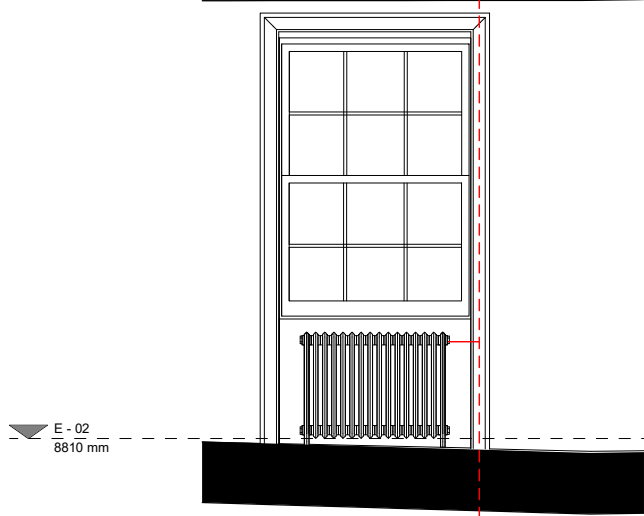


### W.03.02

#### NOTES :

Modern casement  
Post condition  
Manually operated blinds

Modern casement window.  
Lowest significance.  
No related detail of historic interest.  
No related detail of interest.  
Non original  
dormer (widened pre-existing).


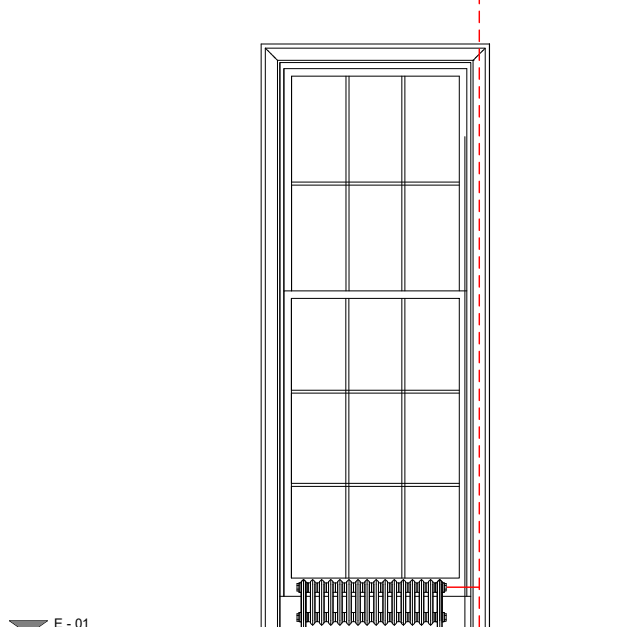


### W.02.03

#### NOTES :

Weighted sash  
6 panel sashes  
OK condition

Original shutters and architrave with simple panelled linings beneath window.  
Openable shutters in good condition. Highest significance.  
Early 20th century window with horns and flatter glazing bars. Medium significance.

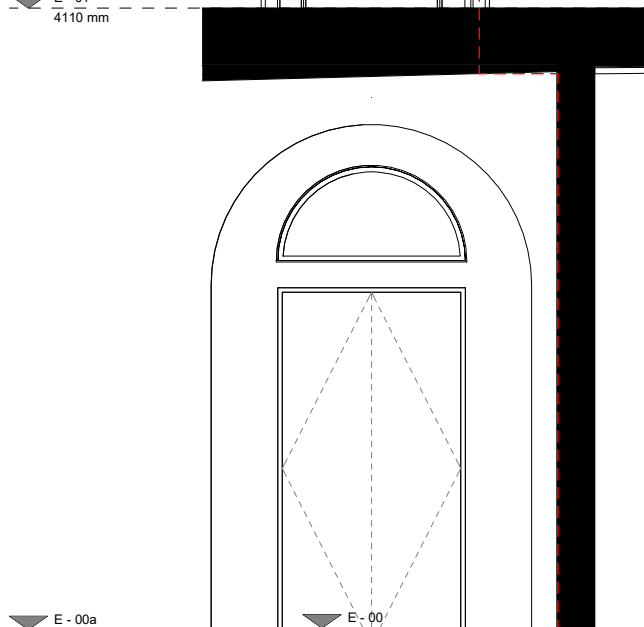


### W.01.03

#### NOTES :

Weighted sash  
6 over 9 panel sashes  
Painted shutters  
Pipework through the panel

Shutters in square reveals with mouldings similar to no. 35. Appear to be original. Both sides fixed shut and painted over with signs of repair and much overpainted. Historic plans show RHS opened up for pipework in 1926. Highest significance.  
Six over nine sash window with rounded glazing bars.  
No horns. Highest significance.

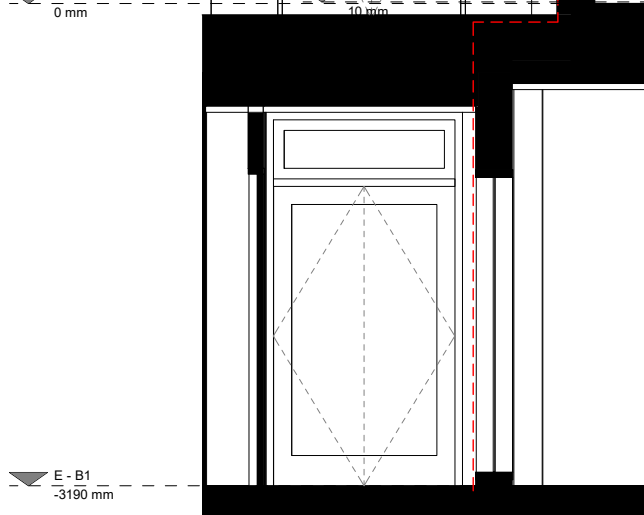


### XD.00.01

#### NOTES :

Original entrance to number 36

Modern doors of the early-mid 20th century. Matching central window to no. 35. Medium significance.

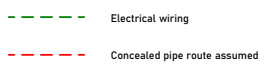


### D.B1.12

#### NOTES :

Modern door - lowest significance.


#### KEY PLAN



Rev	Date	Description	Author	Checker

Scale at A1 / A3

1:25 / 1:50



Drawing Name

Existing Internal Elevations  
Window Stack 07

Drawing Number Revision

BW125 - BW - ## - XX - DR - E3007