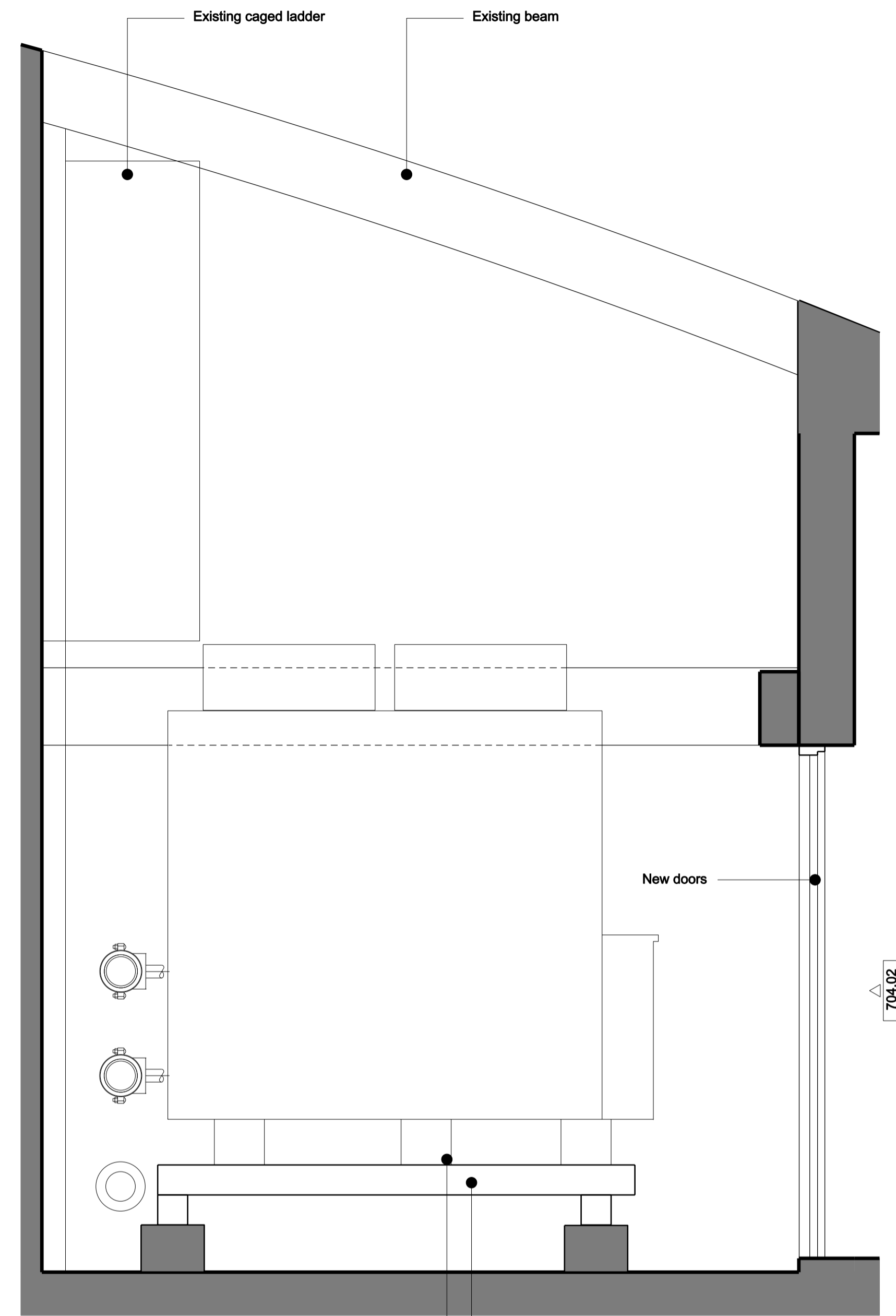
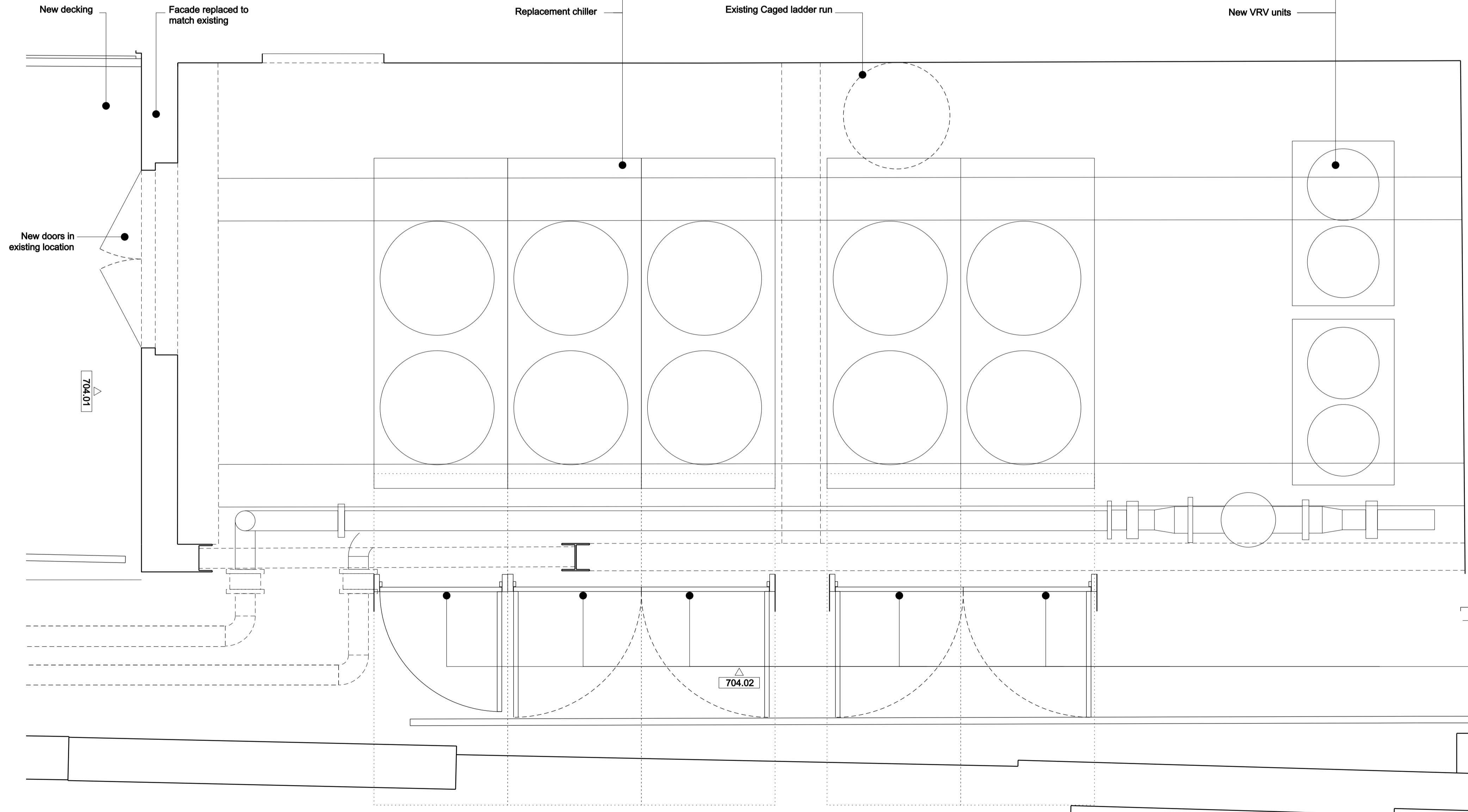


01. CHILLER ROOM INTERNAL ELEVATION

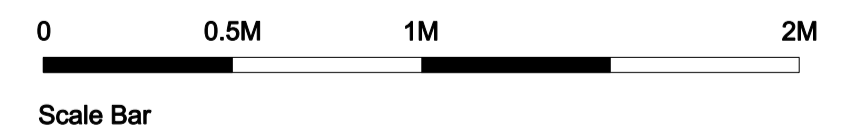


02. CHILLER ROOM INTERNAL SHORT ELEVATION

New AV mounts
New structure as required

New doors to access chillers.

03. CHILLER ROOM PLAN



REV.	DATE	DESCRIPTION
-	20.12.2022	ISSUED FOR PLANNING

REV.	DATE	DESCRIPTION

NOTES:
 1. ALL DIMENSIONS IN MM UNLESS OTHERWISE STATED
 2. THIS DRAWING IS TO BE READ IN CONJUNCTION WITH ALL RELEVANT CONTRACT DOCUMENTS
 3. THIS DRAWING IS TO BE READ IN CONJUNCTION WITH ALL ENGINEER'S DRAWINGS
 4. DO NOT SCALE FROM THIS DRAWING
 5. REPORT ANY ERRORS, CONTRADICTIONS, & OMISSIONS TO THE ARCHITECT AS SOON AS POSSIBLE
 6. WHEN THIS DRAWING IS ISSUED IN DWG FORMAT IT IS AN UNCONTROLLED VERSION ISSUED TO ENABLE THE RECIPIENT TO PREPARE THEIR OWN DRAWINGS FOR WHICH THEY ARE SOLELY RESPONSIBLE. IT IS BASED ON BACKGROUND INFORMATION CURRENT AT TIME OF ISSUE.
 BEN ADAMS ARCHITECTS ACCEPTS NO LIABILITY FOR ANY SUCH ALTERATIONS OR ADDITIONS TO OR DISCREPANCIES ARISING OUT OF CHANGES TO SUCH BACKGROUND INFORMATION WHICH OCCUR AFTER IT IS ISSUED BY BEN ADAMS ARCHITECTS.

KEY:

Ben Adams Architects

Third Floor
 17 Southbank Street
 London SE1 0UP

T 020 7633 0000
 ben@benadamsarchitects.co.uk
 info@benadamsarchitects.co.uk

JOB NO: 22-005
SCALE: 1:20 @ A1
STAGE: PLANNING

DRAWING NAME: PROPOSED FOURTH FLOOR PLANT ENCLOSURE - DETAIL

PROJECT NAME: SAFFRON HOUSE

DRAWING NO: P706/-