

© ARCHITECT'S COPYRIGHT RETAINED

GENERAL NOTES




1 All dimensions to be checked on site.
2 Use figured dimensions only. Queries to be directed to the Architect.
3 Refer to Structural Engineer's drawings for details relating to structure
4 Any discrepancies between the Architect's drawings and those by any other party to be reported immediately.
5 All drawings are not for construction unless explicitly marked for this purpose.

GENERAL NOTES ON MATERIALS

Materials to comply with appropriate British Standards or Agreement Certificate stamped and independently certified or otherwise to show their suitability. Materials should be in accordance with BS8000 series of documents and other accepted good practice (e.g. Quality assured to ISO9000).

GENERAL NOTES ON PRINTING

All drawings to be printed in colour.

- KEY
-  BOUNDARY LINE
-  EXISTING WALLS
-  PROPOSED WALLS

Framed opening formed between kitchen & living room with nibs & downstand retained - proportion to match opening between current music & living room on ground floor

Panelled glazed door to match existing adjacent door to rear terrace - details and frame profiles to match existing

Existing bricks to be re-laid to form a set of steps into the lower ground floor - details to match existing adjacent steps

Existing steps retained

Indicative kitchen layout



P02	13.02.23	DRAWING AMENDED
P01	19.10.22	ISSUED FOR PLANNING
rev	date	amendment

		SODA 1 Bouchier Street London W1D 4HX studio@sodastudio.co.uk sodastudio.co.uk	
job title NO.4 THE GROVE			
drawing title PROPOSED PLANS LOWER GROUND FLOOR			
status	PLANNING	drawing no.	revision
scale	1:100 @A3 1:50 @A1	02B	P02
job no.	A482		