



1 59 MESSINA AVENUE - EXISTING REAR ELEVATION
PHOTOGRAPH - NOT TO SCALE

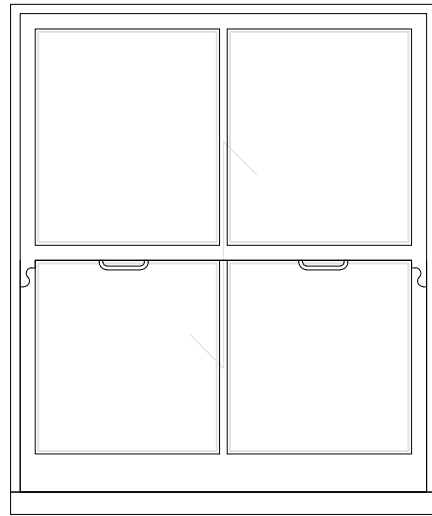


2 59 MESSINA AVENUE - EXISTING REAR ELEVATION
PHOTOGRAPH - NOT TO SCALE




3 59 MESSINA AVENUE - EXISTING REAR ELEVATION
PHOTOGRAPH - NOT TO SCALE

0 200mm 1000mm 2000mm



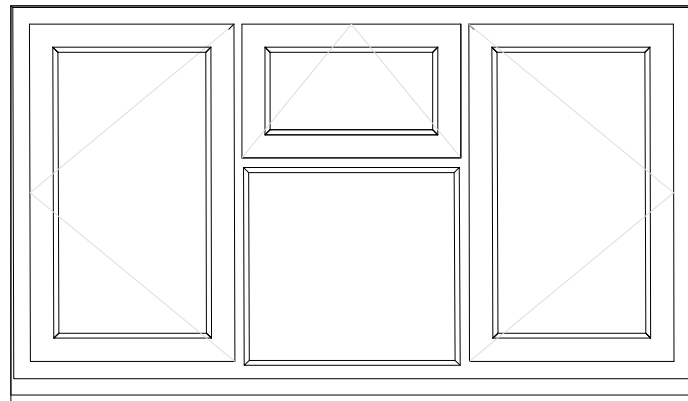
Single Glazed Timber
Vertical Sliding Sash

4 EXIST ELEV R
1:20 @ A1



Double Glazed UPVC Double
top hung opening Casement


5 EXIST ELEV S
1:20 @ A1



Single Glazed, Triple Opening Timber Casement, x2 vertical
hung opening and x1 horizontal hung opening fan light.


6 EXIST ELEV T
1:20 @ A1

0 200mm 1000mm 2000mm



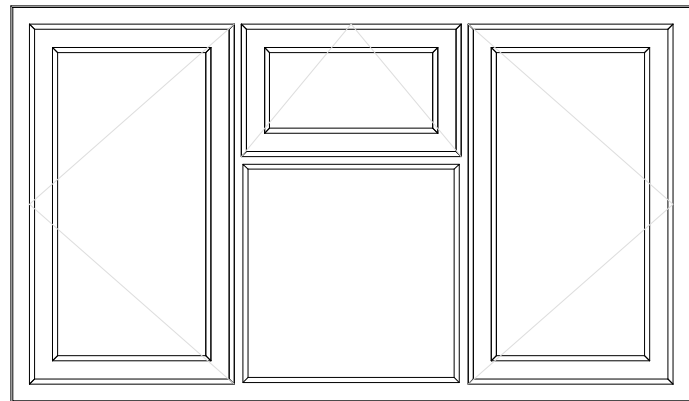
NEW Double "SlimLine" Glazed
Timber Vertical Sliding Sash - White

7 PROP ELEV R
1:20 @ A1



NEW Double "SlimLine" Glazed
Timber Vertical Sliding Sash - White

8 PROP ELEV S
1:20 @ A1



Double Glazed, Triple Opening UPVC Casement, x2 vertical
hung opening and x1 horizontal hung opening fan light.

9 PROP ELEV T
1:20 @ A1

GENERAL NOTES

All work to be carried out in strict accordance with the current Building Regulations and its latest amendments, and to the complete satisfaction of the Local Authorities Building Control.

Contractors are responsible for complying with all relevant BS etc. and check that Building Control and Environmental Health Departments are satisfied with the scope and content of all work on completion and obtain any necessary certificates.

All existing construction levels and dimensions to be checked prior to construction, especially where new construction levels and dimensions are to match existing.

All site dimensions and site levels must be checked on site.

This drawing must not be used for construction unless issued for construction.

This drawing should be read in conjunction with all relevant Engineer's and specialist drawings.

F	FULL PLANNING PACK - Further alteration made to the overall proposal following receipt of additional comments received from the LA and re-issued for approval.	VG	LN	03.02.23
E	FULL PLANNING PACK - sent out to the local authority following feedback from the client that these had not been received by the local authority.	VG	LN	14.12.22
D	Following feedback from the client (regarding other applications in the area, windows labeled again to timber to principal elevation with Heritage vertical sash and standard UPVC casements to the rear elevation(s) and re-issued.	VG	LN	03.02.22
C	PLANNING APP MADE: Following receipt of approval from the client. New app made.	VG	LN	09.01.22
B	PLANNING AMENDMENTS MADE: Following receipt of email from LA. Client advises to alter windows to principal elevation to heritage sash and re-submit, sent to client for approval.	VG	LN	30.12.21
A	PLANNING APP MADE: Following receipt of approval from the client.	VG	LN	26.07.21
REV	FIRST ISSUE: issued to client for approval.	VG	LN	15.07.21
DATE	DR	CHK	DATE	

Client:

Project Title:
59 MESSINA AVENUE,
CAMDEN, NW6 4LG

Drawing:
PROPOSED WINDOW REPLACEMENT:
EXISTING AND PROPOSED REAR ELEVATION(S)

Scale @ A1
1:20
Status:
PLANNING

Date:
JULY 2021
Drawn by:
VG
Checked by:
LN



COPYRIGHT: ALL RIGHTS RESERVED.
THIS DRAWING MUST NOT BE REPRODUCED WITHOUT PERMISSION.
THIS DRAWING MUST BE READ IN CONJUNCTION WITH ALL RELEVANT
CONSULTANT SPECIALIST DRAWINGS AND CONTRACTS.
THIS DRAWING MUST NOT BE USED FOR CONSTRUCTION UNLESS ISSUED FOR
CONSTRUCTION.
ALL DIMENSIONS ON THIS DRAWING ARE IN MILLIMETERS (UNLESS OTHERWISE STATED).
DO NOT SCALE FROM THIS DRAWING.

Drawing No.
K2062-KLE-PP-DR-A-022
Revision:
F