


























KEY

PROGRAMME








Store, Sushi Bar, Till Counter, Seating Space, Prep Kitchen
Changing Room, Office, Toilet, Walk-in Freezer, Storage.

Keep existing lights







DRAWING KEY

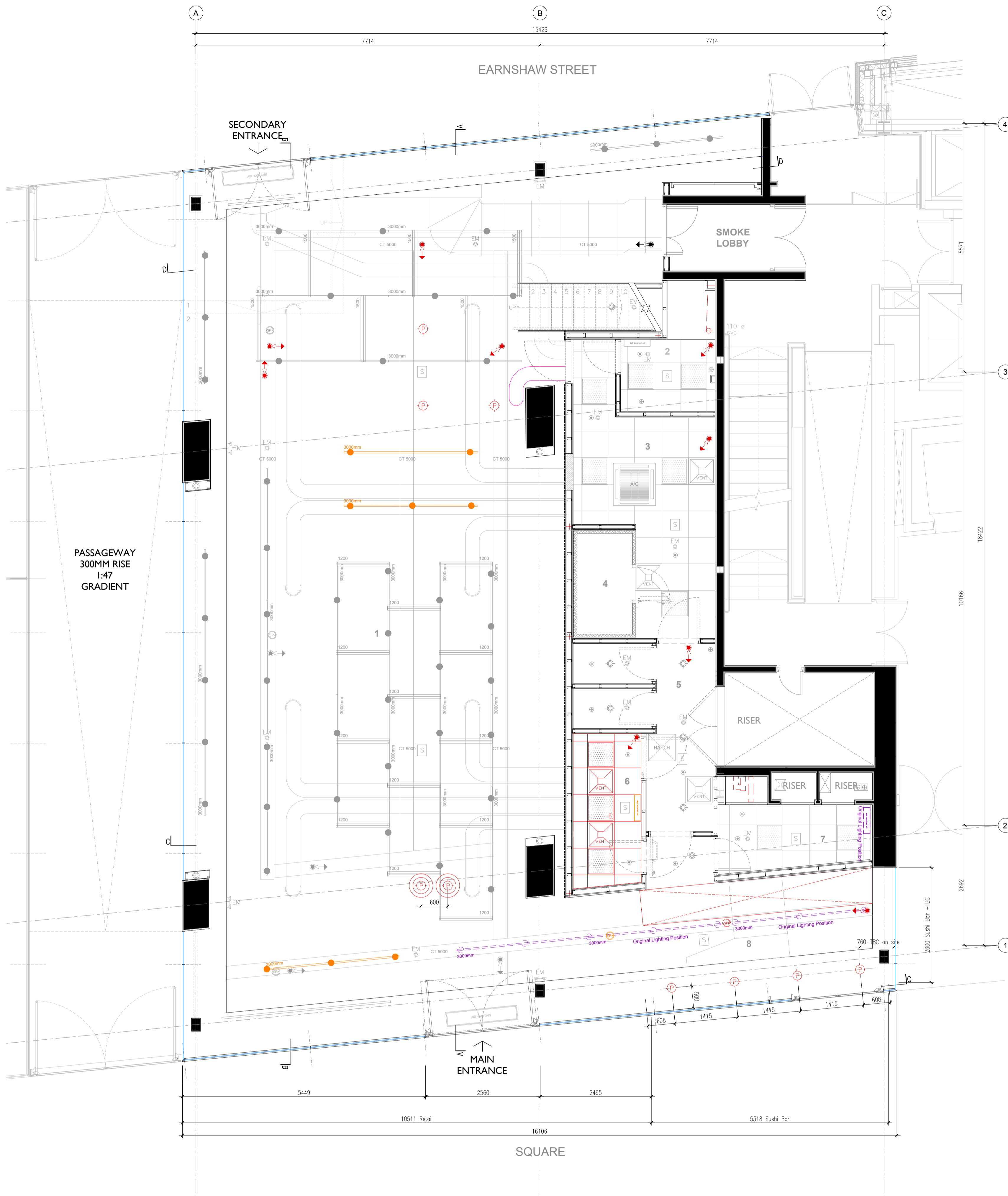
-  Existing track light - Keep existing location
-  Existing Hanging 300mm wide Cable tray galvanised cable tray @ 5000mm affl to us
-  Existing Exposed Spiral Ductwork HVAC - Keep existing ductwork
-  Existing LENS0 LED driverless track mounted spot light(Black) cat no.sp992320 LTS LENS0N 101 GU10 465 Lumen 2700k 25 degree beam
-  Relocated Existing LENS0 LED driverless track mounted spot light(Black)
-  Existing FAZIL0 recessed adjustable LED downlight (White) cat no. FAZI 151.27.35 1220 Lumen 2700K 35° beam
-  Security Camera : Keep existing ceiling mounted security camera-TBC
-  Speaker - Keep existing hanging speaker
-  Relocated Existing Speaker
-  Original location
-  Proposed illuminated Sushi bar Canopy Spec - TBC
-  Over Door Air Curtain - Keep existing air curtain at same position (Thermoscreen designer c stainless steel : suspended from bulkhead)
-  Existing signage track - Keep existing sign track as same position
-  Air Conditioning Cassettes units - White recessed into ceilings refer to hvac contractors drawings for full specification details. Keep existing AC and existing location
-  Existing Wall Mounted AC - Keep existing AC and location
-  Ventilation : 600mm X 600mm
-  Recessed LED Ceiling Panel Light - Keep existing LED ceiling panel
-  600 x 600mm Hatch(White)
-  Existing Plead G3 recessed circular fixed spot light, Colour : White Total Lumens : 1732 Kelvin : 3000 K
-  Existing Type E recessed emergency LED, cat no. spldeed3/105/E3/WH+L stand alone recessed LED emergency downlight 105 degree beam complete with 3 hour emergency
-  Existing LED Wall mounted emergency twin spot light - Spec TBC
-  Existing flush mounted PIR ceiling recessed flush mounted 360 degree PIR occupancy switch. White finish. 72 dia 68h. ref. CP electronics GEFL flush mounted.
-  Existing Smoke Detector
-  Existing Ventilation Q-150
-  Existing type KIE all BOH areas General compact 56603E + 2 x 81222 cover surface mounted linear IP65 corrosion resistant bulkhead luminaire

Proposed New lights

-  New Security Camera : Ceiling mounted security camera
-  Pendant Light Decorative cylinder shape pendant spec - TBC
-  Pendant Light - Black and Gold metal pendant, diameter 530mm, 60W, 230V - TBC
-  New Heat Detector
-  Ventilation : 600mm X 600mm
-  Proposed IGuzini iplan Access (Modular LED Panel) or similar. Lay in 600mm x 600mm module with ON/Off driver. 30.4W 2920lm 4000k CR190. with TPa diffuser. Q125.01 or Similar
-  Proposed IGuzini iplan Access (Modular LED Panel) or similar. Lay in 600mm x 600mm module with ON/Off driver. 30.4W 2920lm 4000k CR190. with TPa diffuser. Also with a 3hour 3W emergency battery pack - Q125.01EM or Similar

DRAWING KEY

-  Existing lights
-  Keep existing location
-  Relocated existing light
-  Original light location
-  New proposed light
-  Removed

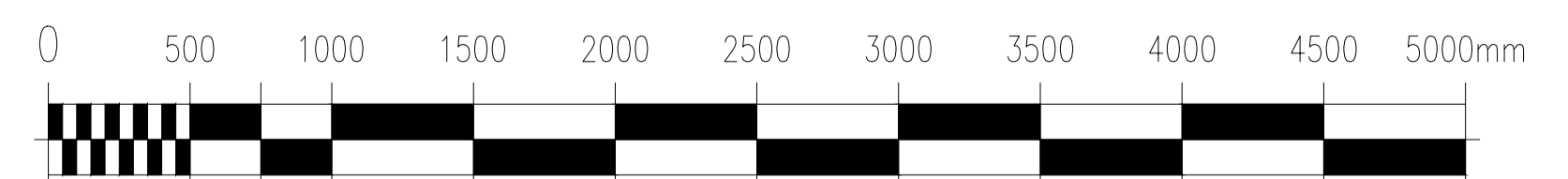


PROPOSED GROUND FLOOR REFLECTED CEILING PLAN
SCALE 1:50

PROPOSED GROUND RCP PLAN

- FOH - Area: 200.6 sqm (CH:5650, 3897mm)
- BOH - Area: 49.8 sqm (CH:2200)
- 1. Store - Area: 183.3mm (CH:5650, 3897mm)
- 2. Office - Area: 4.8 sqm (CH:2200mm)
- 3. Prep Kitchen A - Area: 13.8 sqm (CH:2200mm)
- 4. Walk in Freezer - Area 2.8 sqm
- 5. Toilets - Area 6 sqm (CH:2200mm)
- 6. Prep Kitchen B - Area 5.1 sqm (CH:2200mm)
- 7. Storage - Area 5.3 sqm (CH:2200mm)
- 8. Sushi Bar - Area 14.2 sqm (CH:5650mm)

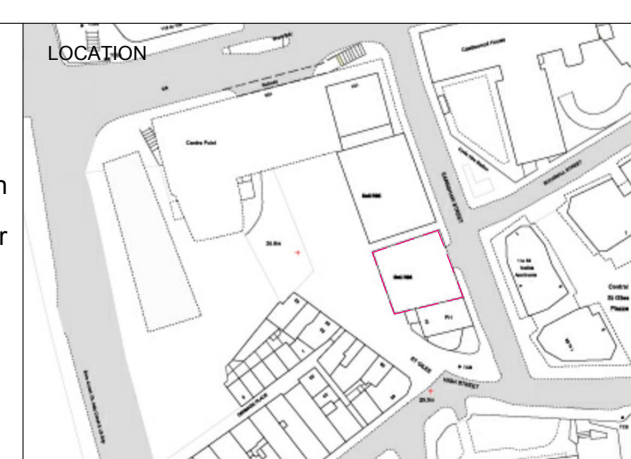
Ground floor Area : 250.4 sqm
Total Unit Area : 294.9 sqm



A. 02/02/2023 - Amended sushi bar pendant light and CCTV position

NOTE

All dimensions to be checked on site prior to commencement of any works.
This drawing represents a performance guide upon which the contractor/subcontractor must base his/her working drawings & details. Include all necessary tolerances prior to manufacture and installation.
Contractor must undertake a full survey of the area to establish all dimensions & ensure accurate setting out.
Advise on suitability of all details shown to ensure structural stability, ease and economy of construction.



studio penn london
Architecture & Interior Design

| | | | |
|--------------------------|--|------------------------|----------|
| job title | SEOUL PLAZA - UNIT R06 & R08 CENTRE POINT | | |
| drawing title / location | PROPOSED REFLECTED CEILING PLAN 2 GROUND FLOOR | | |
| drawn by | checked by | scale | status |
| JL | YH | 1 : 50 @ A1 / 100 @ A3 | PLANNING |
| project | classification / drawing no. | revision | |
| 2205 | 2205.CP.DE.221 | A | |