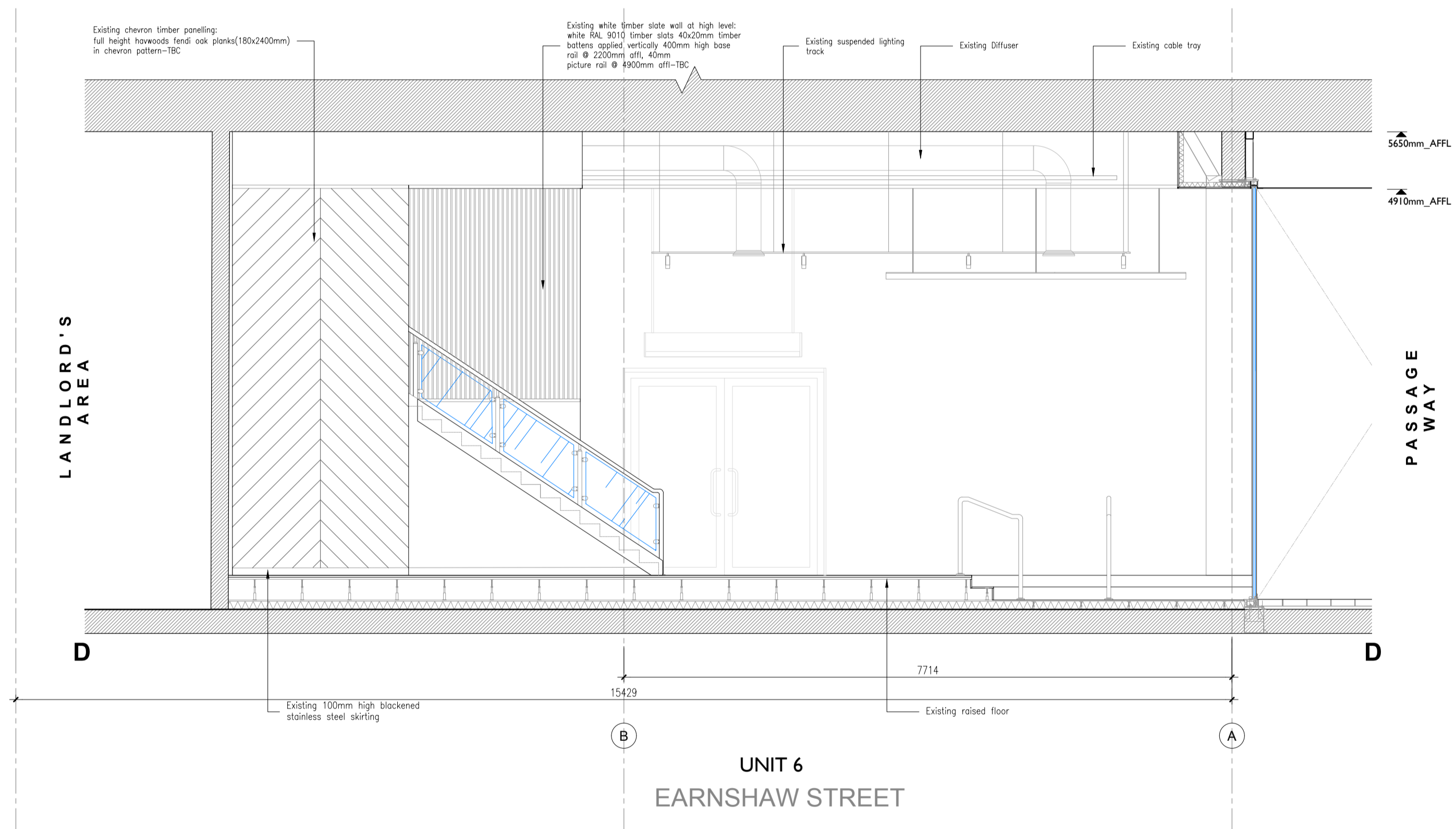


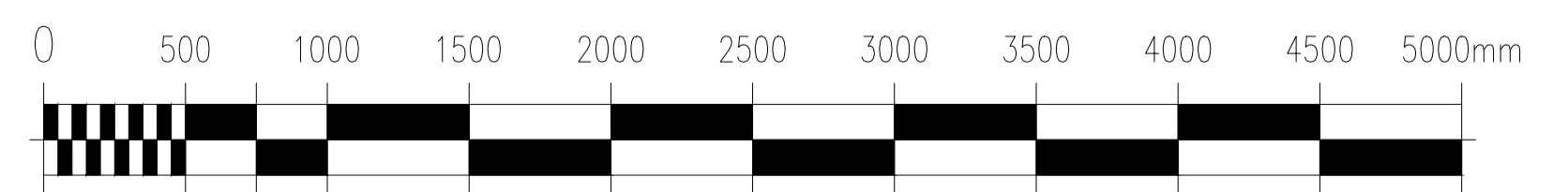
EXISTING SECTION C-C
SCALE 1:50



EXISTING SECTION D-D
SCALE 1:50

EXISTING SECTIONS C-C, D-D

- 1. Ground floor Area : 250.4 sqm
- FOH - Area: 200.6 sqm (CH:5650mm)
- BOH - Area: 49.8 sqm (CH:2200)
- 2. Mezzanine Floor Area : 44.5 sqm
- Total Unit Area : 294.9 sqm



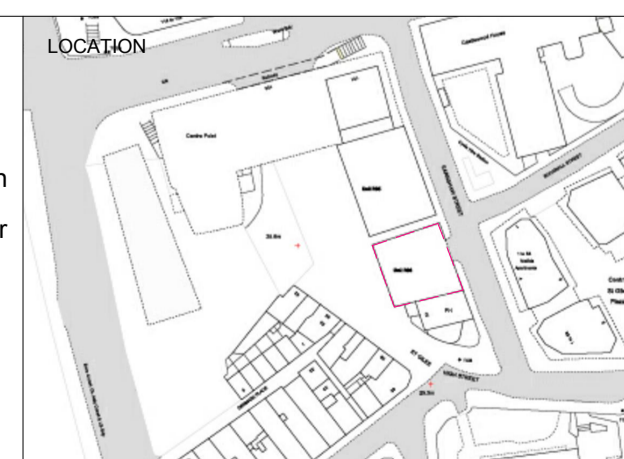
NOTE

All dimensions to be checked on site prior to commencement of any works.

This drawing represents a performance guide upon which the contractor/subcontractor must base his/her working drawings & details. Include all necessary tolerances prior to manufacture and installation.

Contractor must undertake a full survey of the area to establish all dimensions & ensure accurate setting out.

Advise on suitability of all details shown to ensure structural stability, ease and economy of construction.



| | |
|---|---|
| studio penn london Architecture & Interior Design <small>studiospace@gmail.com</small> | |
| job title SEOUL PLAZA - UNIT R06 & R08 CENTRE POINT | |
| drawing title / location EXISTING SECTIONS C-C, D-D | |
| drawn by JL | checked YH |
| scale 1 : 50@A1 / 100@A3 | status PLANNING |
| project 2205 | classification / drawing no. 2205.CP.DE.130 |
| revision | |