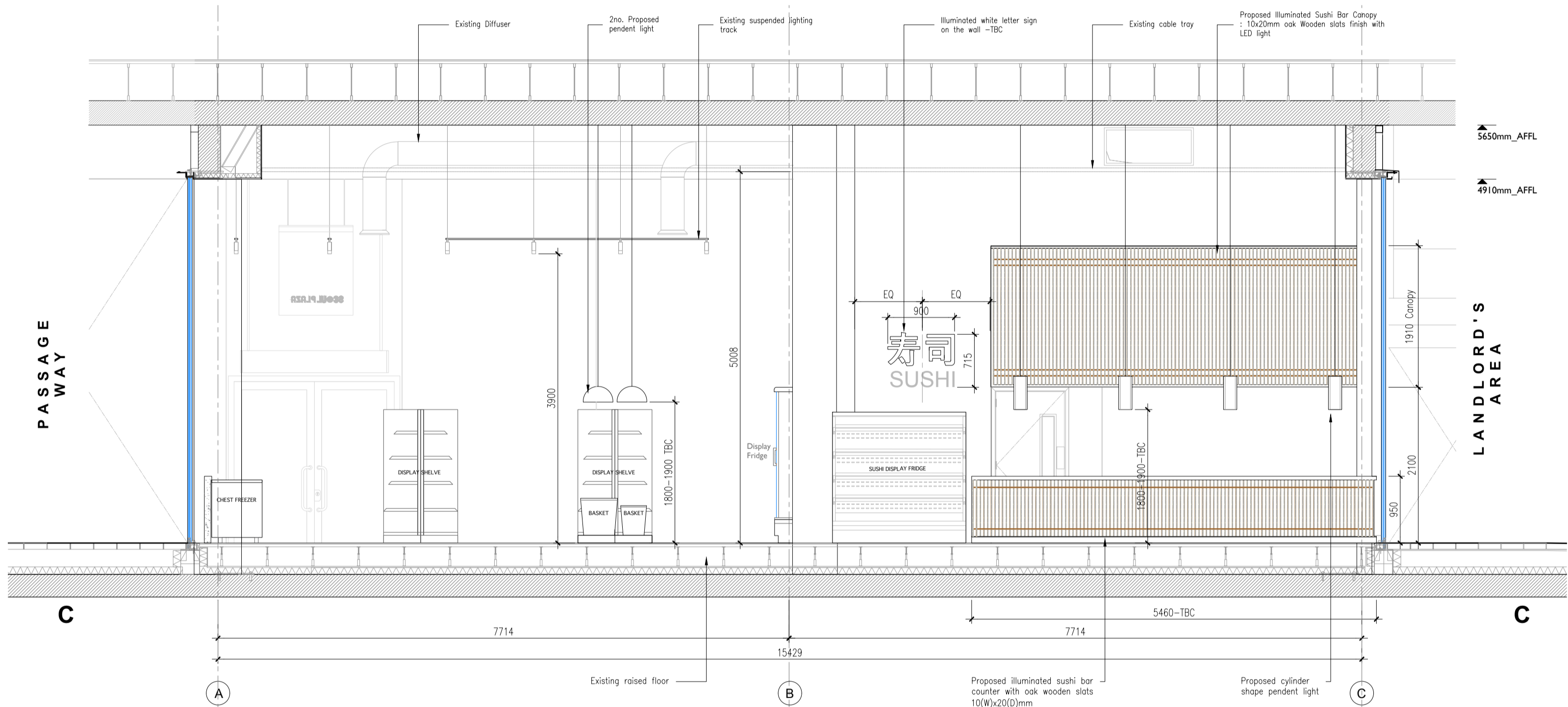
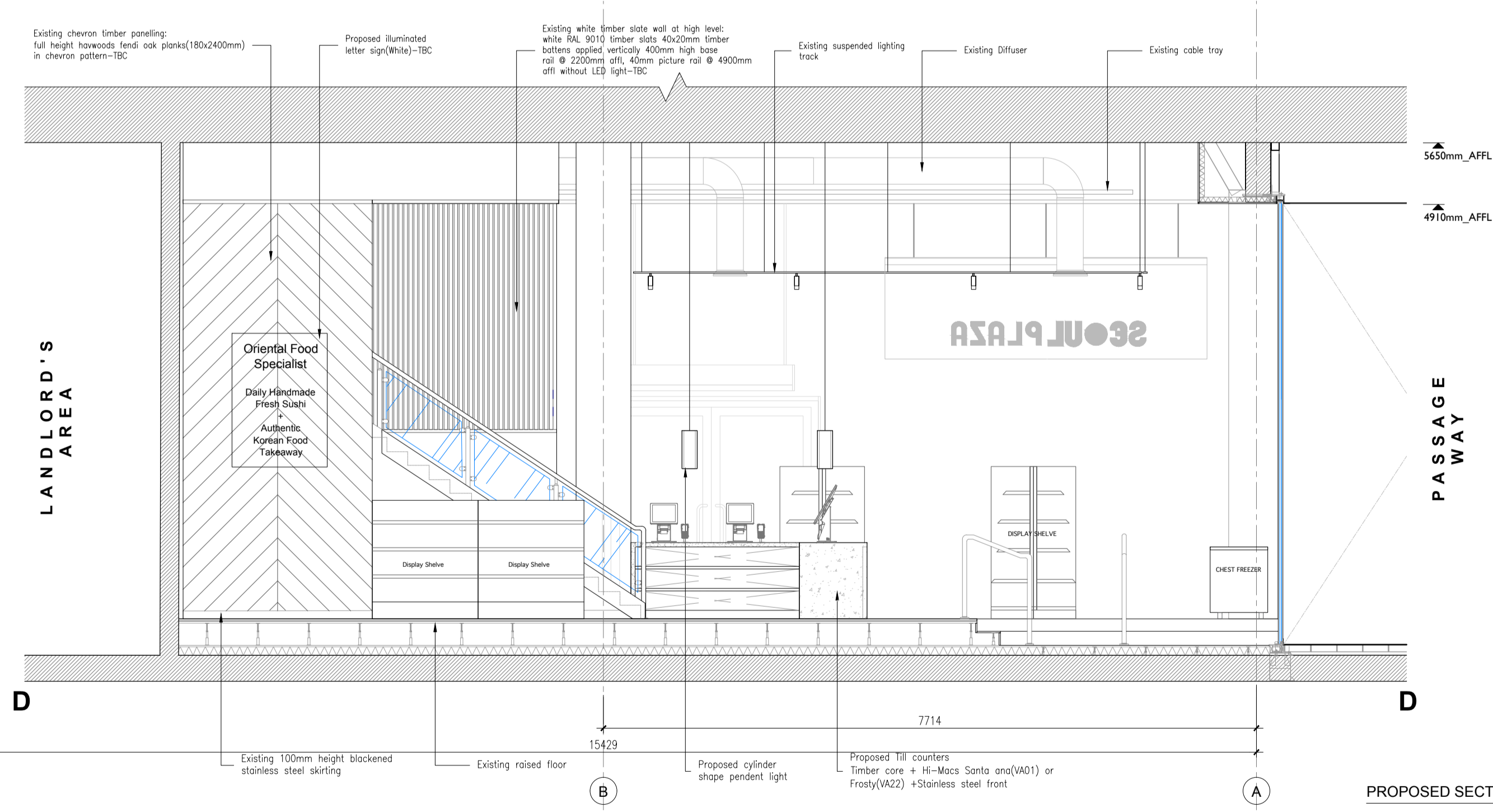


PROPOSED SECTION A-A
SCALE 1:50

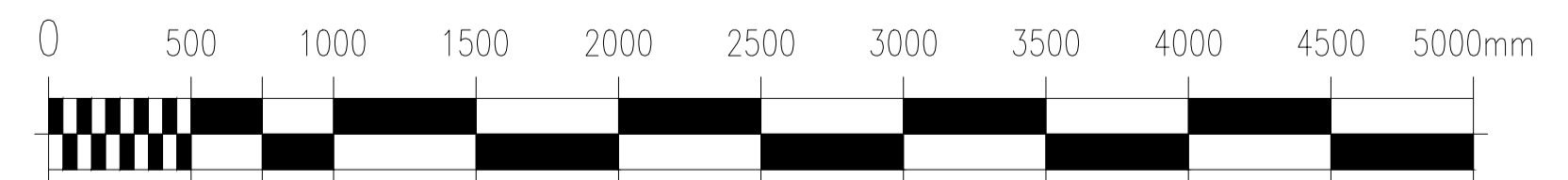


PROPOSED SECTION C-C
SCALE 1:50



PROPOSED SECTION D-D
SCALE 1:50

PROPOSED SECTIONS A-A, C-C, D-D
1. Ground floor Area : 250.4 sqm
FOH - Area: 200.6 sqm (CH:5650mm)
BOH - Area: 49.8 sqm (CH:2200)
2. Mezzanine Floor Area : 44.5 sqm
Total Unit Area : 294.9 sqm



A. 02/02/2023 - Amended sushi bar counter and sushi display fridge

NOTE
All dimensions to be checked on site prior to commencement of any works.
This drawing represents a performance guide upon which the contractor/subcontractor must base his/her working drawings & details. Include all necessary tolerances prior to manufacture and installation.
Contractor must undertake a full survey of the area to establish all dimensions & ensure accurate setting out.
Advise on suitability of all details shown to ensure structural stability, ease and economy of construction.



studio penn london Architecture & Interior Design studopenn.space@gmail.com	
job title	SEOUL PLAZA - UNIT R06 & R08 CENTRE POINT
drawing title / location	PROPOSED SECTIONS A-A, C-C AND D-D
drawn by	JL
checked by	YH
scale	1 : 50@A1 / 100@A3
status	PLANNING
project	2205
classification / drawing no.	2205.CP.DE.370
revision	A