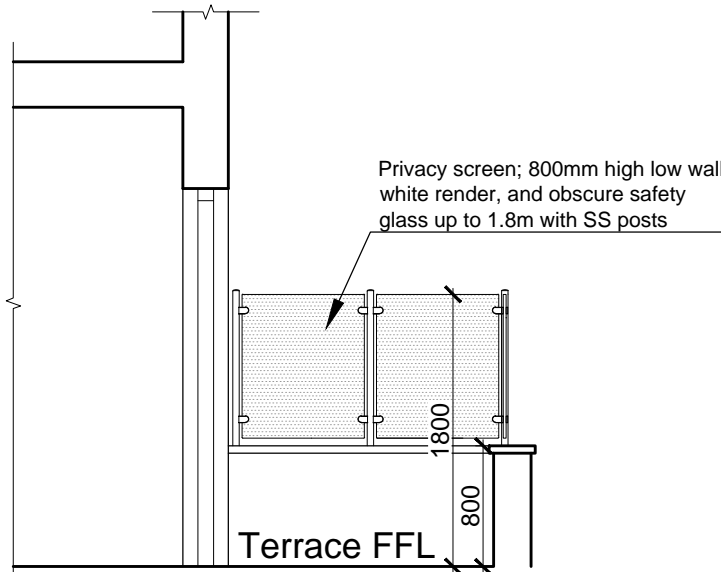


CONDITION 4 - PRIVACY SCREEN

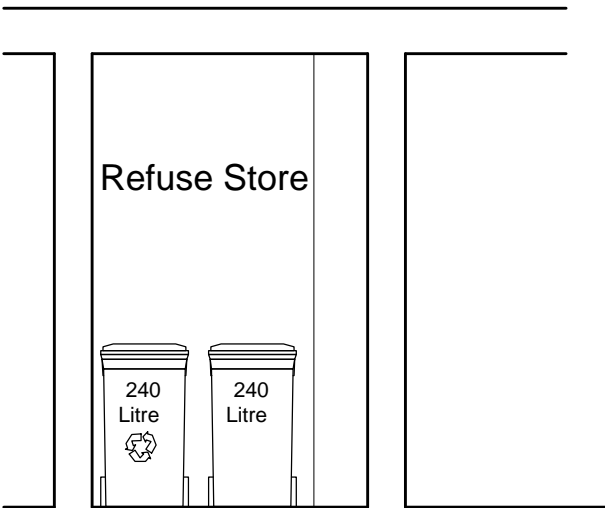


Privacy screen to North & East sides - Section
Scale 1:50

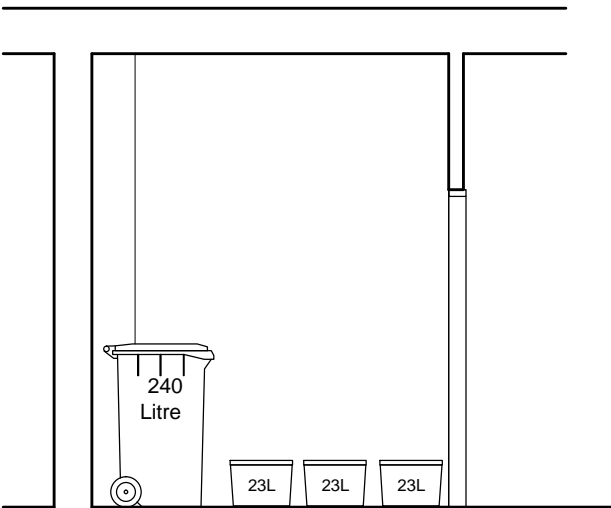


1.8m height obscure privacy screen

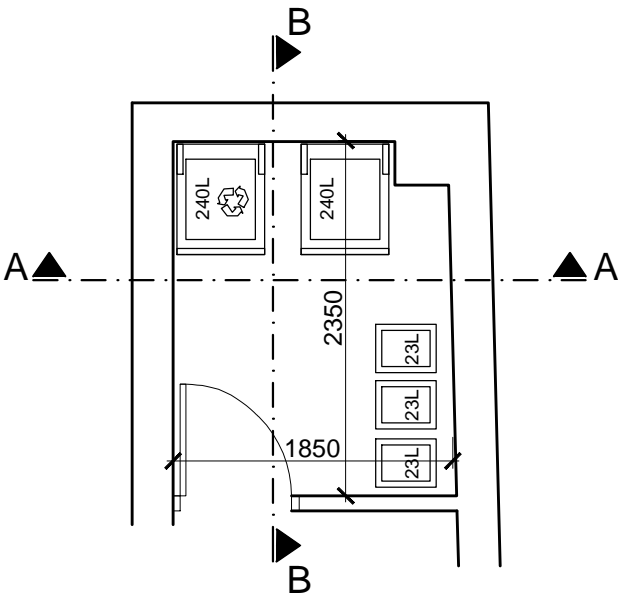
CONDITION 5 - WASTE STORAGE



Bins / Recycle Storage
Section AA



Bins / Recycle Storage
Section BB



Refuse/Recycling bins area - Plan
Scale 1:50

Bin Storage Provision

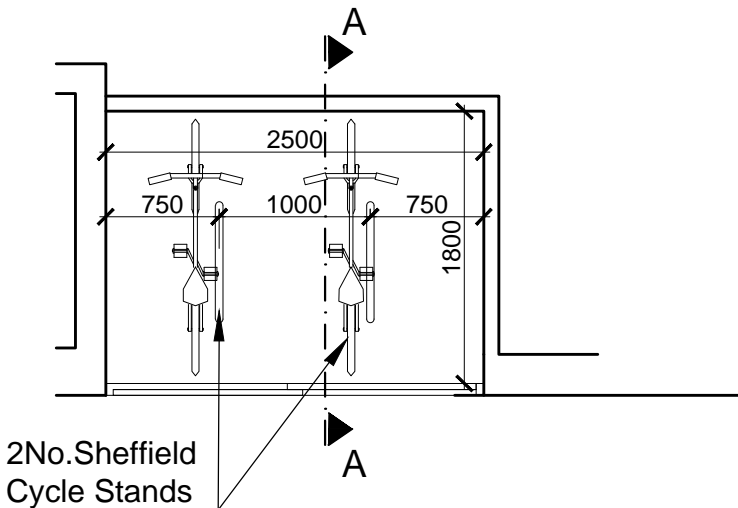
The current proposal provides the waste storage indicated in the below table, in line with the requirements of "Section A: Kerbside collection" from Camden's "Waste storage and arrangements for residential and commercial units (Supporting document for planning guidance CPG1 DESIGN Storage and collection of recycling and waste)".

The proposed bins will be temporarily placed within 1m of the property access point on the approved collection day/s by 7am to receive a kerbside collection, and removed after collection.

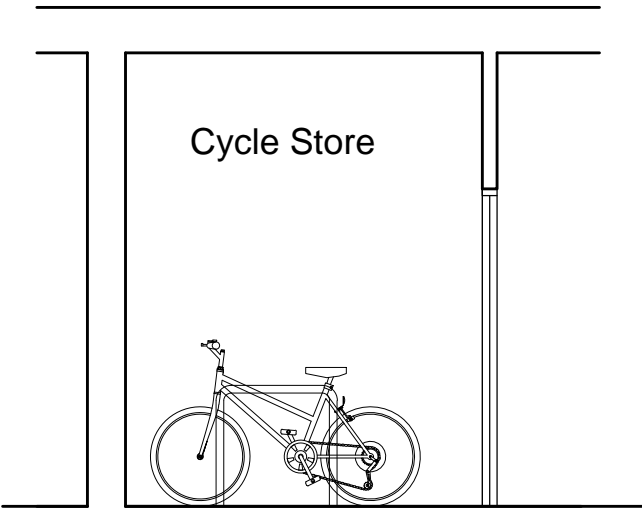
Refuse and Recycling Storage Requirements		
	Contained Flats	Proposed Storage
General Waste	3 Dwellings	1 x 240Litres Wheeled Containers
Mixed Recycling	3 Dwellings	1 x 240Litres Wheeled Containers
Food Waste	3 Dwellings	3 x 23L Caddy

CONDITION 6 - CYCLE STORAGE

Cycle storage for 4no. cycles.
Secured, sheltered, lit.
2No. sliding doors with keypad access



Cycle Storage - Plan
Scale 1:50



Cycle Storage - Section AA



General Notes

Local authorities (Planning Group or Building Control) might request for additional items / information to be added / revised.

Contractor, sub-contractor or supplier is to report any errors, omission or discrepancies on the drawings, and shall not vary any work shown on the drawings without obtaining prior approval from the architect. Contractor, sub-contractor or supplier is responsible for requesting any additional information from the architect for the correct execution of the works.

Contractor, sub-contractor or supplier shall supply to the architect all shop drawings, illustrations, specifications, etc. of all specialist work to be incorporated into the main contract works, and shall immediately inform the architect if any work shown on this drawing is not in accordance with the relevant codes of practice recognised as good practice throughout the industry or if it does not comply with the relevant local authority bye-laws or building regulations.

Contractor to verify all dimensions on site before commencing any work on site or preparing any shop drawings. Figured dimensions to take precedence over scaled dimensions.

Contractor, sub-contractor or supplier shall immediately advise the architect / quantity surveyor of the effect upon programme and cost of any alterations to the proposed works shown on this drawing.

All materials, components and workmanship to comply with the relevant British Standards, Codes of Practice and appropriate manufacturers' recommendations that from time to time shall apply.

This drawing supersedes all previous issues of the same drawing number with earlier revisions.

This drawing and design is copyright to Tal Arc Ltd and remains the property of Tal Arc Ltd. and as such the contents must not be disclosed to anyone or reproduced in any way without prior consent from Tal Arc Ltd.

Additional Notes

REV	DATE	INITIALS	REVISION

PROJECT 36-37 Great Russell Street London, WC1B 3PP
CLIENT 36-37 Great Russell Street Ltd.

ZONE A	DISCIPLINE ARCHITECTURE		STATUS PLANNING
LEVEL A	DRAWING NUMBER 36-37GRS-PP3CON-01		REVISION
PAPER SIZE A1 SHEET			
DRAWING TITLE Conditions 4, 5 & 6			
SCALE 1:50	DATE 02/01/2023	DRAWN MSS	CHECKED YS

TAL ARC LTD. ARCHITECTURE DESIGN	
2A CRESCENT ROAD LONDON N3 1HP, U.K. T. 020 3719 0793 E. INFO@TALARC.CO.UK W. WWW.TALARC.CO.UK	
PROJECT TITLE 36-37 Great Russell Street	