

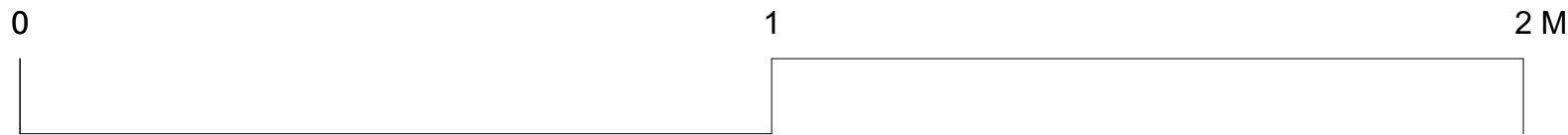
+0.00mm

+1290.00mm

+756.00mm

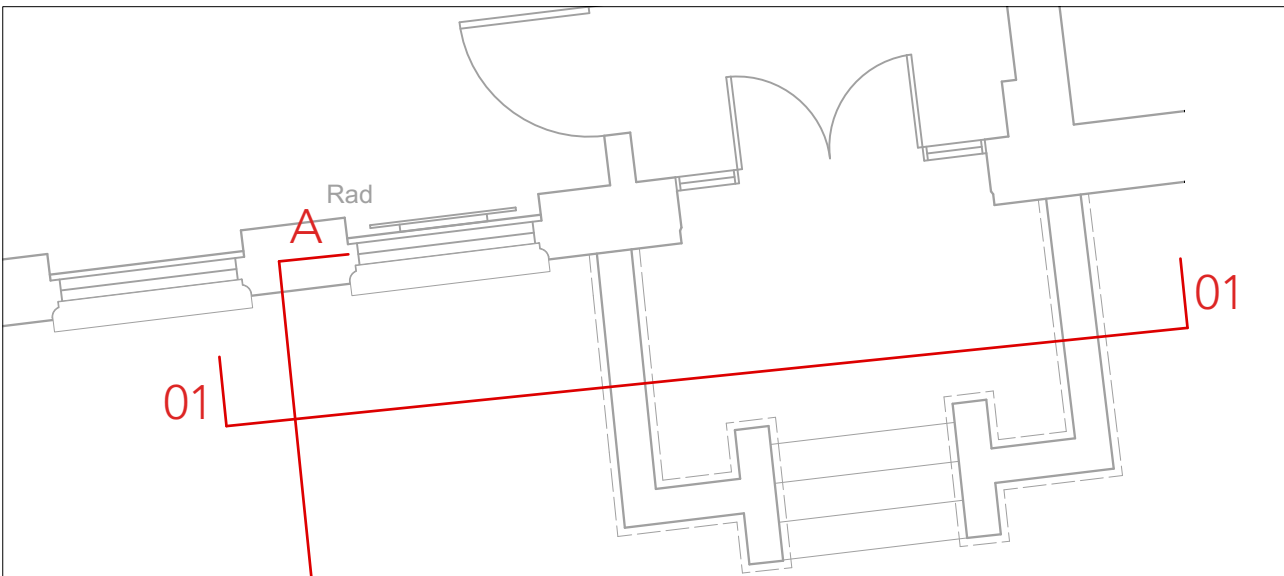
Existing window cill projection

300mm approx. structural opening width of existing basement window.

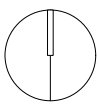


General Note

- Levels are indicative and will require accurate re-measuring
- Contractor to take site measurements prior to instillation
- Contractor to consult with heritage consultant
- Contractor to confirm with architect/planning/heritage consultants
- Further coordination with structural engineer required



Key Plan



date		revision		revision	
Do not scale from drawings Confirm all dimensions on site prior to manufacture Confirm discrepancies with Architect prior to proceeding Refer to all Engineers' documentation					
		job no.		notes	
639		Oakwood House Platform Lift		job title	
		date		dwg. title	
13/12/2022		Existing Section 01			
		Client: South Hampstead High School			
TK	drawn	Scale: 1:20 @ A3 / 1:10 @ A1			
		dwg. no.		rev. no.	
		639_E300			
INFORMATION					
Sarah Wigglesworth Architects ©					
T +44 (0)20 7607 9200 E mail@ssearch.co.uk W www.ssearch.co.uk					