

D1621

REV B

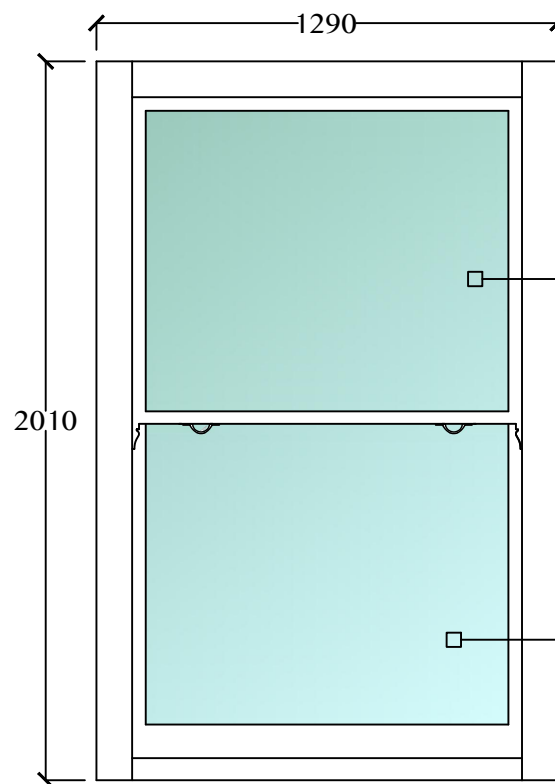
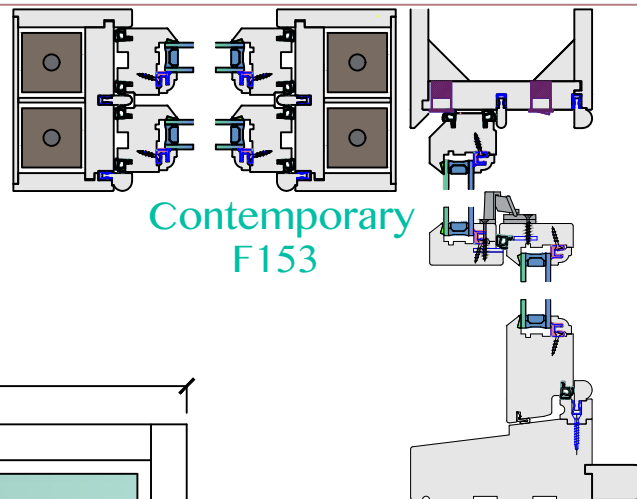
23/01/2023

Seen From Outside

ORIGINAL
SASH

1/6

Rear Elevation - 1st F - Bed 1
Weight Loaded Timber Sash Window
SW01



INSIDE LOW E
4 15.5 18 Ar argon 39.948
4 OUTSIDE Float

TOUGHENED
INSIDE LOW E
4 15.5 18 Ar argon 39.948
4 OUTSIDE Float

Project address:

42a Lambolle Road
NW3 4HR

Client:

Konstantin Nikitin

Paint Details:

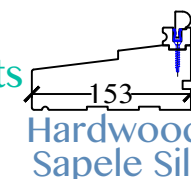
INSIDE: RAL 9016 WHITE

OUTSIDE: RAL 9016 WHITE



REDWOOD

Weights



Horns:



External



Internal

Round
Profile
Internal
Glazing



Ironmongery Finish: Satin Chrome



2X
Angel Lock



2X
Heritage Lock



2x
Outside D
Handles



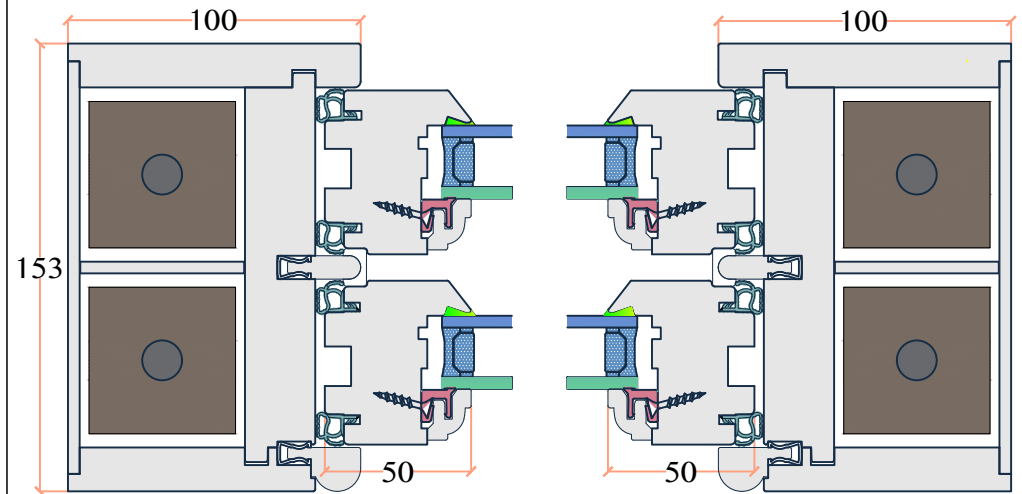
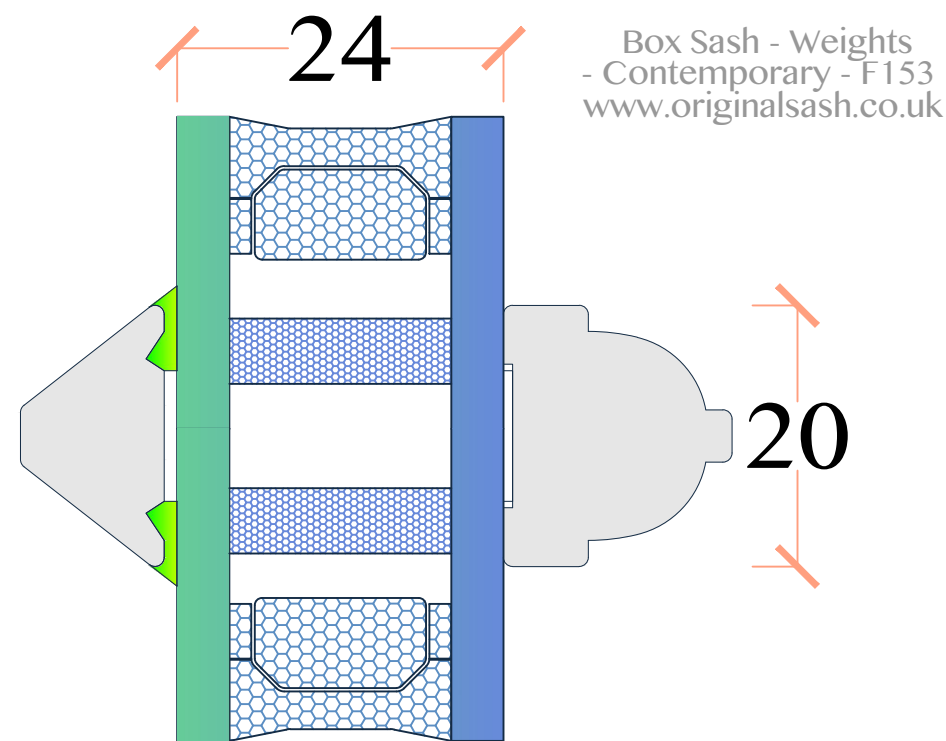
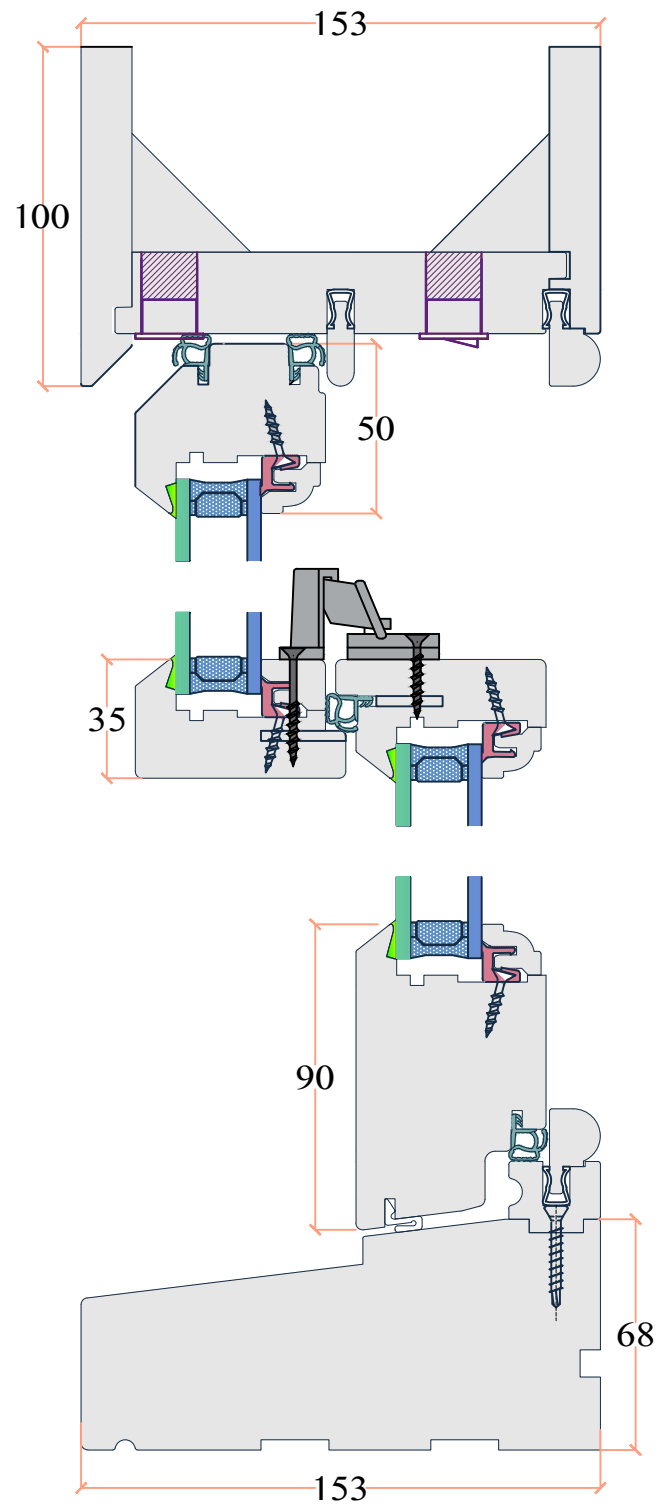
4x
Pulleys



2x
Sash Lifts

Notes:
Concealed Trickle Vents

Fitting:
1st fix only



D1621

REV B

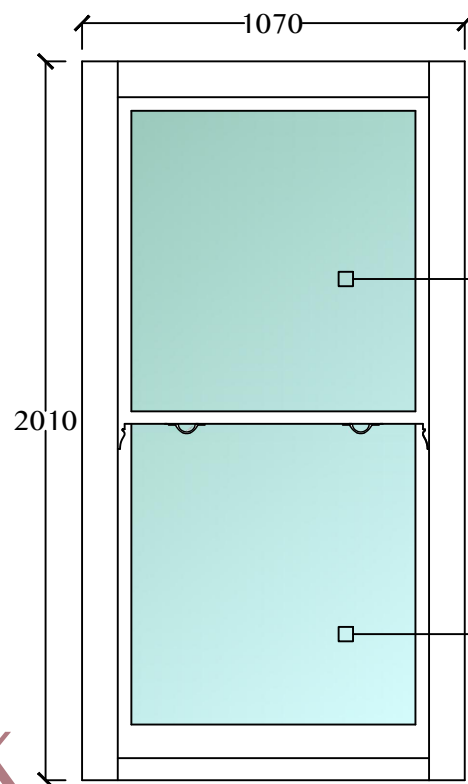
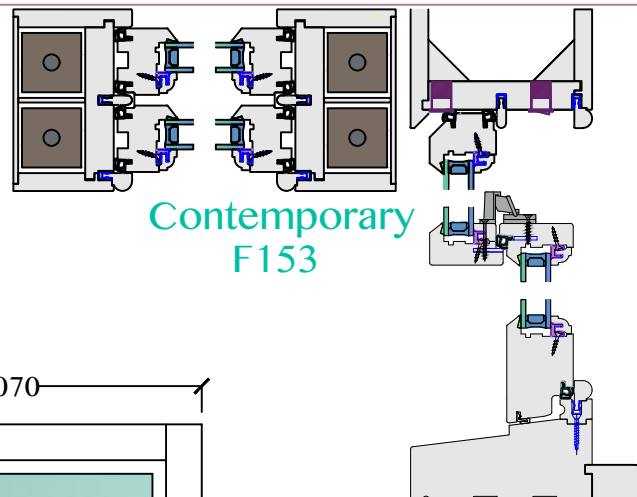
23/01/2023

Seen From Outside

ORIGINAL
SASH

2/6

Rear Elevation - 1st F - Bed 2
Weight Loaded Timber Sash Window
SW02
SW03



INSIDE LOW E
4 15.5 18 Ar argon 39.948
4 OUTSIDE Float

TOUGHENED
INSIDE LOW E
4 15.5 18 Ar argon 39.948
4 OUTSIDE Float

Project address:

42a Lambolle Road
NW3 4HR

Client:

Konstantin Nikitin

Paint Details:

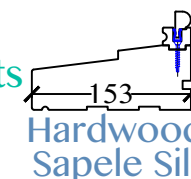
INSIDE: RAL 9016 WHITE

OUTSIDE: RAL 9016 WHITE



REDWOOD

Weights



Horns:



External



Internal

Round
Profile
Internal
Glazing



Ironmongery Finish: Satin Chrome



2X

Angel Lock



1X

Heritage Lock



2x
Outside D
Handles



4x
Pulleys



2x
Sash Lifts

Notes:

Fitting:
1st fix only

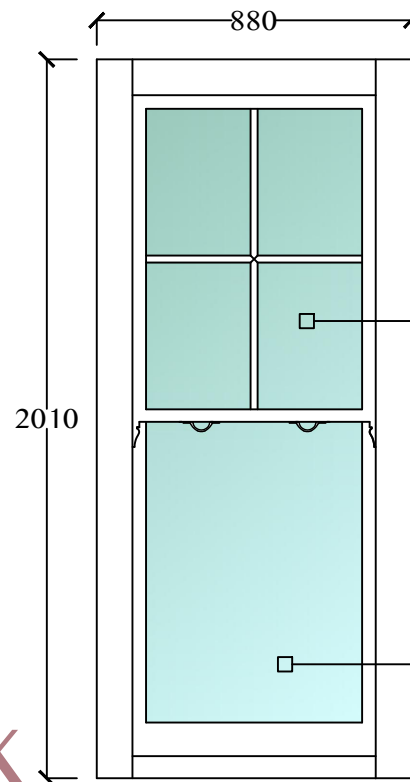
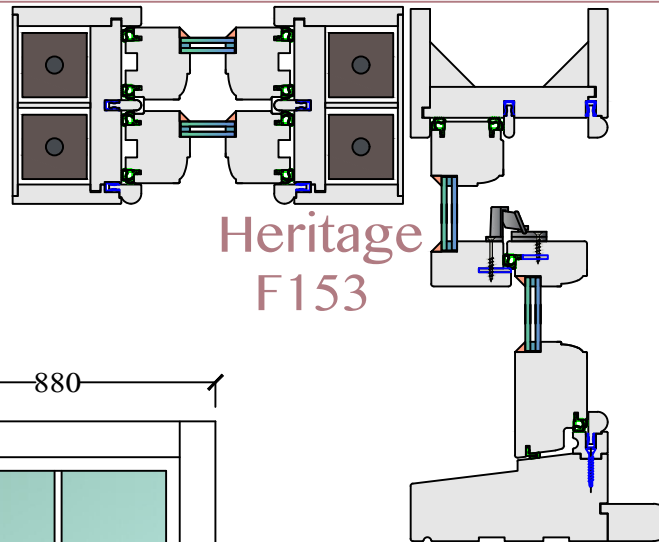
D1621

REV B

23/01/2023

Seen From Outside

Front Elevation - 1st F - Living
Weight Loaded Timber Sash Window
SW04 - Bay Side
SW06 - Bay Side



Low E
INSIDE
4 36
4 6 Kr
OUTSIDE
Float
Krypton
83.80

Toughened
Low E
INSIDE
4 36
4 6 Kr
OUTSIDE
Float
Krypton
83.80

2x

Notes:
Concealed Trickle Vents

Fitting:
1st fix only

ORIGINAL
SASH

3/6

Project address:

42a Lambolle Road
NW3 4HR

Client:

Konstantin Nikitin

Paint Details:

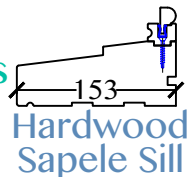
INSIDE: RAL 9016 WHITE

OUTSIDE: RAL 9016 WHITE



REDWOOD

Weights



Hardwood
Sapele Sill

Horns:

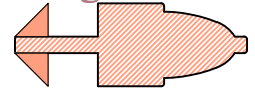


External



Internal

Large Ovolo



External Glazing
Putty Finish

Ironmongery Finish: Satin Chrome



2X

Angel Lock



1X

Heritage Lock



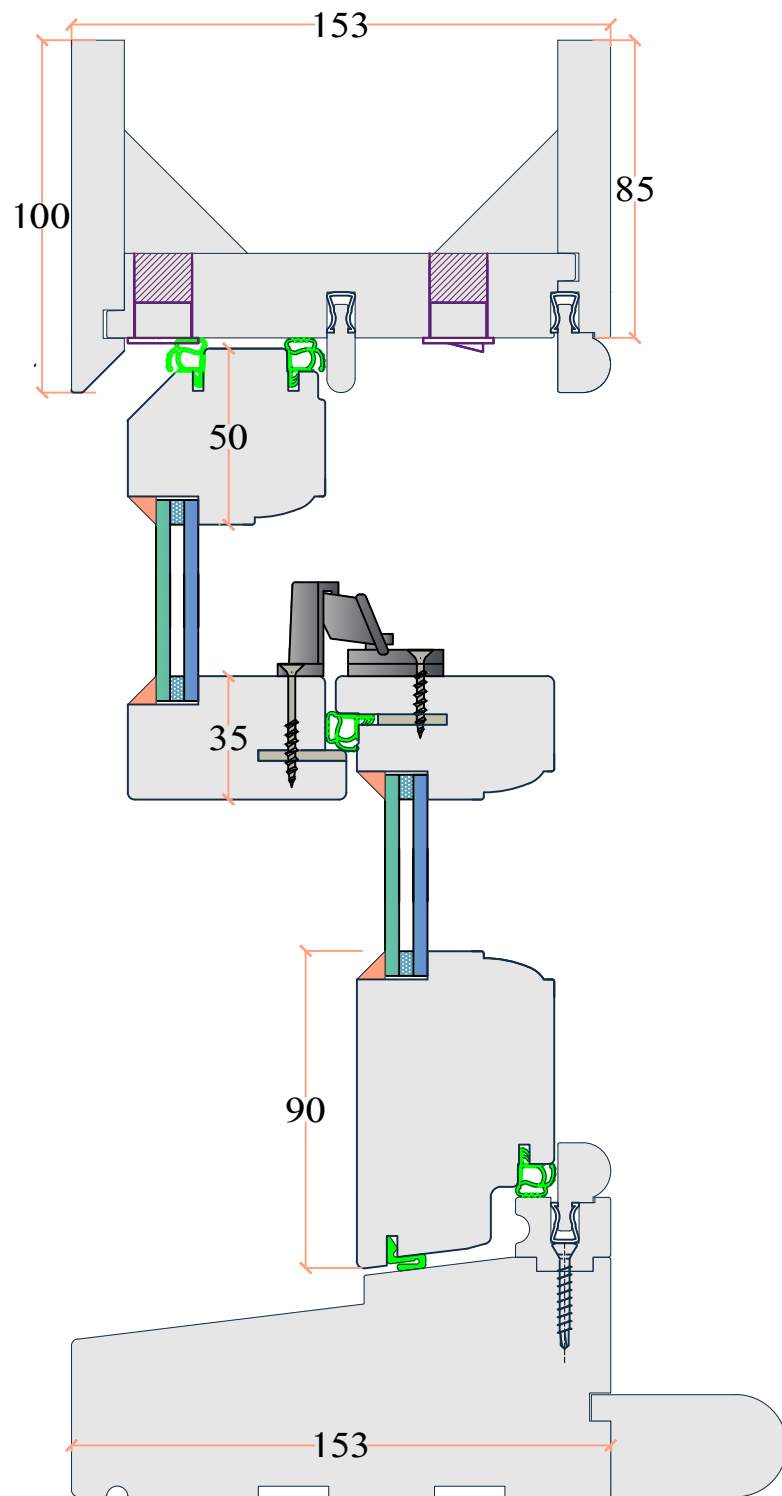
2x
Outside D
Handles



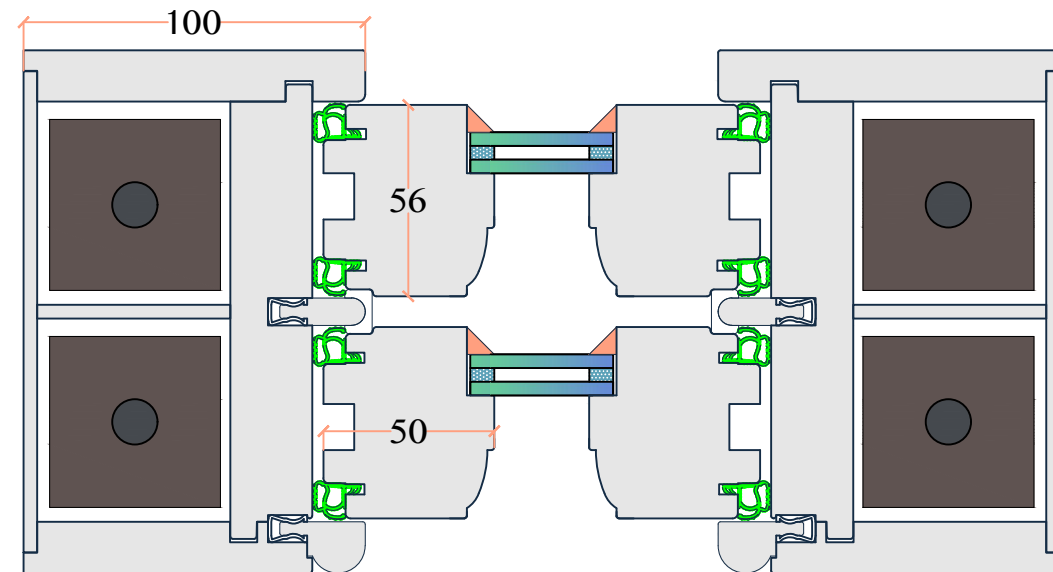
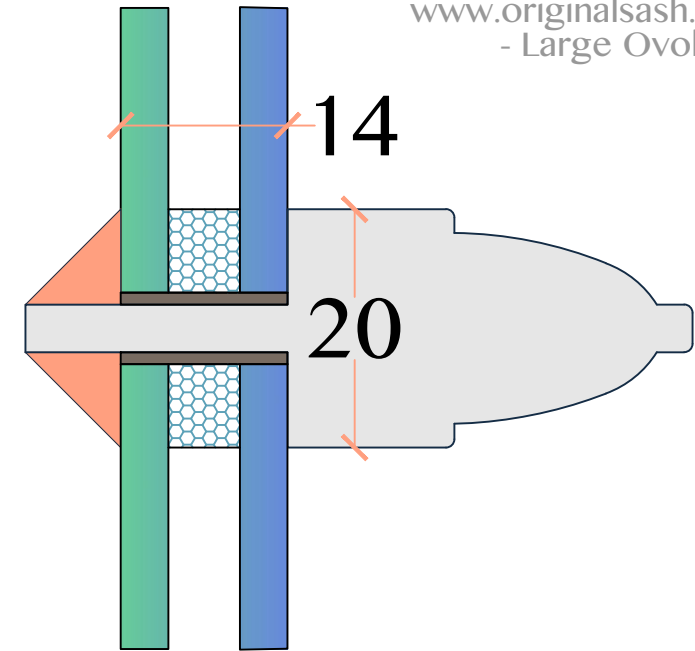
4x
Pulleys



2x
Sash Lifts



Box Sash - Weights
 - Heritage - F153
www.originalsash.co.uk
 - Large Ovolo-



D1621

REV B

23/01/2023

Seen From Outside

Front Elevation - 1st F - Living
Weight Loaded Timber Sash Window
SW05 - Bay Center

ORIGINAL
SASH

4/6

Project address:

42a Lambolle Road
NW3 4HR


Client:

Konstantin Nikitin

Paint Details:

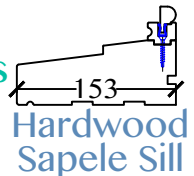
INSIDE: RAL 9016 WHITE

OUTSIDE: RAL 9016 WHITE



REDWOOD

Weights



Hardwood
Sapele Sill

Horns:

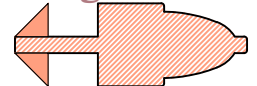


External



Internal

Large Ovolo



External Glazing
Putty Finish

Ironmongery Finish: Satin Chrome



2X

Angel Lock



2X

Heritage Lock



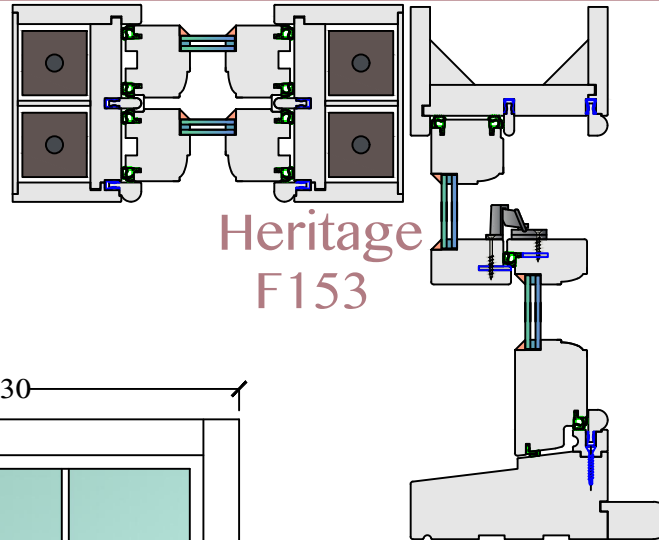
2x
Outside D
Handles



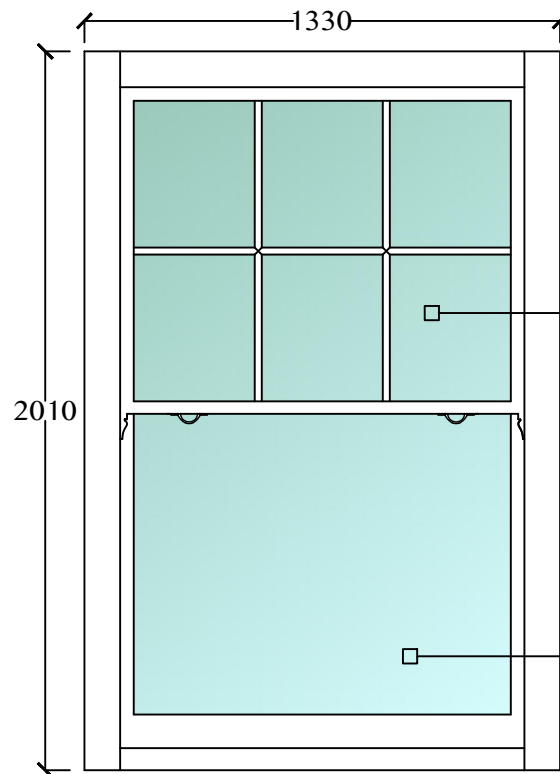
4x
Pulleys



2x
Sash Lifts



Heritage
F153



Low E

INSIDE

4 4 6

4 4 6

OUTSIDE

Float

³⁶ Kr
Krypton
83.80

Toughened
Low E

INSIDE

4 4 6

4 4 6

OUTSIDE

Float

³⁶ Kr
Krypton
83.80

Notes:
Concealed Trickle Vents

Fitting:
1st fix only

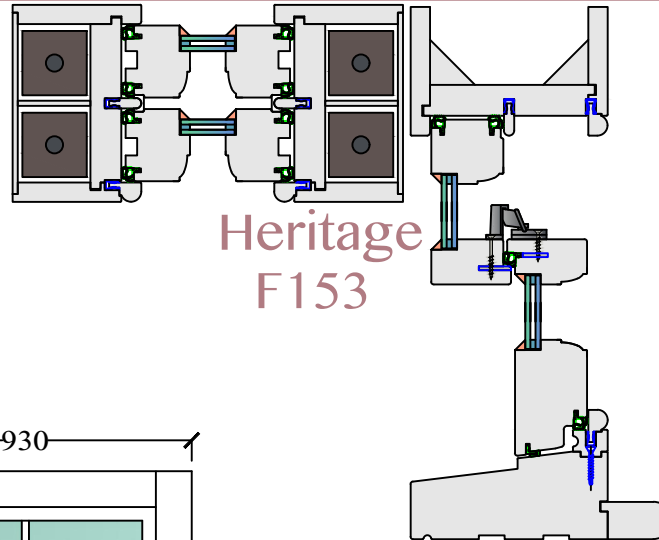
D1621

REV B

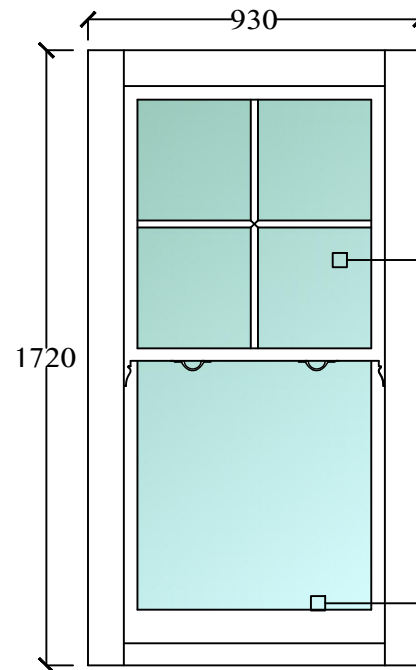
23/01/2023

Seen From Outside

Front Elevation - 1st F - Kitchen
Weight Loaded Timber Sash Window
SW07



Heritage
F153



Low E
INSIDE
4 4 36
Kr
Krypton
83.80
OUTSIDE
Float

Toughened
Low E
INSIDE
4 4 36
Kr
Krypton
83.80
OUTSIDE
Float

ORIGINAL
SASH

5/6

Project address:

42a Lambolle Road
NW3 4HR

Client:

Konstantin Nikitin

Paint Details:

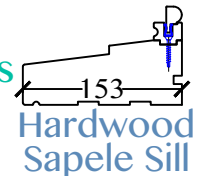
INSIDE: RAL 9016 WHITE

OUTSIDE: RAL 9016 WHITE



REDWOOD

Weights



Hardwood
Sapele Sill

Horns:

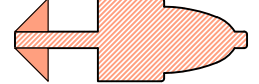


External



Internal

Large Ovolo



External Glazing
Putty Finish

Ironmongery Finish: Satin Chrome



2X

Angel Lock



1X

Heritage Lock



2x
Outside D
Handles



4x
Pulleys



2x
Sash Lifts

Notes:
Concealed Trickle Vents

Fitting:
1st fix only

D1621

REV B

23/01/2023

Seen From Outside

Front Elevation - 1st F - Bathroom
Weight Loaded Timber Sash Window
SW08

ORIGINAL
SASH

6/6

Project address:

42a Lambolle Road
NW3 4HR


Client:

Konstantin Nikitin

Paint Details:

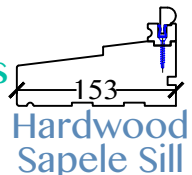
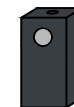
INSIDE: RAL 9016 WHITE

OUTSIDE: RAL 9016 WHITE

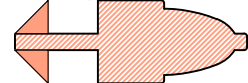


REDWOOD

Weights



Large Ovolo



External Glazing
Putty Finish

Horns:



External



Internal

Ironmongery Finish: Satin Chrome



2X

Angel Lock



1X

Heritage Lock



2x

Outside D
Handles



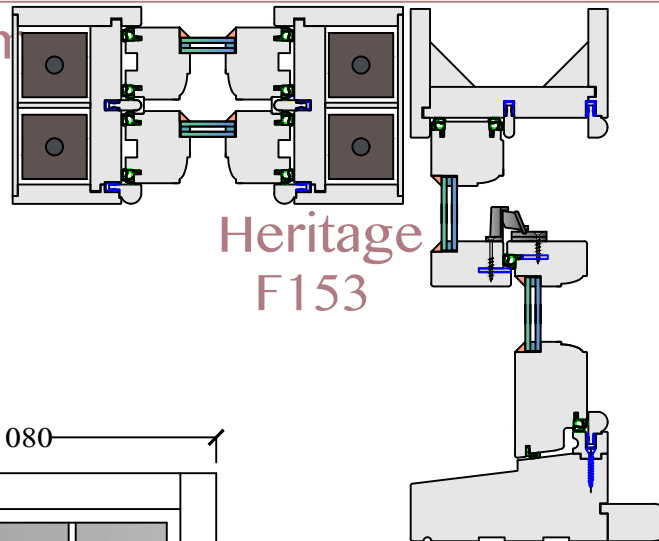
4x

Pulleys

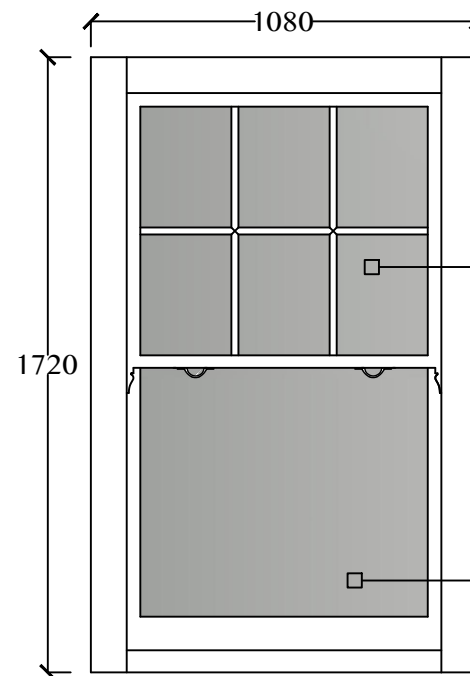


2x

Sash Lifts



Heritage
F153



Sandblasted
Obscured

Low E

INSIDE

4 4 6

OUTSIDE

Float

³⁶ Kr
Krypton
83.80

Toughened
Low E

INSIDE

4 4 6

OUTSIDE

Float

³⁶ Kr
Krypton
83.80

Notes:
Concealed Trickle Vents

Fitting:
1st fix only