

01 WN-1.01 DETAILS  
1:20 @ A3

02 WN-1.02 DETAILS  
1:20 @ A3

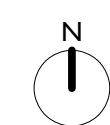

03 WN-1.03 DETAILS  
1:20 @ A3

REV.	DATE	DESCRIPTION
-	23.12.22	PLANNING ISSUE
A		
B		
C		
D		
E		
F		
G		


REV.	DATE	DESCRIPTION

NOTES:  
 1. ALL DIMENSIONS IN MM UNLESS OTHERWISE STATED  
 2. THIS DRAWING IS TO BE READ IN CONJUNCTION WITH ALL RELEVANT CONTRACT DOCUMENTS  
 3. THIS DRAWING IS TO BE READ IN CONJUNCTION WITH ALL ENGINEER'S DRAWINGS  
 4. DO NOT SCALE FROM THIS DRAWING  
 5. REPORT ANY ERRORS, CONTRADICTIONS, & OMISSIONS TO THE ARCHITECT AS SOON AS POSSIBLE  
 6. WHEN THIS DRAWING IS ISSUED IN DWG FORMAT IT IS AN UNCONTROLLED VERSION ISSUED TO ENABLE THE RECIPIENT TO PREPARE THEIR OWN DRAWINGS FOR WHICH THEY ARE SOLELY RESPONSIBLE. IT IS BASED ON BACKGROUND INFORMATION CURRENT AT TIME OF ISSUE.  
 DOUGAL SADLER LIMITED ACCEPTS NO LIABILITY FOR ANY SUCH ALTERATIONS OR ADDITIONS TO OR DISCREPANCIES ARISING OUT OF CHANGES TO SUCH BACKGROUND INFORMATION WHICH OCCUR AFTER IT IS ISSUED BY DOUGAL SADLER LIMITED.

KEY:



JOB NO:	21-004
SCALE:	1:20 @ A3
STAGE:	PLANNING



DRAWING NAME: EXISTING 1F WINDOW DETAILS

PROJECT NAME: 7 CHESTER PLACE

DRAWING NO: A601/-