

Mr Konstantin Nikitin
42 A Lambolle Road
London
NW3 4HR



Quotation Ref.: L12336 / Q1 OPTION 1 -24mm Double Glazing

Dear Konstantin,

Thank you for the opportunity to quote for the windows for the above property/project.

Enclosed next you may find attached Quote ref. L12336/Q1 - OPTION 1 - 24mm thick Double glazing with Dual Laminated Glass to both rear and front facade.

Our products come with a comprehensive warranty and are supported by our highly trained aftercare team. All our products, unless else stated, are fully factory finished using microporous paint applied in controlled conditions, designed to suit the timber used.

We'd be pleased to welcome you on board as one of our many satisfied customers, and assure you that you will benefit from our ongoing support through the whole process and in the following years, after the installation with a high-end maintenance service.

I hope that our proposal meets with your approval and look forward to hearing from you.

Kind regards,

Michelle Dilean
Customer Service,

Quotation

Customer name: Mr Konstantin Nikitin
Delivery address: 42 A Lambolle Road, London, NW3 4HR

Contact: Mr Konstantin Nikitin
Postal address: As above
Email: [REDACTED]
*: Customer



Sales Manager: Michelle Dilean
Tel: 02039 052423
Email: [REDACTED]

Item	Location	Description of Work	Width mm	Height mm	Unit Price excl. VAT	Qty	Net Price excl. VAT
1	First Floor Rear Elevation Bedroom 1	Supply & Deliver a complete new Conventional sash window	1290	2030			
2 3	First Floor Rear Elevation Bedroom 2	Supply & Deliver a complete new Conventional sash window	1070	2030			
4 5 6	First Floor Front Elevation Living	Supply & Deliver a complete new Conventional sash window bay	880	2030			
7	First Floor Front Elevation Kitchen	Supply & Deliver a complete new Conventional sash window	930	1710			
8	First Floor Front Elevation Bathroom	Supply & Deliver a complete new Conventional sash window	1080	1720			
Fitting	Other Other Elevation INSTALLATION	Installation of All Items - First Fix					
IBG	Other Other Elevation Insurance Back Guarantee	Bespoke Guarantee Insurance					
Quotation Ref.: L12336 / Q1 OPTION 1 -24mm Double Glazing			Sub Total				
Banking Details			VAT				
<div></div> <p>VAT will be charged at the prevailing rate This quote is valid for 30 days from 29 Sep 2022</p>			Total Order Value incl. VAT				
			Deposit With Order				
			Interim				
			Second Interim				
			Balance on Completion				
Generated by MD on 29 Sep 2022			shrd2				

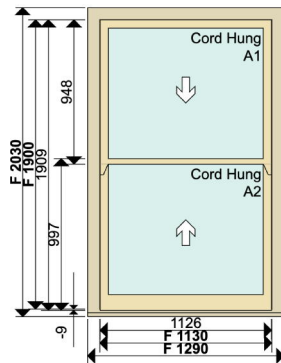
Quotation

All drawings are viewed from the outside
The opening sash symbol (or arrow head) points to the hinge position



ITEM 1 - First Floor Rear Elevation Bedroom 1

Price excl. VAT: [REDACTED]



Item Weight: 170.5 Kg

Supply & Deliver a complete new Conventional sash window in Engineered Redwood with Solid Sapele Hardwood cill

Moulding

Ovolo

Sash Horn

Top: Type 1, Bottom: No horn

Double Glazing - Top

6.4mm Low E Clear Laminate - Argon Filled, White Warm Edge spacer - 6.4mm Clear Laminate

Double Glazing - Bottom

6.4mm Low E Clear Laminate - Argon Filled, White Warm Edge spacer - 6.4mm Clear Laminate

Paint / Finish

Internal: Remmers - RAL 9010 White, External: Remmers - RAL 9010 White, Cill: Remmers - RAL 9010 White

Ironmongery

4 x 2 inch Round Sash Pulley For Cord, 2 x 5 inch Traditional Sash Handle, 2 x Angel Ventlock - Face Fix - Pair, 2 x Curved Sash Lift, 2 x Heritage Fastener Locking in Satin Chrome and 1 x Trickle Vent - 300mm in White

Angel Ventlock - Face Fix - Pair



2 inch Round Sash Pulley For Cord



Heritage Fastener Locking



5 inch Traditional Sash Handle



Trickle Vent - 300mm

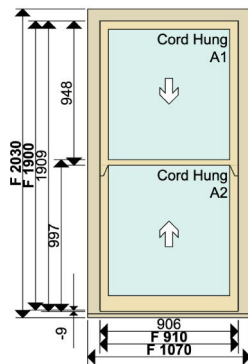


Curved Sash Lift



ITEM 2 3 - First Floor Rear Elevation Bedroom 2

Qty: 2, Price excl. VAT: [REDACTED]



Item Weight: 139.9 Kg

Supply & Deliver a complete new Conventional sash window in Engineered Redwood with Solid Sapele Hardwood cill

Moulding

Ovolo

Sash Horn

Top: Type 1, Bottom: No horn

Double Glazing - Top

6.4mm Low E Clear Laminate - Argon Filled, White Warm Edge spacer - 6.4mm Clear Laminate

Double Glazing - Bottom

6.4mm Low E Clear Laminate - Argon Filled, White Warm Edge spacer - 6.4mm Clear Laminate

Paint / Finish

Internal: Remmers - RAL 9010 White, External: Remmers - RAL 9010 White, Cill: Remmers - RAL 9010 White

Ironmongery

4 x 2 inch Round Sash Pulley For Cord, 2 x 5 inch Traditional Sash Handle, 2 x Angel Ventlock - Face Fix - Pair, 2 x Curved Sash Lift, 1 x Heritage Fastener Locking in Satin Chrome and 1 x Trickle Vent - 300mm in White

Angel Ventlock - Face Fix - Pair



2 inch Round Sash Pulley For Cord



Heritage Fastener Locking



5 inch Traditional Sash Handle



Trickle Vent - 300mm



Curved Sash Lift



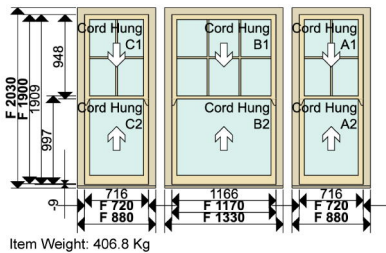
Quotation

All drawings are viewed from the outside
The opening sash symbol (or arrow head) points to the hinge position



ITEM 4 5 6 - First Floor Front Elevation Living

Qty: 1, Price excl. VAT: [REDACTED]



Supply & Deliver a complete new Conventional sash window bay in Engineered Redwood with Solid Sapele Hardwood cill

Moulding and Glazing Bar

Ovolo, 20 mm Glazing Bar

Sash Horn

Top: Type 1, Bottom: No horn

Double Glazing - Top

6.4mm Low E Clear Laminated - Argon Filled, White Warm Edge spacer - 6.4mm Clear Laminated

Double Glazing - Bottom

6.4mm Low E Clear Laminated - Argon Filled, White Warm Edge spacer - 6.4mm Clear Laminated

Paint / Finish

Internal: Remmers - RAL 9010 White, External: Remmers - RAL 9010 White, Cill: Remmers - RAL 9010 White

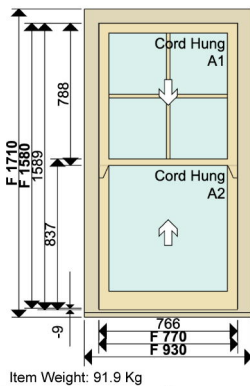
Ironmongery

12 x 2 inch Round Sash Pulley For Cord, 6 x 5 inch Traditional Sash Handle, 6 x Angel Ventlock - Face Fix - Pair, 6 x Curved Sash Lift, 4 x Heritage Fastener Locking in Satin Chrome and 3 x Trickle Vent - 430mm in White



ITEM 7 - First Floor Front Elevation Kitchen

Qty: 1, Price excl. VAT: [REDACTED]



Supply & Deliver a complete new Conventional sash window in Engineered Redwood with Solid Sapele Hardwood cill

Moulding and Glazing Bar

Ovolo, 20 mm Glazing Bar

Sash Horn

Top: Type 1, Bottom: No horn

Double Glazing - Top

6.4mm Low E Clear Laminated - Argon Filled, White Warm Edge spacer - 4mm Clear Float

Double Glazing - Bottom

6.4mm Low E Clear Laminated - Argon Filled, White Warm Edge spacer - 4mm Clear Float

Paint / Finish

Internal: Remmers - RAL 9010 White, External: Remmers - RAL 9010 White, Cill: Remmers - RAL 9010 White

Ironmongery

4 x 2 inch Round Sash Pulley For Cord, 2 x 5 inch Traditional Sash Handle, 2 x Angel Ventlock - Face Fix - Pair, 2 x Curved Sash Lift, 2 x Heritage Fastener Locking in Satin Chrome and 1 x Trickle Vent - 300mm in White



Unit 1, Oliver Business Park, Oliver Road, Park Royal, NW10 7JB

Tel: 0207 100 0900, Email: info@originalsash.co.uk, Web: www.originalsash.co.uk

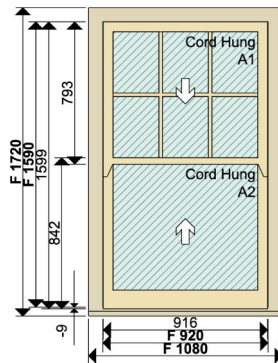
Quotation

All drawings are viewed from the outside
The opening sash symbol (or arrow head) points to the hinge position



ITEM 8 - First Floor Front Elevation Bathroom

Qty: 1, Price excl. VAT: [REDACTED]



Supply & Deliver a complete new Conventional sash window in Engineered Redwood with Solid Sapele Hardwood cill

Moulding and Glazing Bar

Ovolo, 20 mm Glazing Bar

Sash Horn

Top: Type 1, Bottom: No horn

Double Glazing - Top

6.4mm Low E Clear Laminate - Argon Filled, White Warm Edge spacer - 4mm
Obscure Float

Double Glazing - Bottom

6.4mm Low E Clear Laminate - Argon Filled, White Warm Edge spacer - 4mm
Obscure Float

Paint / Finish

Internal: Remmers - RAL 9010 White, External: Remmers - RAL 9010 White, Cill: Remmers - RAL 9010 White

Ironmongery

4 x 2 inch Round Sash Pulley For Cord, 2 x 5 inch Traditional Sash Handle, 2 x Angel Ventlock - Face Fix - Pair, 2 x Curved Sash Lift, 2 x Heritage Fastener Locking in Satin Chrome and 1 x Trickle Vent - 300mm in White

Item Weight: 108.3 Kg

Angel Ventlock - Face Fix - Pair



2 inch Round Sash Pulley For Cord



Heritage Fastener Locking



5 inch Traditional Sash Handle



Trickle Vent - 300mm



Curved Sash Lift



ITEM Fittina - Other Other Elevation INSTALLATION

Qty: 1, Price excl. VAT: [REDACTED]



Installation of All Items - First Fix

Detailed Work Summary

WE INCLUDE:

Removal and Disposal of existing units
Installation of the new at first fix level with Mechanical Fixings and Expanding Foam Only
Mastic External
50mm depth bulbnose

NOT INCLUDED:

Internal works of making good
Reveal Liners
Architraves

Quotation

All drawings are viewed from the outside
The opening sash symbol (or arrow head) points to the hinge position



ITEM IBG - Other Other Elevation Insurance Back Guarantee

Qty: 1, Price excl. VAT: [REDACTED]



Bespoke Guarantee Insurance

Detailed Work Summary
Bespoke Guarantee Insurance

Quotation

All drawings are viewed from the outside
The opening sash symbol (or arrow head) points to the hinge position



Terms and Conditions

WE WILL NOT BE LIABLE:

- For any scaffolding.
- For the paint quality on existing walls - no touching up.
- Decoration internal painting or external masonry paint on the cement pointing - decorator is required.
- Removal or reinstallation of window treatments: alarms, child guards, fans, louvres, shutters or blinds.
- Professional window cleaning.

PARKING:

- We do not include for any parking, given the numerous restrictions within London area.
- Any parking fees incurred during installation of your windows/doors would be charged to yourself and paid for at final payment stage.
- Alternatively, you may provide a residents' guest permit for our installation team to use, or allow parking on your driveway if you have one.

I/We confirm acceptance of the provided fabrication drawings, as outlined on enclosed drawing and confirm the following details have been checked:

- The correct number of windows/doors.
- Frame colour is correct.
- Furniture types and finishes are correct.
- Glass specifications and glazing details are correct.
- Opening arrangements and handing's are correct.
- Agreed sizes (where we have been unable to take dimensions) are correct. You may need to confirm with your builder.

Installation interface details where openings are not fully formed at time of survey are correct. You may need to confirm with your builder.

I/We confirm the above are as per our requirements. We also understand that any further changes required after signing this document may incur additional costs and impact on our ability to deliver to any agreed durations.

Signed: _____

Print Name: _____

Position in Company: _____ (if applicable)

Date: _____