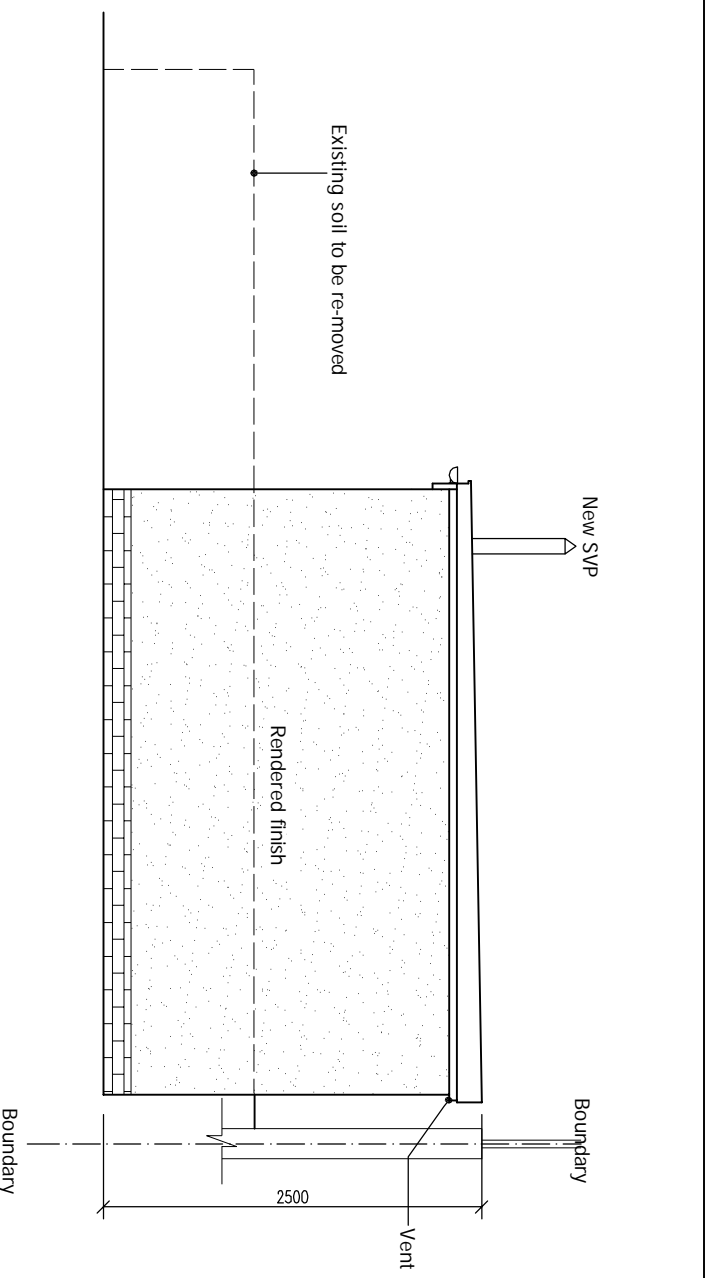


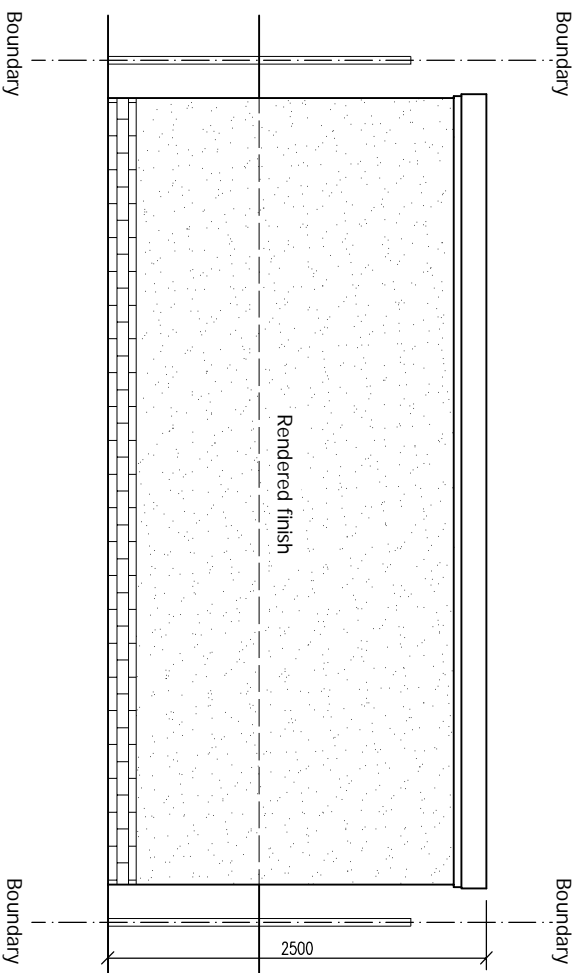
**PROPOSED FRONT ELEVATION**

scale 1:50



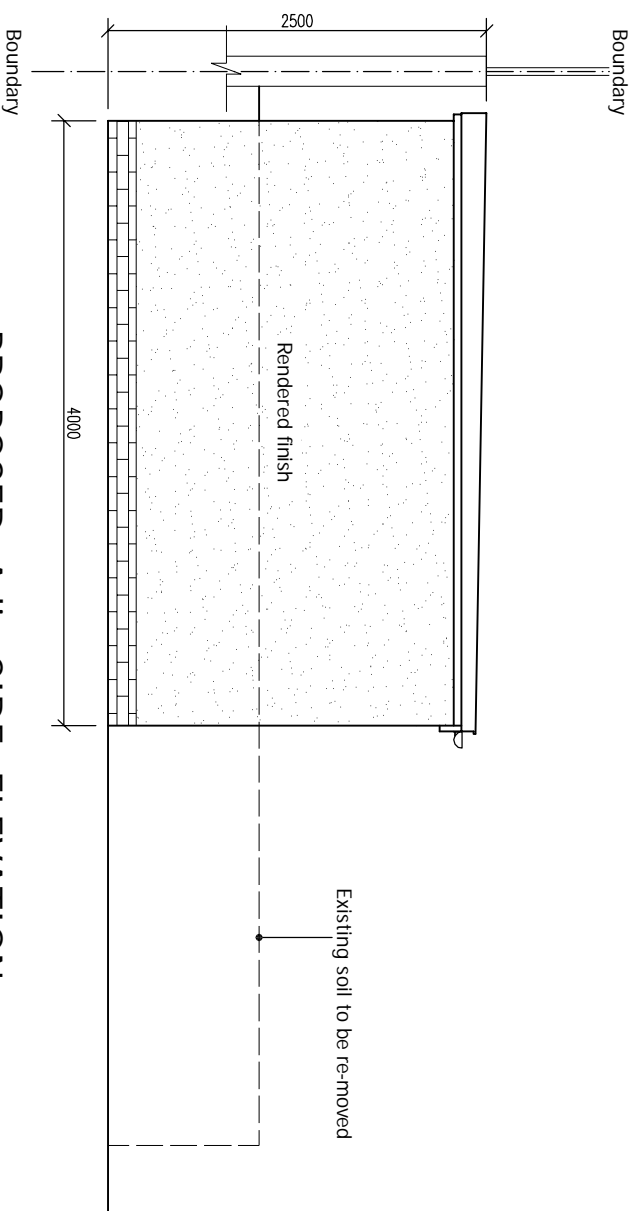
**PROPOSED SIDE ELEVATION**

scale 1:50



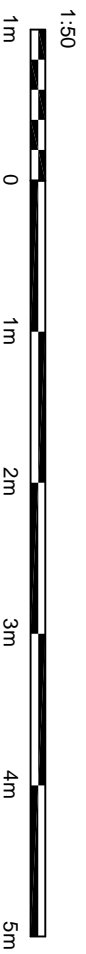
**PROPOSED REAR ELEVATION**

scale 1:50



**PROPOSED Adj. SIDE ELEVATION**

scale 1:50



© This drawing and the works shown are the copyright of DISCOUNT PLANS LTD and may not be reproduced except by written permission

DRAWING STATUS	CONSTRUCTION		
REV.	DATE	NAME	DESCRIPTION

Architectural Design Studio

**DPL**

4 ST ANNES, DORIC WAY,  
EUSTON, LONDON NW1 1LG  
+44 07838 135 957

**GENERAL NOTES:**

1. Any dimensions shown are indicative only and are subject to verification on site. The contractor to set out, check, and co-ordinate all dimensions on site during the course of the works and prior to setting out on site. This drawing to be read in conjunction with all other Architect's and Engineer's drawings. Structural Engineers' calculations and any specialist supplier drawings. Homeowner is responsible and should ensure that all working drawings and calculations are completed, approved by Building Control or Planning Departments & that they are the current revised drawings before any works start on site.
2. Inform the Building Control department that the works are about to commence on site after receiving an approved decision from planning / building control in writing for your proposed works.
3. Verify boundary lines & ground conditions including checking positions and new connections of all gas, water, electricity, drainage, and other services. Homeowner is responsible for the location and depth of all services. Owner is responsible for establishing own boundary lines on DPL are not responsible for checking land ownership even if drawings have been approved by the planning and building control departments. If uncertain a land search should be carried out by the homeowner/contractor.
4. DPL are not responsible for builders changing design methods from proposed works. The client is responsible for any changes to the design. DPL are not responsible for any structural engineering calculations for any additional structural design change on site from the start to end of building works requested by building control or any other third party's instruction during building works.
5. Owner is responsible for providing suitable access for the project including providing suitable access for any additional structural design change on site from the start to end of building works requested by building control or any other third party's instruction during building works.
6. Request a copy of the Party Wall Award where works affect party wall or involve excavations within 3 meters of adjoining buildings or building over a public sewer. (Clients responsibility)

7. Where works involve demolition to ensure that all elements of the building and adjoining structures are accounted for and that all necessary propping and temporary supports are in place. Do not scale off this drawing as the scaling may be off.

8. Works carried out under a building notice or prior to approval of drawings are at the contractor's/owner's risk. (All DPL drawings must be approved before works commence) and the contractor/owner is responsible for the likelihood of condemned works.

9. Any discrepancies, either between written and site dimensions or between this drawing and other consultant's or supplier drawings, should be brought to the immediate attention of DPL before executing the structural, drainage, mechanical and electrical works which is on site then this will need to be brought to DPL attention straight away before works commence and purchase of materials be made so an alternative design can be reached and approved by building control or the engineer before works commence.

10. All of DPL structural designs are subject to loading being in place. It is the contractor's responsibility to ensure that the existing foundation type and building control either a lift or piled foundation, this is not to be used for any additional work being undertaken on site.

11. All steelwork to be designed by an engineer. Methods on additional work being undertaken on site by building control inspector/builder for load bearing or non-load bearing status before purchase of steel/s. If non-load bearing then steel should not be ordered. No refund or claim can be given against DPL on the design/materials changed for these steel/s.

**ALL STRUCTURAL ELEMENTS (such as beams, lintels, joists, rafters, columns, walls, foundations and etc.) SHOWN ON DRAWINGS ARE ONLY INDICATIVE. THEY ARE SUBJECT TO FURTHER STRUCTURAL ENGINEER'S CONSIDERATION.**

**OTHER NOTES:**

- All new proposed roof and wall finishes on this drawing to match existing materials. All new proposed roof and wall finishes to be in accordance with the Building Regulations and the proposed drawings shown on this drawing which overlook other property's are designed to be non-opening and of obscure glazing. For a permitted development left design the designer designed on this drawing is set back from the street by 200mm, this note is a confirmation that it is designed this way. All works to be carried out in accordance with the latest applicable codes of practice and to comply with current building regulations.
- No inspection of the underground drainage was not possible on survey. Contractor should check drainage runs and ensure they are in good condition. All drainage connections are assumed & it is subject for checking by builder, Thomas water & building control, and it is the contractor's responsibility to ensure that all drainage connections are approved by building control.
12. All drawings connections is assumed & it is subject for checking by builder, Thomas water & building control, and it is the contractor's responsibility to ensure that all drainage connections are approved by building control.
- THIS DRAWING'S CONTENT INCLUDING NOTES IS BOUND TO SIGNATURE AND MUST BE VERIFIED BY CONTRACTOR. AGREED CONTRACT BETWEEN CLIENT & DISCOUNT PLANS LTD

<b>SITE ADDRESS</b>	
71 GOLDHURST TERRACE, KILBURN, LONDON, NW6 3HA	
<b>DRAWING TITLE</b>	
PROPOSED DRAWINGS - new outbuilding	
DRAWN AT	HEAD OFFICE
SCALE	as shown
DRAWING NO.	@ A3
DRAWN BY	09. JANUARY. 2023
REVISION	b
DPL. 03.	www.discountplansltd.com