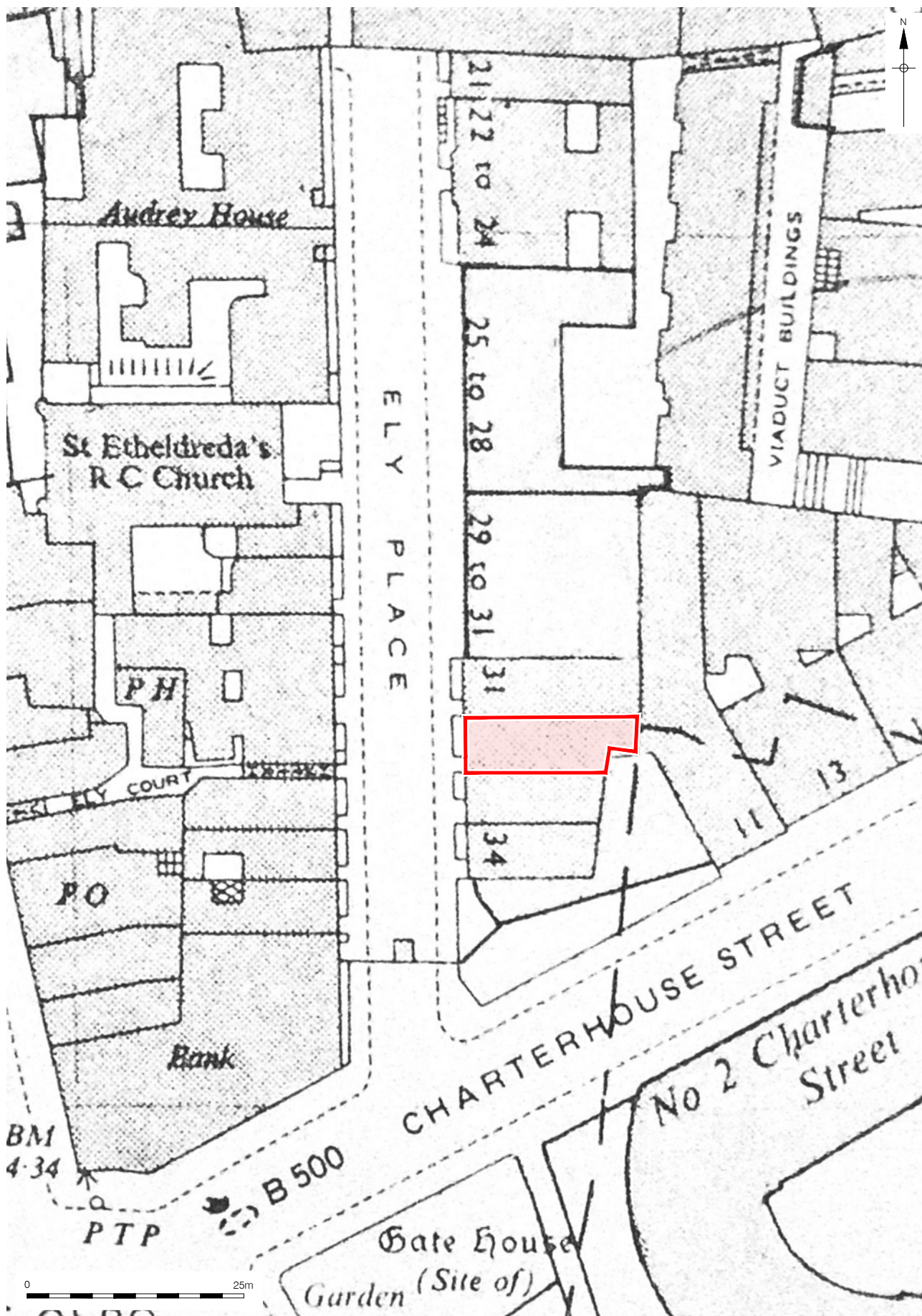


Figure 9  
Ordnance Survey, 1951  
1:625 at A4





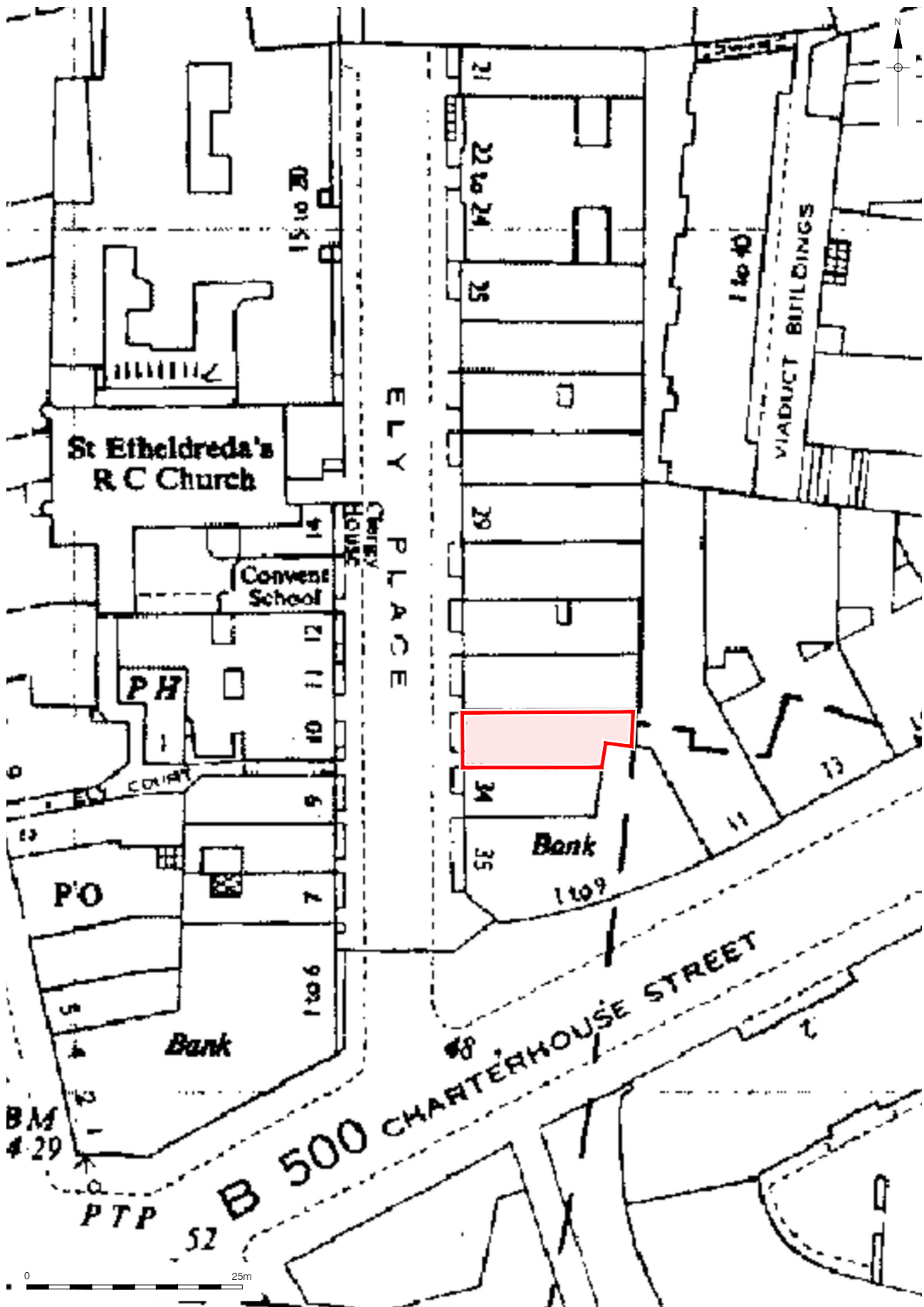
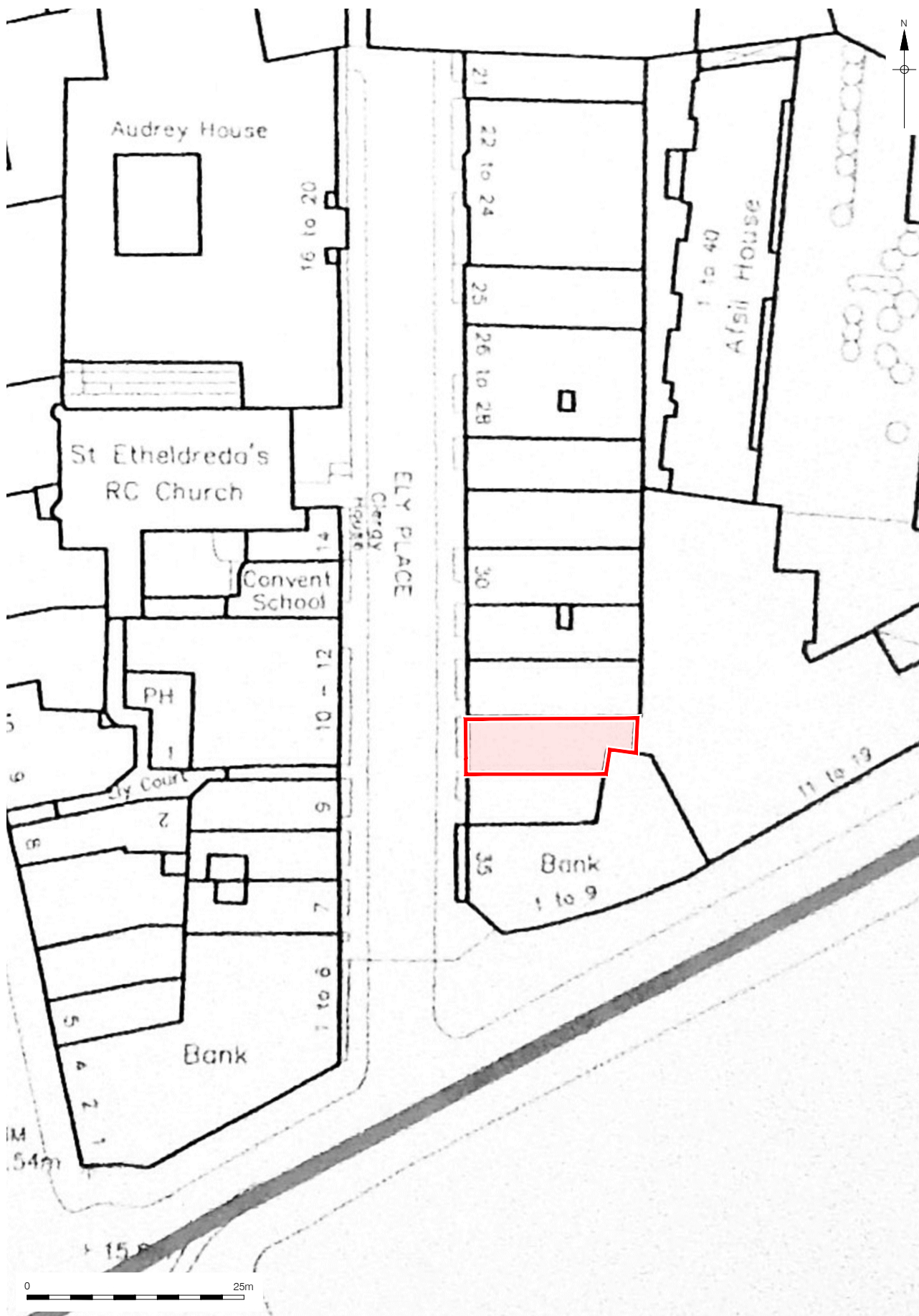
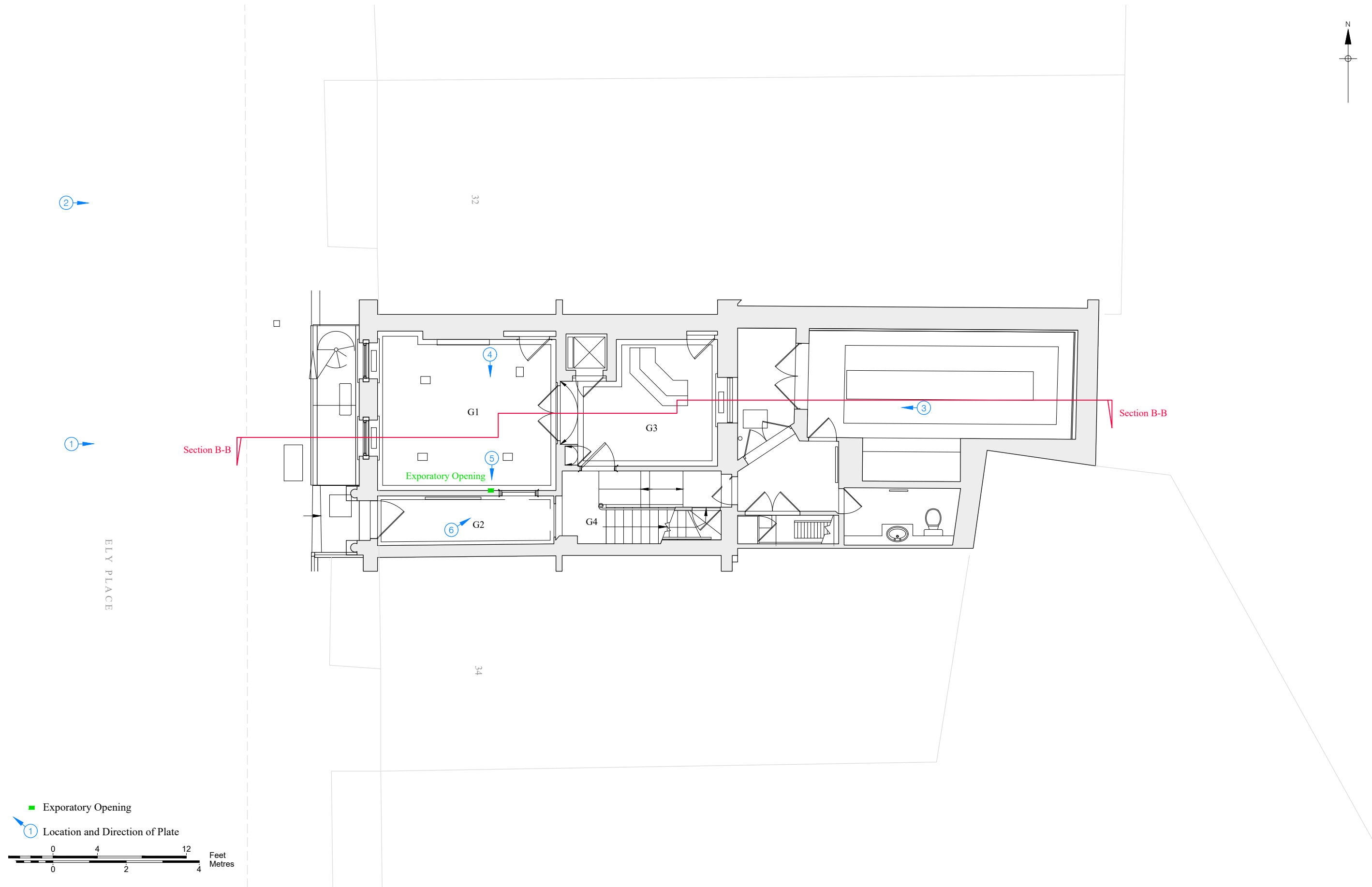


Figure 11  
Ordnance Survey, 1967-68  
1:625 at A4











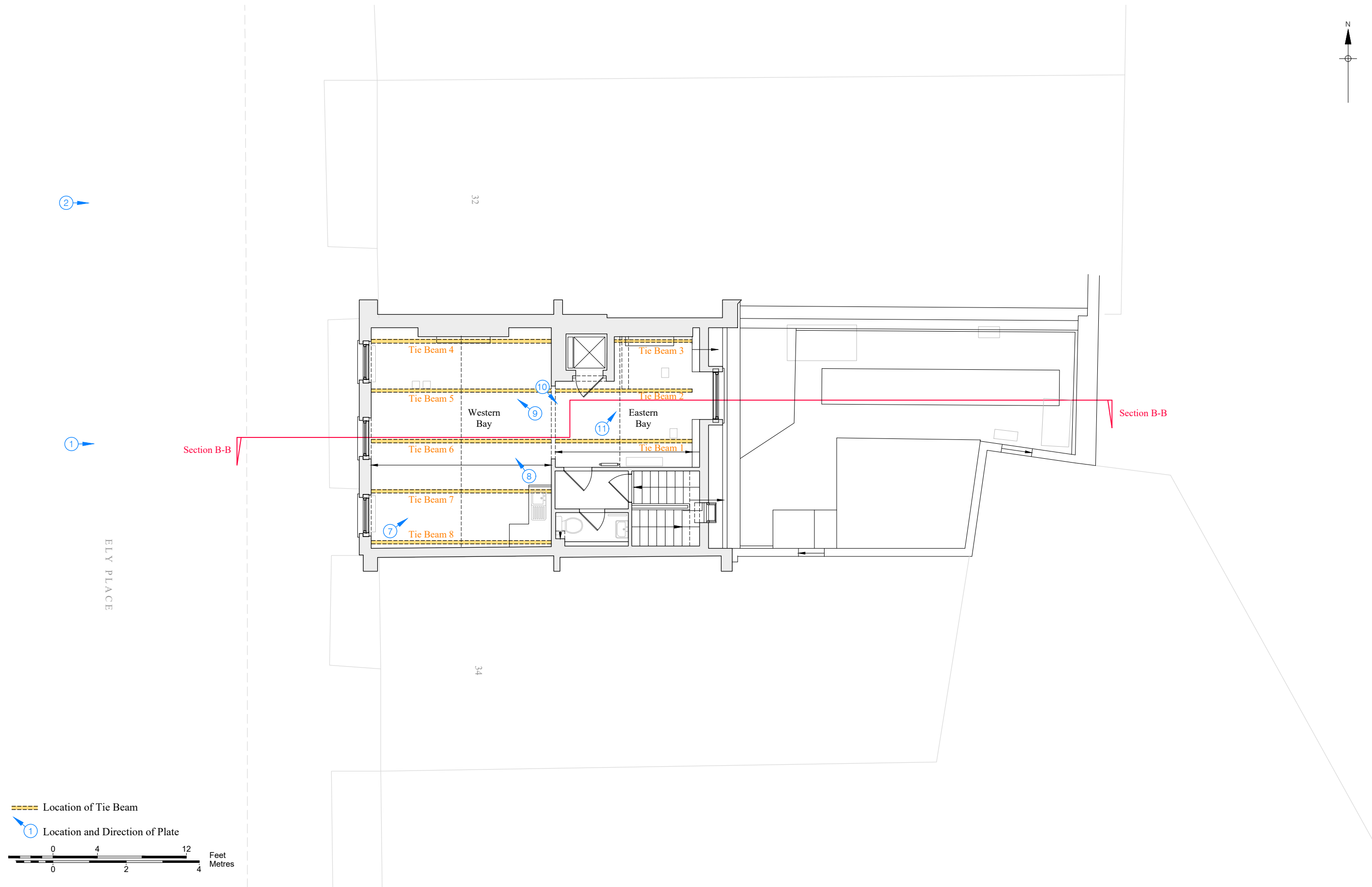








Plate 1 Nos 31-34 Ely Place. No. 33 Ely Place lying approximately central, looking east



Plate 2 Nos 29-33 Ely Place, showing the rebuilt nos 29 and 30 Ely Place, looking east





Plate 3 Rear elevation of No. 33 Ely Place, looking west





Plate 4 Ground Floor Office (G1) looking toward connecting door and exploratory opening



Plate 5 Detail of exploratory opening, showing lime plaster



Plate 6 Same connecting door from entrance hall (G2), looking east




Plate 7 Third floor, western bay, tie beams 4 to 7, looking north-east





Plate 8 Third floor, western bay, tie beams 4 to 6, looking north-west



Plate 9 Third floor, western bay, tie beams 4 and 5, looking north-west



Plate 10 Third floor, eastern bay, tie beam 1, looking south-east



Plate 11 Third floor, eastern bay, tie beams 2 and 3, looking north-east



# PCA

## **PCA CAMBRIDGE**

THE GRANARY, RECTORY FARM  
BREWERY ROAD, PAMPISFORD  
CAMBRIDGESHIRE CB22 3EN  
t: 01223 845 522  
e: [cambridge@pre-construct.com](mailto:cambridge@pre-construct.com)

## **PCA DURHAM**

THE ROPE WORKS, BROADWOOD VIEW  
CHESTER-LE-STREET  
DURHAM DH3 3AF  
t: 0191 377 1111  
e: [durham@pre-construct.com](mailto:durham@pre-construct.com)

## **PCA LONDON**

UNIT 54, BROCKLEY CROSS BUSINESS CENTRE  
96 ENDWELL ROAD, BROCKLEY  
LONDON SE4 2PD  
t: 020 7732 3925  
e: [london@pre-construct.com](mailto:london@pre-construct.com)

## **PCA NEWARK**

OFFICE 8, ROEWOOD COURTYARD  
WINKBURN, NEWARK  
NOTTINGHAMSHIRE NG22 8PG  
t: 01636 370 410  
e: [newark@pre-construct.com](mailto:newark@pre-construct.com)

## **PCA NORWICH**

QUARRY WORKS, DEREHAM ROAD  
HONINGHAM  
NORWICH NR9 5AP  
T: 01603 863 108  
e: [norwich@pre-construct.com](mailto:norwich@pre-construct.com)

## **PCA WARWICK**

UNIT 9, THE MILL, MILL LANE  
LITTLE SHREWLEY, WARWICK  
WARWICKSHIRE CV35 7HN  
t: 01926 485 490  
e: [warwick@pre-construct.com](mailto:warwick@pre-construct.com)

## **PCA WINCHESTER**

5 RED DEER COURT, ELM ROAD  
WINCHESTER  
HAMPSHIRE SO22 5LX  
t: 01962 849 549  
e: [winchester@pre-construct.com](mailto:winchester@pre-construct.com)

