



View of 20 Gloucester Terrace
Unusual in so much as it appears on plan, to be the start of the crescent - with a particularly 'cake slice' planform.







The rooms remain rectilinear in form, but the curvature of the crescent appears to be formed wholly in the shape of the stairwell.

The historic window that will be retained intact. Picture taken from the entrance hallway.





The existing small shower room accessed from the stair leading down to the Lower Ground floor level, including two internal views.



The rear elevation with the four storey rear addition to the adjoining property to the North.

20 Gloucester Crescent

Photographic Reference.

June 2021