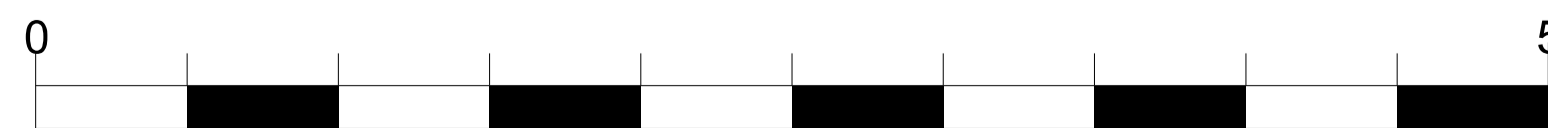
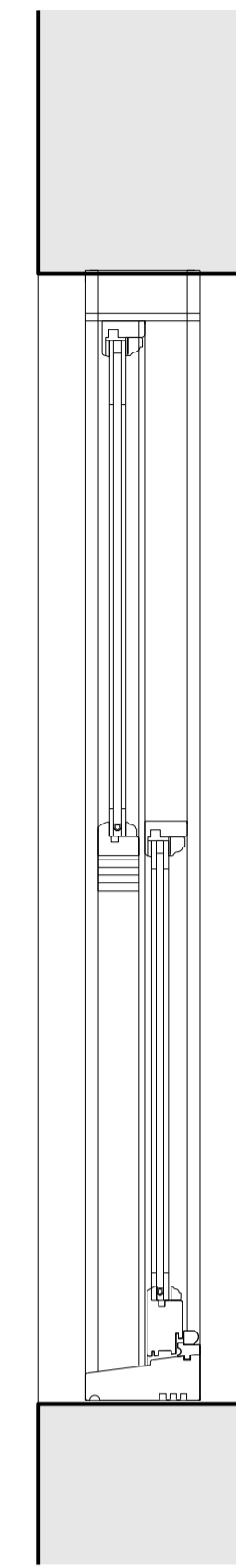




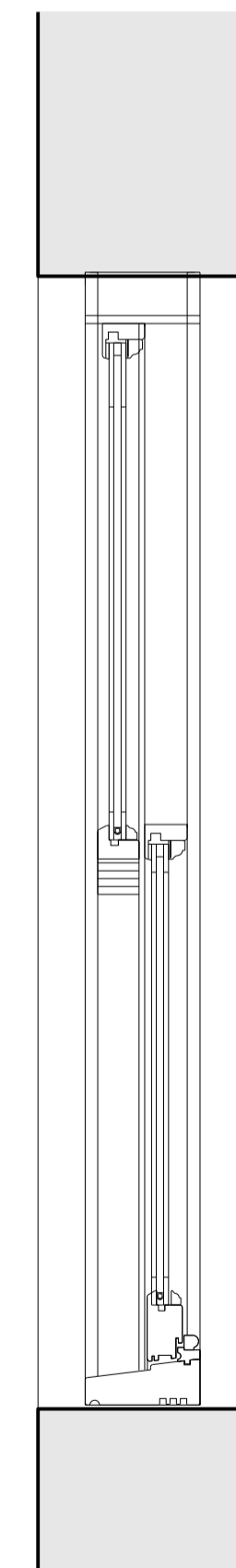
01 Proposed Front Elevation
1:25 @ A1



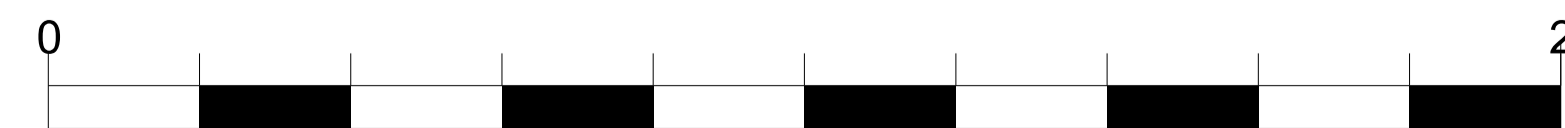
Timber Window Frame to be painted to match Farrow and Ball Studio Green



02 Existing Window Section
1:10 @ A1



03 Proposed Window Section
1:10 @ A1

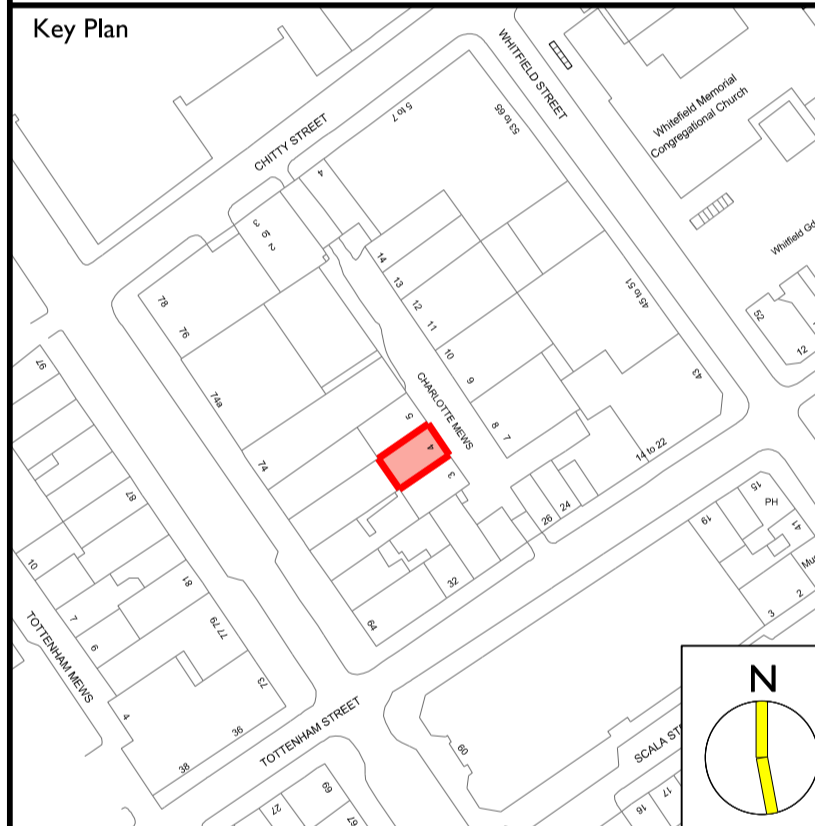


General Notes

1. Dimensions are in millimeters unless stated otherwise.
2. Levels are in metres relative to project SOP with AOD equivalent level given for reference.
3. Dimensions govern.
4. All dimensions to be verified on site before proceeding.
5. All discrepancies to be notified in writing to Doodle Architecture
6. To be read in conjunction with all relevant engineers and specialists' drawings and specifications.

Rev.	Date	Reason For Issue	Chk
A	12/12/22	Planning Issue	GW

FOR INFORMATION



DOODLE ARCHITECTURE

t 07900 133138
e contact@doodlearchitecture.com

Client
Huntsworth Property



Project
**4 Charlotte Mews
London
W1T 4EA**

Title
Proposed Windows

Scale @ A1
VARIES

Scale @ A3
VARIES

Number
035-A-21-03

Revision
A