



FOLDING SLIDING DOORS - CLOSED TO OPEN

SIGNAGE TEXT TO BE BACKLIT
DEPTH OF SIGNAGE TEXT TO BE APPROXIMATELY 25MM TO 50MM

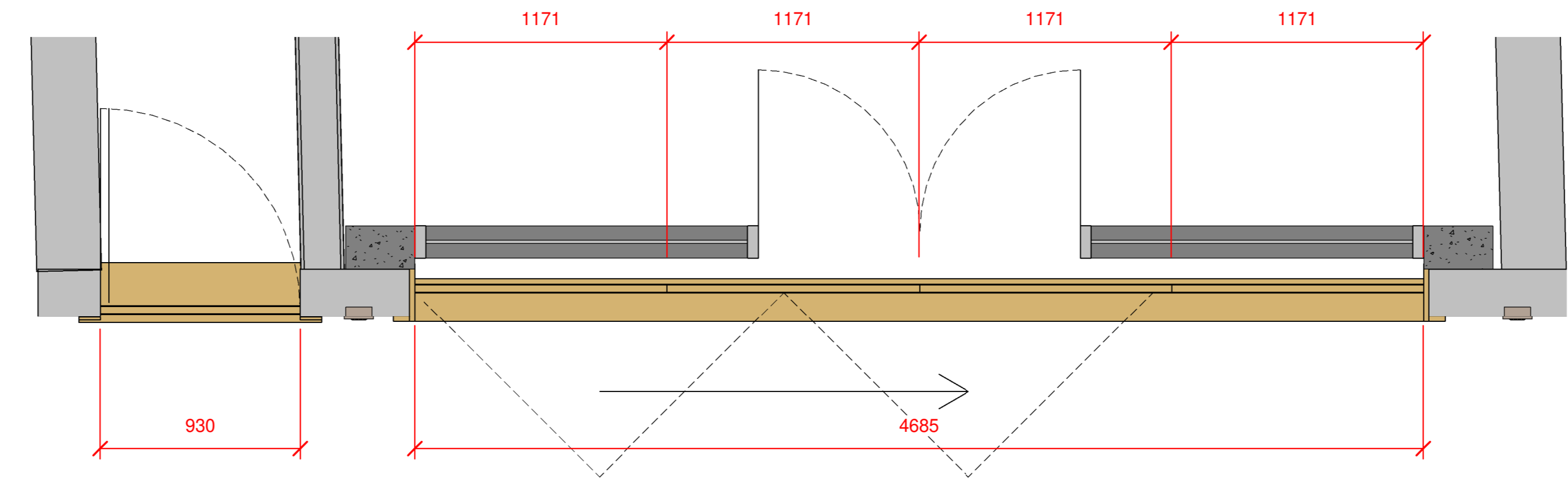



2 FRONT ELEVATION 1-20
1 : 20

OPENING HOURS FOR THE DENTAL PRACTICE ARE AS FOLLOWS

Monday to Friday - 8am to 8 pm
Saturday - 9 am to 6 pm
Sunday - 11 am to 5 pm

FOLDING SLIDING DOORS TO BE SCANDINAVIAN HARDWOOD



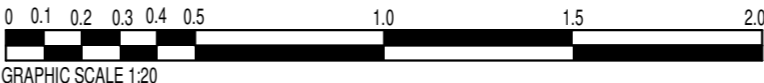
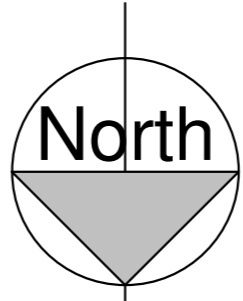
1 GROUND FLOOR 1-20
1 : 20

REVISION NOTES			
NO.	DESCRIPTION	DATE	NAME

 **Sketchfab**
EXISTING INTERACTIVE 3D MODEL AT THE BELOW LINK.
<https://skfb.ly/oxzHY>

 **YouTube**
PROPOSED WALK THROUGH VIDEO AT THE BELOW LINK.
<https://youtu.be/220XZ5EpVH4>

 **Sketchfab**
PROPOSED INTERACTIVE 3D MODEL AT THE BELOW LINK.
<https://skfb.ly/oALUw>



A	T	D
L	O	N
D	O	N

Atkinson & Co. Ltd
10 West Hampstead Mews
London N1 8RS
Tel: 020 7353 1134
http://www.atkinson.co.uk

PLANNING

© ATD London Ltd

No part of this drawing may be reproduced without written consent.
All construction must comply with and be responsible for using and checking all dimensions relating to this work.

PROJECT 10 WEST HAMPSTEAD MEWS		
DRAWING TITLE PROPOSED SINGAGE & DOORS		
DATE / DRAWN BY 05-12-22 JAY KENNY	SCALE 1 : 20 @A0	
PROJECTING 0000122	DRAWING NUMBER 00006	REV