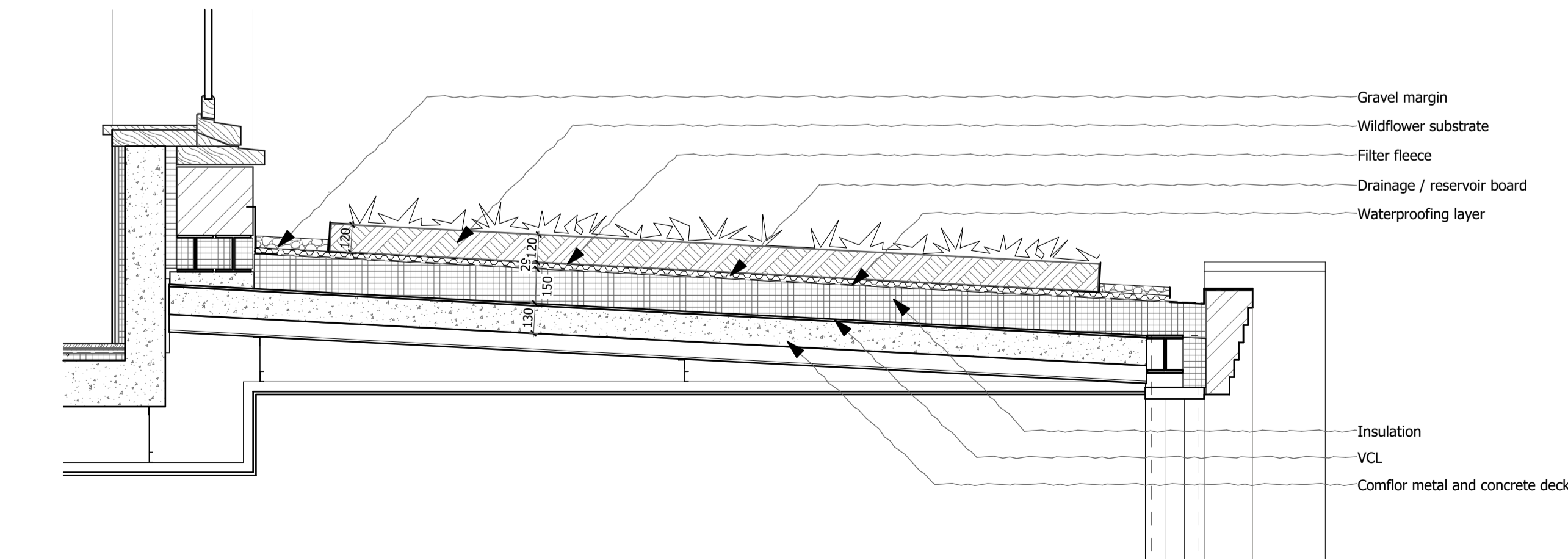
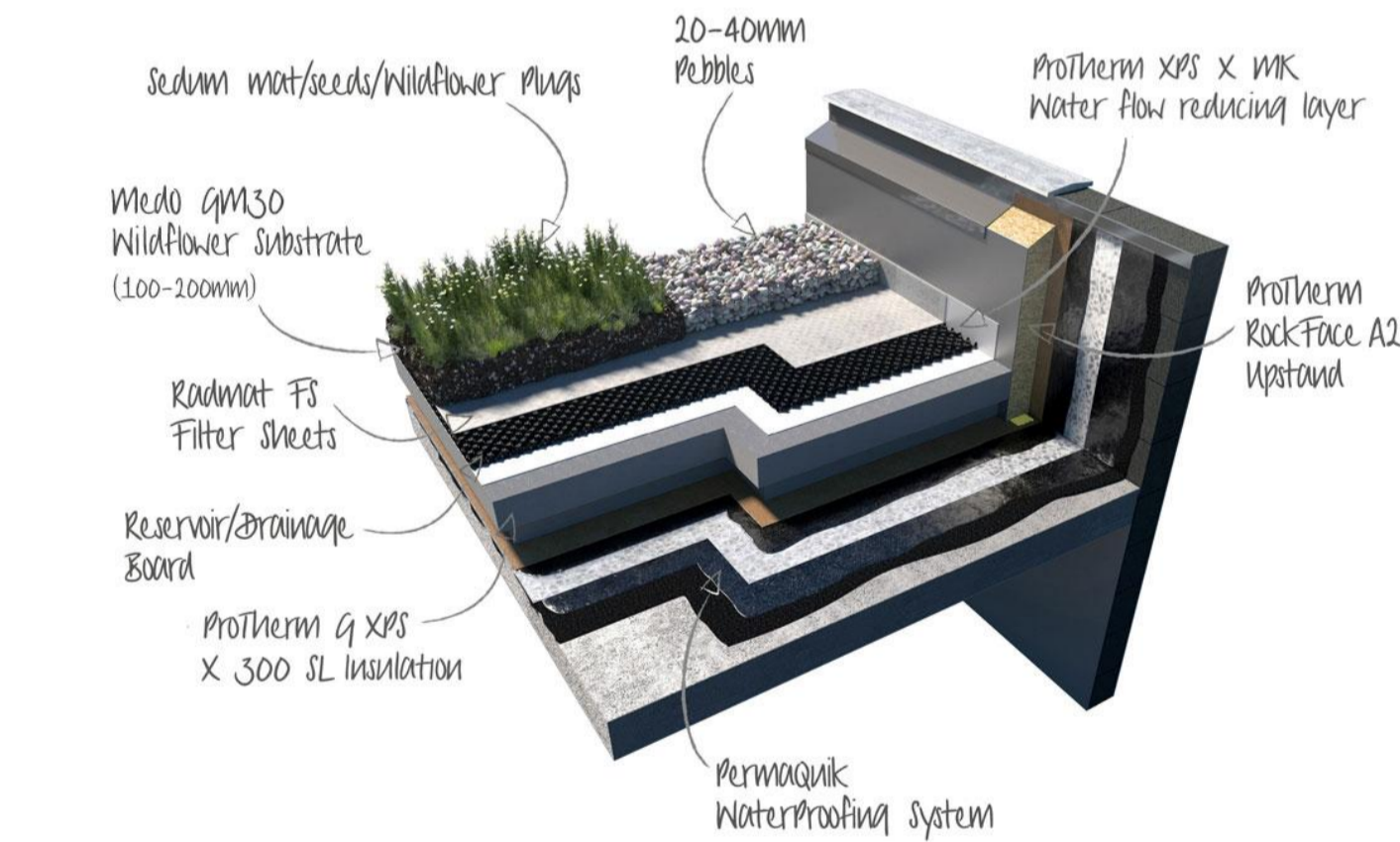
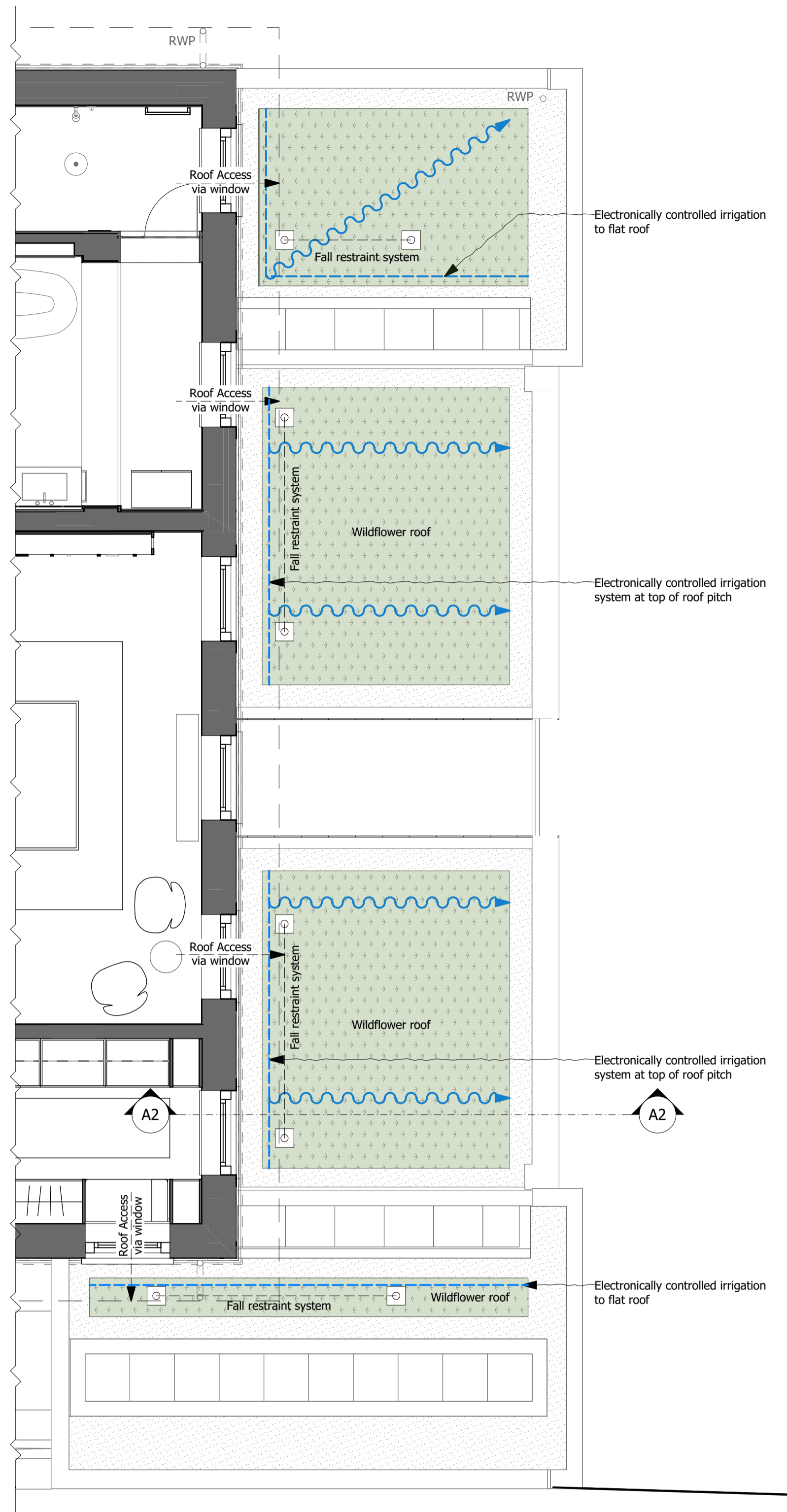


1 Radmat 'Med-O' Wildflower Roof System



3 Wildflower Roof Section A2



2 Wildflower Roof Plan

Common name	Mix %	Colour	Annually
Agrimony	2	Yellow	July - September
Bulbous Buttercup	3	Yellow	May - June
Burnet Saxifrage	3	White	June - August
Common Knapweed	3	Purple	May - October
Cowslip	5	Yellow	March - May
Crested Dog's Tail	5	Purple	June - August
Crested Hair Grass	2	Green	May - June
Field Scabious	5	Mauve	July - August
Hoary Plantain	5	Pink	June - July
Kidney Vetch	4	Yellow	June - September
Meadow Oat Grass	3	Green	n/a
Oxeye Daisy	1	White	June - August
Quaking grass	4	Purple	May - July
Rough Hawkbit	5	Yellow	June - September
Salad Burnet	4	Red	May - August
Selfheal	3	Purple	June - August
Sheeps Fescue	5	Green	May - June
Slender Creeping Red fescue	5	Green	May - June
Small Scabious	4	Purple	July - September
Smaller Cat's Tail	4	Red	June - August
Wild Basil	1	Mauve	July - August
Wild Carrot	2	White	June - August
Wild Majoram	5	Purple	July - September
Wild Mignonette	3	Yellow	June - September
Yarrow	4	White	June - September
Yellow Oat Grass	7	Yellow	June - July
Yellow Rattle	3	Yellow	June - July

4 Proposed Plant Mix

Maintenance Proposals

Inspections:

- Minimum 4 inspections per year (3 of which to occur between March-September) to cover:
 - Minor weeding; removal of pioneer species such as dandelions or thistles,
 - Trimming excess growth or dying vegetation to ensure plant health suitable to each species in the mix,
 - Inspection of drainage channels to prevent/remove any blockages,
 - Checking / testing irrigation system function.

Watering:

- Water thoroughly immediately after planting and twice a week for 9 weeks after planting. Thereafter irrigation is to deliver adequate water across the roof.

Biodiversity:

- Avoid using chemical pesticides and fertilisers.
- Plants that show signs of insect presence are to be left, unless they become unsightly from the distance at which the green roof will be viewed by the property residents or neighbouring properties. Some insect damage may be visible close-up on a maintenance inspection but will be invisible from a short distance away.

DO NOT SCALE FROM THIS DRAWING

Figured dimensions only are to be taken from this drawing. All dimensions are to be checked on site before any work is put in hand.
If in doubt, ask.

All SHH drawings to be read in conjunction with relevant SHH Finishes, Sanitaryware, Lighting & Ironmongery schedules.

Any discrepancies to be highlighted to SHH prior to procurement and in good time.

Copyright © Spence Harris Hogan Limited 2022
Registered in England & Wales. Registered No. 261 0615
SHH is the trading name of Spence Harris Hogan Limited

Legends & Notes:

* Any information shown in red forms fit out scope of works to be issued in due course and is NOT part of shell and core package.

Planning Application Ref:
2021/6257/P

Condition 6:

Prior to commencement of development, full details in respect of the living roof in the area indicated on the approved roof plan shall be submitted to and approved by the local planning authority. The details shall include:

- a detailed scheme of maintenance,
- sections at a scale of 1:20 with manufacturers details demonstrating the construction and materials used showing a variation of substrate depth with peaks and troughs, and
- full details of planting species and density

The living roofs shall be fully provided in accordance with the approved details prior to first occupation and thereafter retained and maintained in accordance with the approved scheme.

Rev	Date	Description	Auth
PL01	01/12/2022	Issued for Information	RJ



Project:
14 Greenaway Gardens
14 Greenaway Gardens
Hampstead

Client:

PRIVATE

Drawing Title:
ARCHITECTURAL DETAILS

Wildflower Roof Details

(Project number)DWG number_Revision:

(0942)5206_PL01