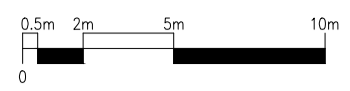




ALL DIMENSIONS MUST BE CHECKED ON SITE  
INFORM THE ARCHITECT OF ANY DISCREPANCIES PRIOR TO CONSTRUCTION



**GENERAL NOTES**  
THIS DRAWING IS THE PROPERTY OF PAUL CAHILLANE STUDIO (PCS), RESERVED BY THEM AND THE DRAWING IS ISSUED ON THE CONDITION THAT IT IS NOT COPIED, REPRODUCED, RETAINED OR DISCLOSED TO ANY UNAUTHORIZED PERSON, EITHER WHOLLY OR IN PART WITHOUT THE CONSENT IN WRITING OF PCS.

DO NOT SCALE THIS DRAWING. FIGURED DIMENSIONS ONLY ARE TO BE USED IN PREFERENCE TO SMALL SCALE DRAWINGS. ALL DIMENSIONS ARE TO BE CHECKED ON SITE BEFORE ANY WORK PROCEEDS. ANY ERRORS OR OMISSIONS ARE TO BE REPORTED TO THE DESIGNER. IF IN DOUBT ASK.



THIS DRAWING IS TO BE READ IN CONJUNCTION WITH ALL THE RELEVANT CONSULTANTS AND/OR SPECIALISTS DRAWINGS OR DOCUMENTS AND ANY DISCREPANCIES OR VARIATIONS ARE TO BE NOTIFIED TO THE DESIGNER BEFORE THE AFFECTED WORK COMMENCES.

THE CONTRACTOR IS TO PROVIDE FULL SIZED SETTING OUT DRAWINGS BASED ON INFORMATION CONTAINED IN THIS DRAWING FOR THE DESIGNER'S APPROVAL PRIOR TO COMMENCING MANUFACTURE.

ALL DESIGN RELATED TO PERFORMANCE (ACOUSTIC, FIRE, ETC) IS INDICATIVE ONLY AND IS TO BE DEVELOPED BY OTHERS AT THE SHOP DRAWING STAGE FOR REVIEW AND COMMENT BY PCS.

ALL LAST FIX MEP ITEMS ARE TO BE COORDINATED BY JOINERY SUBCONTRACTOR. PCS TO APPROVE DESIGN AND FINISH OF SPECIFICATION.

ACCESS PROVISION TO M+E SERVICES TO BE COORDINATED BY JOINERY SUB CONTRACTOR.

-  EXISTING DWELLING
-  PROPOSED EXTENSION

P02 29.11.22	REAR EXTENSION REVISED	MZ	PC	
P01 12.08.22	PLANNING APPLICATION	PC	PC	
REV	DATE	DESCRIPTION	DRN	CHK



T +44 (0) 779 2829469  
E [info@paulcahillanestudio.com](mailto:info@paulcahillanestudio.com)  
W [www.paulcahillanestudio.com](http://www.paulcahillanestudio.com)

PROJECT  
**29 STRATFORD VILLAS**  
LB CAMDEN  
LONDON  
NW1 9SE

DRAWING TITLE  
**PROPOSED BLOCK PLAN**

SCALE 1:250@A1 DATE 05/05/2022 DRAWN PC AT SHEET

STATUS  
**PLANNING**

ORG	PROJECT NO	DRAWING TYPE	NUMBER	REV
PCS	2206	02GA	102	P02