




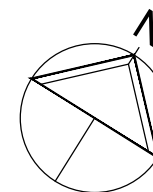
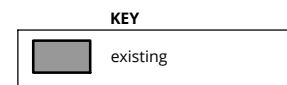
WOLFF ARCHITECTS

London 16 Lambton Place Notting Hill
London W11 2SH
T +44 (0)20 7229 3125

Oxford Chandos Yard 83 Bicester Road
Long Crendon HP18 9EE
T +44 (0)1844 203310

W www.wolffarchitects.co.uk
E info@wolffarchitects.co.uk

This drawing is protected under Copyright and at no time should any portion be reproduced or copied without the permission of the Architect (Design Copyright Act 1968). It must not be used for purposes other than that for which it is provided. It is supplied without liability for any errors or omissions. All dimensions to be checked on site.



REV
A

Original gate pier uncovered behind foliage. it is proposed to retain this gate pier with new vehicular entrance gates.

A	Existing gate pier shown on elevation.	02.11.22
0	First issue.	28.03.22
Rev.	Description	Date

Project Title
42 Elsworth Road
London NW3 3DL

Drawing Title
Existing Street View
South East Elevation

Status
PLANNING

Drawn by	Checked by	Scale
AW	NP	1:100 @ A3

Project No.	Work Stage	Dwg. No.	Rev.
2164	PL	021	A

EXISTING STREET VIEW FRONT (SOUTH EAST) ELEVATION