

GROUND FLOOR






STANDARD NOTES:













- ELECTRICIAN TO ALLOW FOR POWER TO ALL STANDARD / TABLE LAMPS
- CHECK BAR DRAWINGS TO ENSURE ALL NEW LIGHTING POINTS ON BACKFITTING ARE PICKED UP
- CAP OFF ANY EXISTING UN-USED ELECTRICAL POINTS.
- ELECTRICIAN TO ALLOW FOR POWER TO ALL BOTTLE COOLERS, COFFEE MACHINE AND ALL NEW MACHINE / ATM POSITIONS AS REQ'D.
- ALL NEW WIRING FOR INTERNAL AND EXTERNAL AREAS TO BE CONCEALED WITHIN COPPER CONDUIT. NO SURFACE MOUNTED TRUNKING ALLOWED- EXCEPT WITH THE EXPRESS PERMISSION OF THE DESIGNER- NEW VISIBLE CONDUIT TO BE COPPER CONDUIT. WITH ELBOW JOINTS WHERE REQUIRED
- ALL EXISTING DOWN LIGHTING TO BE RETAINED AND RE-LAMPED IF REQUIRED EXTERNAL WORKS.
- ALL EXTERNAL LIGHTING TO RECEIVE LED LIGHT UPGRADE
- ALL EXISTING EXTERNAL LIGHTING TO BE MADE GOOD
- M&E CONTRACTOR TO REVIEW SIGNAGE SCHEME AND ALLOW FOR POWER TO RELEVANT POSITIONS

UTILISE EXISTING SOCKET LOCATIONS x 10 FITTINGS REQUIRED

DOUBLE POWER SOCKET TO HAVE AN A AND C USB - NICKEL FINISH

LIGHTING SPECIFICATION

 <p>01 LIGHTIQUE SURFACE MOUNTED ANTIQUE COPPER SPOT LIGHT TOTAL: 24 GU10 LAMP TOTAL: 24</p>	 <p>05 LIGHTIQUE ONIKA 5 LIGHT PENDANT ANTIQUE BRASS MATT BLACK TOTAL: 4 AMBIFLEX CANDLE - TBC TOTAL: 20</p>	 <p>09 LIGHTIQUE REF: 232/FL/038 - QUANTITY: 2No TOTAL NEW INDUSTRIAL FLOOR LAMP TOTAL: 2 AMBIFLEX CANDLE - ES TOTAL: 6</p>	 <p>13 LIGHTIQUE ANTIQUE COPPER BULKHEAD TOTAL: 22 ELG BUJOX LAMP - ES TOTAL: 22</p>	 <p>17 LIGHTIQUE BRINLEY 3 LIGHT FLUSH MOUNT CEILING LIGHT TOTAL: 2 AMBIFLEX ST64 - ES TOTAL: 6</p>
--------------------------------------------------------------------------------------------------------------------------------------------------------------------------------------------------------	------------------------------------------------------------------------------------------------------------------------------------------------------------------------------------------------------------------------	-----------------------------------------------------------------------------------------------------------------------------------------------------------------------------------------------------------------------------------------------	--------------------------------------------------------------------------------------------------------------------------------------------------------------------------------------------------	-----------------------------------------------------------------------------------------------------------------------------------------------------------------------------------------------------------------

 <p>02 LIGHTIQUE FULTON WALL LIGHT TOTAL: 3 AMBIFLEX T45 - ES TOTAL: 6</p>	 <p>06 LIGHTIQUE GABRIEL 8 LIGHT PENDANT SATIN BLACK ANTIQUE GOLD FLEX CABLE: 1m TOTAL: 3 AMBIFLEX G125 - ES TOTAL: 24</p>	 <p>10 LIGHTIQUE FLUTTED GLASS WALL LIGHT TOTAL: 3 AMBIFLEX CANDLE - ES TOTAL: 3</p>	 <p>14 LIGHTIQUE LARGE CEILING MOUNTED FANS APPROXIMATE 1200MM DIAMETER TOTAL: 3</p>
 <p>03 LIGHTIQUE NEW OFFSET DOUBLE WALL LIGHT ENSURE FITTING DOES NOT PROTRUDE OUTWARDS WITH SMOKE GLASS SHADE TOTAL: 4 AMBIFLEX T45 - ES TOTAL: 8</p>	 <p>07 LIGHTIQUE DAR DEMARIUS SMOKE FLUTED GLASS PENDANT 2m FLEX REQUIRED TOTAL: 12 AMBIFLEX ST64 - ES TOTAL: 12</p>	 <p>11 LIGHTIQUE DANSON GLASS WALL LIGHT GOLDEN LAMP SHADE REF-BROXLE TOTAL: 2 AMBIFLEX T45 - ES TOTAL: 2</p>	 <p>15 LIGHTIQUE SMALL TRADITIONAL BLACK PICTURE LIGHT TOTAL: 1 AMBIFLEX CANDLE - ES TOTAL: 1</p>
 <p>04 LIGHTIQUE REF: QZ/NEWHARBOR/AP ALLOW FOR 2M FLEX & CHAIN TOTAL: 3 AMBIFLEX ST64 - ES TOTAL: 12</p>	 <p>08 LIGHTIQUE BOX WALL LIGHT WITH REEDED GLASS- FINISH : BLACK TOTAL: 3 AMBIFLEX T45 - ES TOTAL: 6</p>	 <p>12 LIGHTIQUE RYOTA 3 LIGHT BAR PENDANT SATIN BLACK ANTIQUE GOLD TOTAL: 3 AMBIFLEX ST64 - ES TOTAL: 3</p>	 <p>16 LIGHTIQUE MUG SHAPED WALL LIGHT RIBBED GLASS BLACK SCONCE WITH ARCHED ARM TOTAL: 7 AMBIFLEX CANDLE - ES TOTAL: 2</p>

BASEMENT FLOOR

