

1 SCALE 1:25 @ A1  
EXTENSION - DETAILED CROSS SECTION

**DO NOT SCALE FROM THIS DRAWING**  
Figured dimensions only are to be taken from this drawing. All dimensions are to be checked on site before any work is put in hand. If in doubt, ask.




Copyright © Spence Harris Hogan Limited 2017  
Registered in England & Wales. Registered No. 261 0615  
SHH is the trading name of Spence Harris Hogan Limited

PL01	17.09.2021	Section 73 - Amendments	cv
Rev	Date	Descriptor	Athr.

Legends & Notes:

2 SCALE 1:10 @ A1  
EXTENSION - SECTION DETAIL - HEAD & SILL DETAIL

3 SCALE 1:10 @ A1  
EXTENSION - SECTION DETAIL - CORTEN 'BLADES'

 Architecture & Interior Design	1 Vencourt Place, Ravenscourt Park, Hammersmith, London W6 9NU Phone +44 (0) 20 8600 4171 Email info@shh.co.uk shh.co.uk	 Chartered Practice		Project:	Drawing Title:
				<b>Winter House</b> 81 Swain's Lane N6 6PJ	400 Details <b>Detailed Sections</b>
Client:				(Project number)DWG number_Revision	
Plum Projects Ltd				<b>(828)401_PL01</b>	