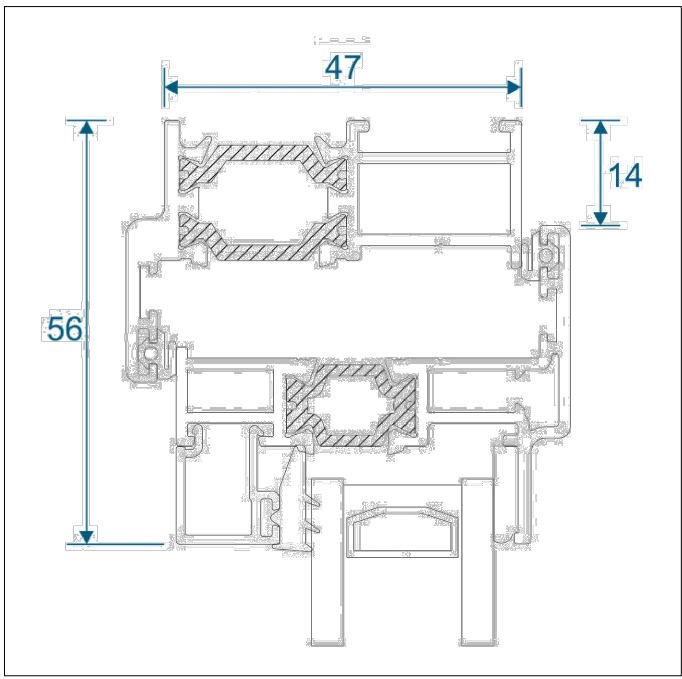


PROPOSED WINDOW/FRENCH DOOR - SCALE 1:20  
MANUFACTURED BY DURATION WINDOWS  
WINDOW STYLE IS INDICATIVE ONLY. TO BE  
CONFIRMED BY WINDOW MANUFACTURER

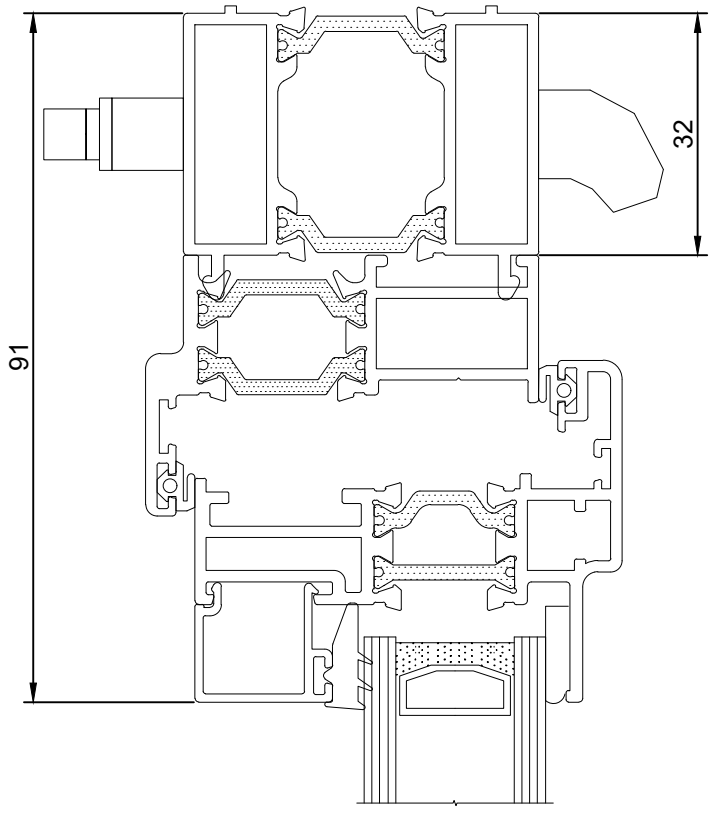
No Extension & Coupler



Section F-F Opener

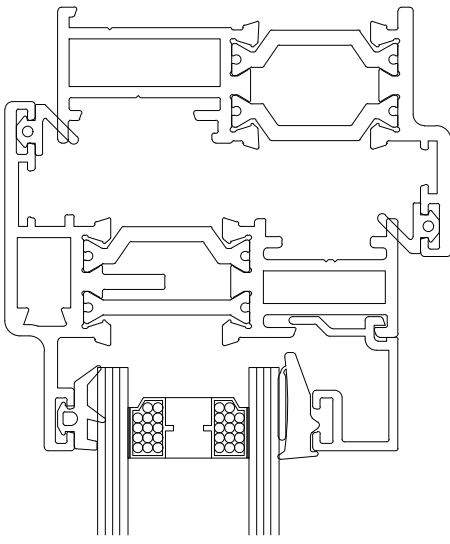
Extension & Coupler

Please Note : Trickle Vents For Illustrative Purposes Only

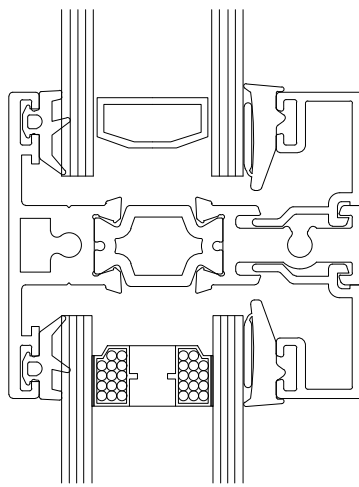


Section F-F Opener

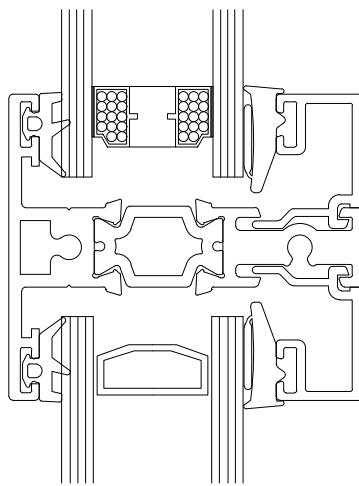
REFER TO SECTION F-F IF  
EXTENSION COUPLER  
DETAIL REQUIRED



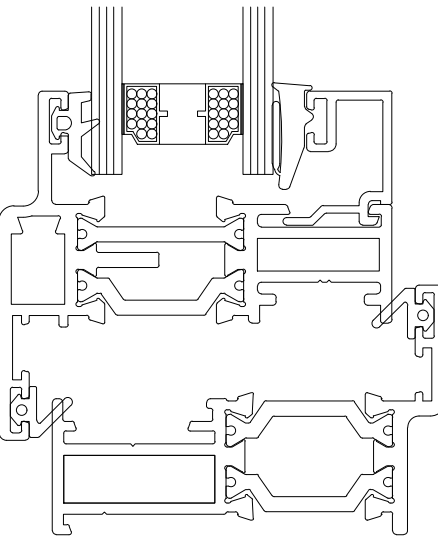
Section 32



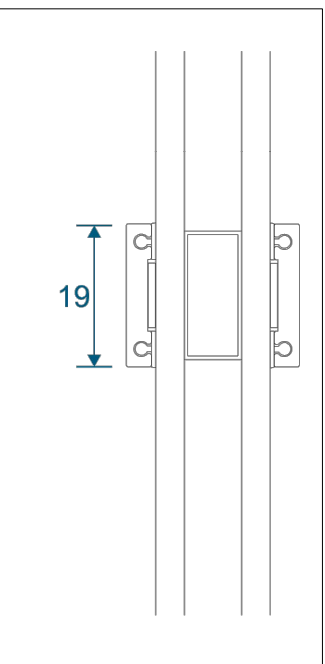
Section 33



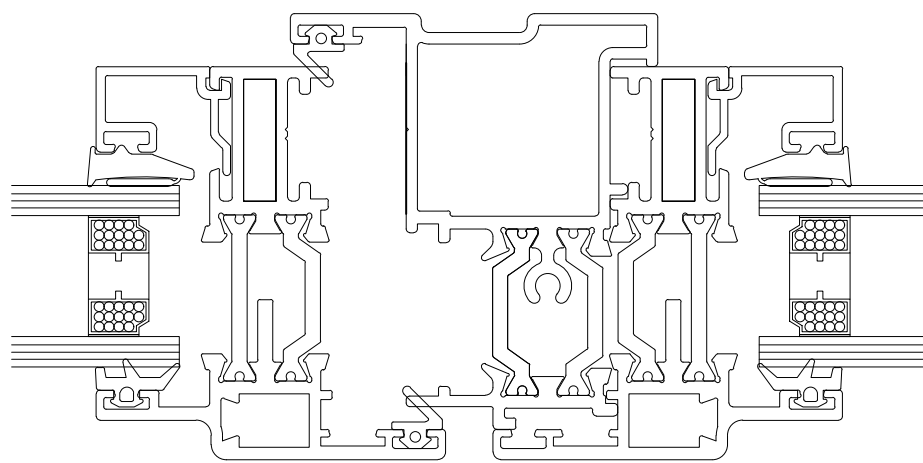
Section 34



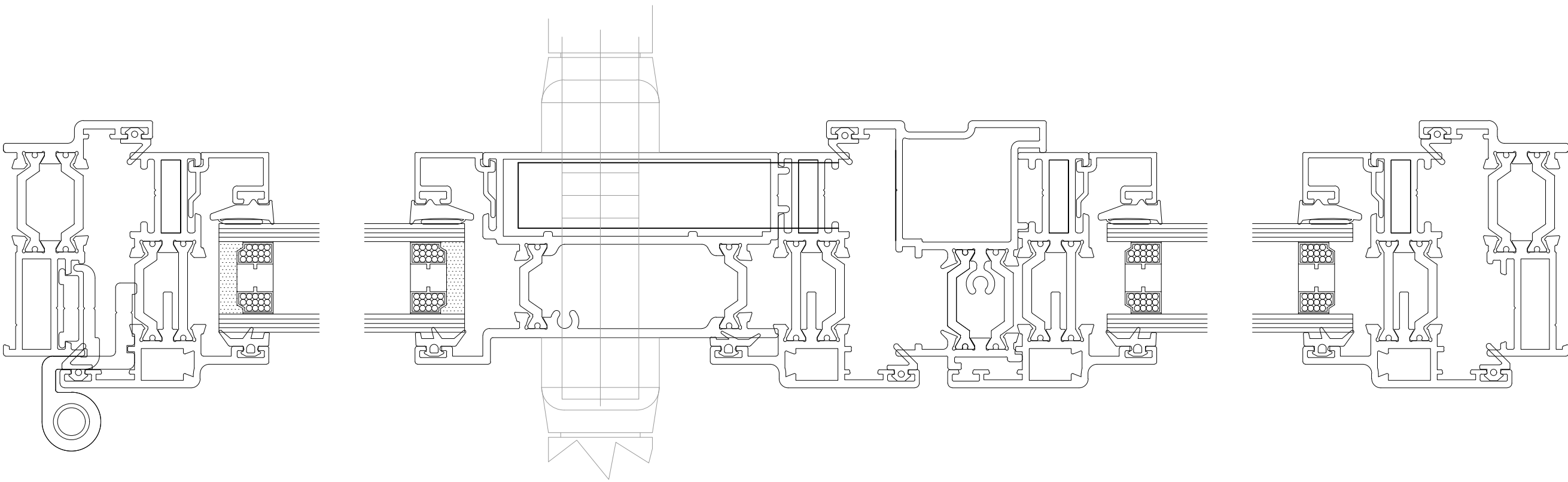
Section 35



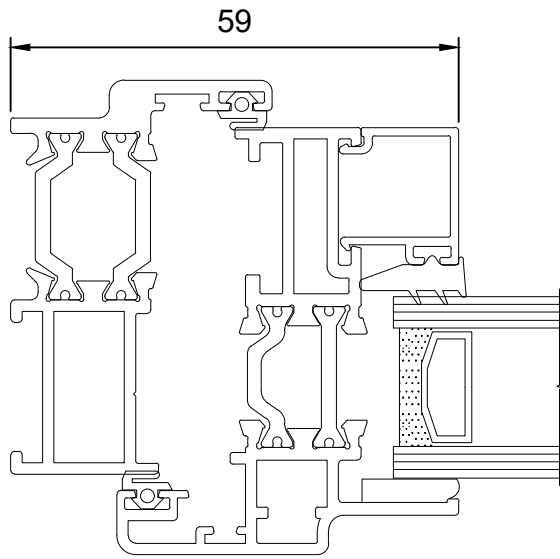
Astragal bar



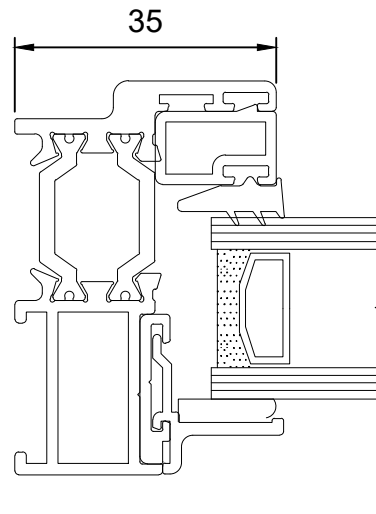
Section 36



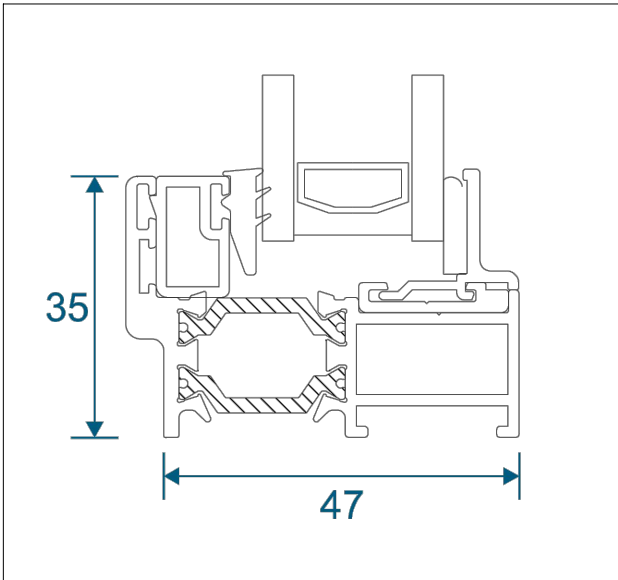
Section 37



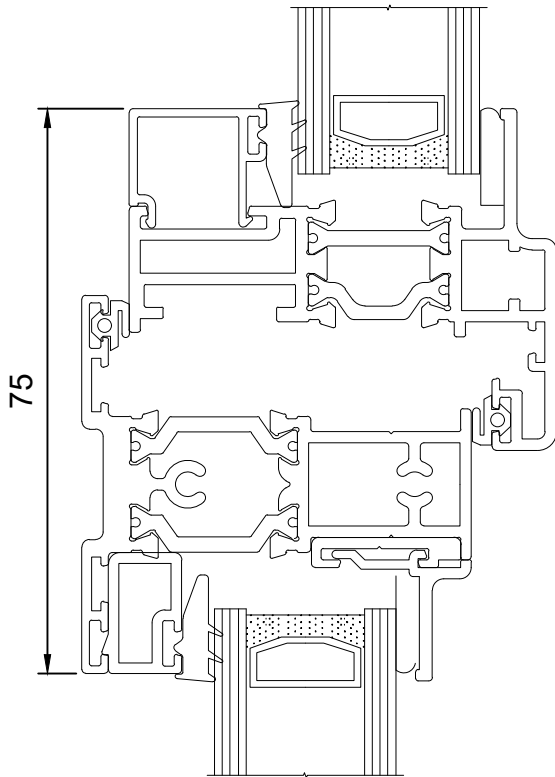
Section A-A



Section B-B



Section D-D



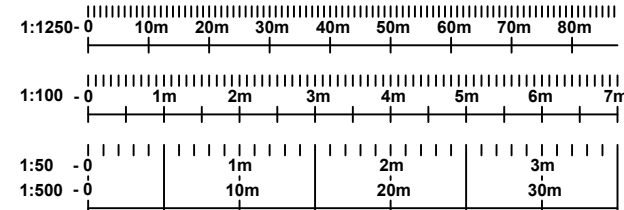
Section K-K

The Contractor is to check and verify all building and site dimensions, levels and sewer invert levels at connection points before work starts. The Contractor is to comply in all respects with current Building Legislation, British Standard Specifications, Building Regulations, Construction (Design & Management) Regulations, Party Wall Act, etc. whether or not specifically stated on this drawing. This drawing must be read with and checked against any structural, geotechnical or other specialist documentation provided. This drawing is not intended to show details of foundations, ground conditions or ground contaminants. Each area of ground relied upon to support any structure depicted (including drainage) must be investigated by the Contractor. A suitable method of foundation should be provided allowing for existing ground conditions. Any suspect or fluid ground, contaminated on or within the ground, should be further investigated by a suitable expert. Any earthwork constructions shown indicate typical slopes for guidance only & should be further investigated by a suitable expert. Where existing trees are to be retained they should be subject to a full Arboricultural inspection for safety. All trees are to be planted so as to ensure they are a minimum of 5 metres from buildings and 3 metres from drainage and services. A suitable method of foundation is to be provided to accommodate the proposed tree planting. Geoff Perry Associates Limited do not accept any responsibility for any losses (financial or otherwise) to any Client or third party arising out of the Clients (be it Developer or Contractor but not limited thereto) non-compliance with afore mentioned provisos.

Revisions:

-

Scale Check:



© This drawing is the property of Geoff Perry Associates Limited and may not be copied or used for any purpose other than that for which it is supplied without the express written authority of Geoff Perry Associates Limited.

Client: Karen Mercer

Project: Flat 442, Russell Court, Woburn Place,  
London, WC1H 0LL

Title: Proposed French Door Detail

Date: Oct. 2022

Drawn by: GPA

Job No.  
A 191

Scale: 1:1 &  
1:20 @ A1

Checked by: ~

Drg No.  
182

Rev.  
~



Geoff Perry  
Associates Limited

The Shrubbery, 28 Erdington Road,  
Aldridge, Walsall, WS9 8UH

e : enquiries@geoffperryassoc.co.uk

t: 01922 744 900