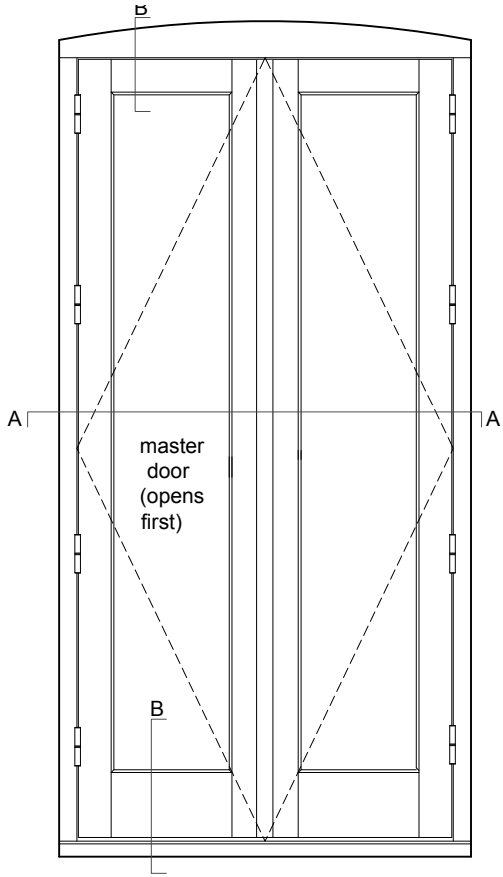
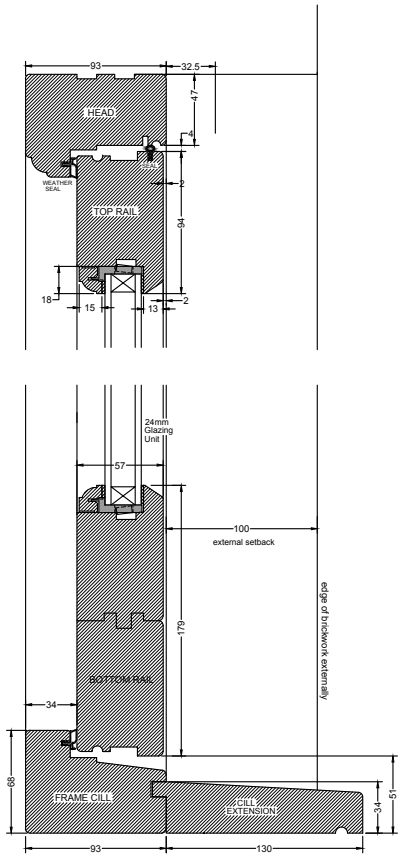


All elevations are drawn viewed from outside looking in

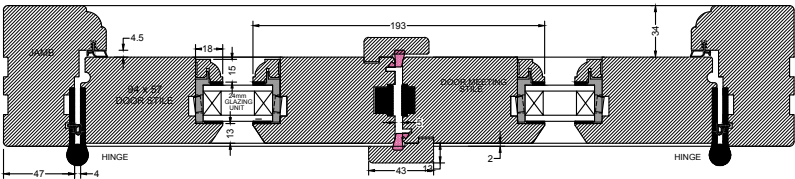


French Door  
1 nr. Open out

Ref:  
ED/1.1



Typical  
Cill and head detail (Section)  
Detail A-A



Typical  
Jamb and Meeting Stile (Plan)  
Detail B-B

## SPECIFICATION

Frame	Hardwood - sapele 68x93 head, jams, cill
Profile	Ovolo
Casement	Hardwood - sapele 94x57 top rail and stiles 179x57 bottom rail
Cill	130mm cill extension
Glazing	24mm Low E 4/16mm/4mm Toughened Argon filled cavity White warm edge spacer bars Clear glass unless otherwise noted
Hardware	St. st hinges x 4no per door Lever type handle, sashlock 5 Lever security deadlock Double locking cylinders Flush bolts to slave leaf x 2 Cranked locking handle
Finish	TBC. Standard: polished brass, Polished brass, satin chrome, black or white
Trickle vents	None

## ANDMAR JOINERY

Ref:	J109a
Date:	20/9/22
Customer:	1 New End Square
Dwg ref:	S-03
Desc:	French door
Revision	-
Status	For approval