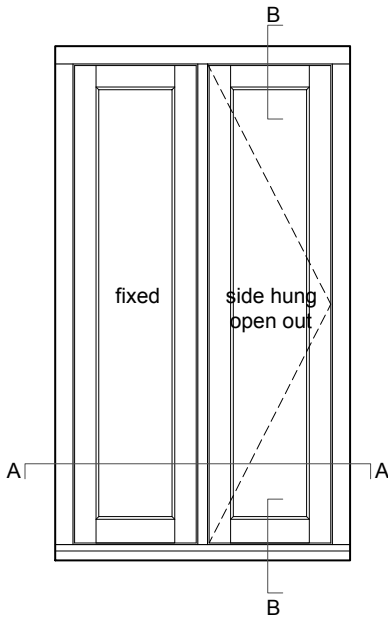
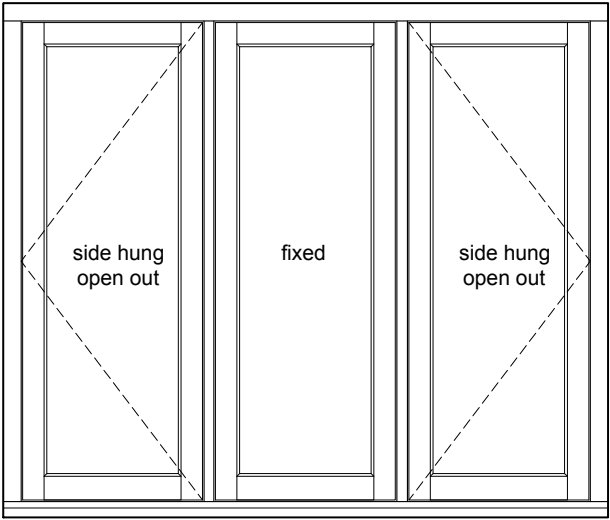


All elevations are drawn viewed from outside looking in



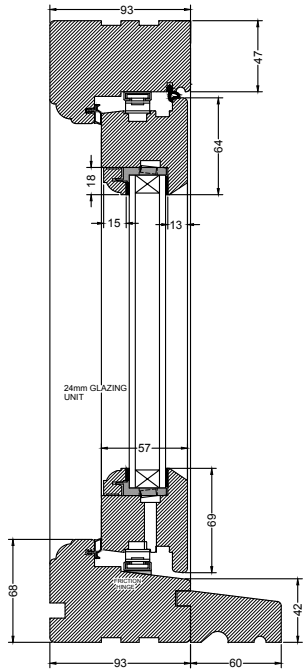
Casement Window
2 nr.

Ref:
W/2.3 Hallway
W/2.2 Ensuite (satin frosted glass)

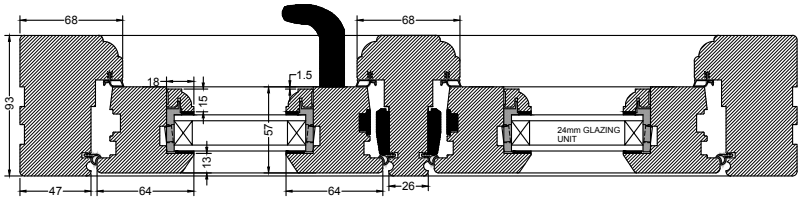


Casement Window
1 nr.

Ref:
W/2.1 Master bedroom



Typical
Cill and head detail (Section)
Detail A-A



Typical
Jamb and Mullion (Plan)
Detail B-B

SPECIFICATION

Frame	Hardwood - sapele 68x93 head, jams, cill, mullion and transom.
Profile	Ovolo
Casement	Hardwood - sapele 64x57 top rail and stiles 69x57 bottom rail
Cill	42mm high x 35mm projection
Glazing	24mm Low E 4/16mm/4mm Toughened Argon filled cavity White warm edge spacer bars Clear glass unless otherwise noted
Hardware	St. st easy clean concealed friction Cranked locking handle
Finish	TBC. Standard: polished brass, Polished brass, satin chrome, black or white
Trickle vents	None

ANDMAR JOINERY

Ref: J109a
Date: 20/9/22
Customer: 1 New End Square
Dwg ref: S-02
Desc: Casement Windows

Revision -
Status For approval