

Internal Unit layouts to meet Part M4(2)

With the exception of the designated wheelchair units the flats have been designed to comply with the guidance set out in M4(2) of Approved document M Volume 1, 2015 edition with 2016 Amendments.

All furniture shown on the layouts has been sized to the dimensions set out in Appendix D: Furniture Schedule in Approved Document Part M Volume 1.

Communal areas will meet with the requirements of Part M4(3) in order to serve the wheelchair unit on first-third floors.

Dimensions have been indicated on the adjacent plans to demonstrate compliance with M4(2) with particular reference to the points and respective paragraphs below. For more complete information please refer to Approved document M Volume 1, 2015 edition with 2016 Amendments.

2.20 - The requirements set out in paragraph 2.20 will be met with the all private entrance doors achieving a minimum of 850mm clear opening with a 300mm nib being provided on the leading edge of the door and maintained for a minimum distance of 1200mm beyond it.

2.21 - The sliding doors to the courtyard facing balconies meet the requirements for a clear door leaf in excess of 850mm.

2.22 - Internal door and hallway widths meet the requirements of paragraph 2.22 and Diagram 2.3 and are demonstrated in the layouts.

- Doors to additional en suite bathrooms are to be 726mm leaf as they are not required to meet the provisions of 2.22.

- A standard 826mm door leaf upto 44mm thick is deemed to satisfy the requirement for a clear opening width of 775mm.

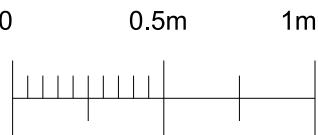
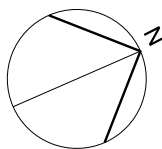
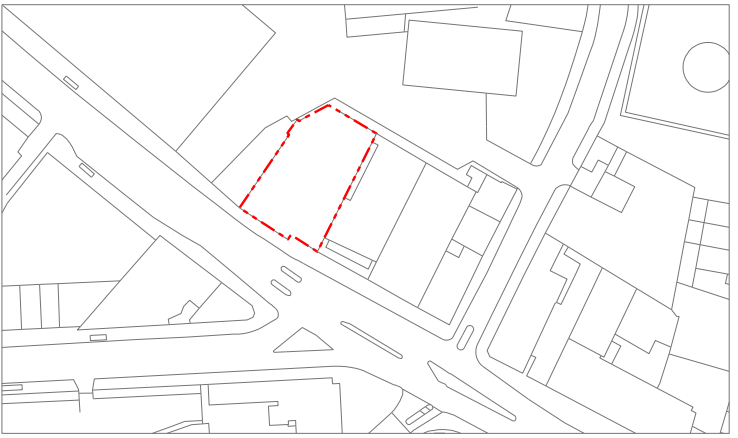
2.24 - A clear width of 1200mm is provided in front of and between all kitchen appliances. The clear access zones are shown on the adjacent plans.

2.25 - Clear access zones around beds in accordance with paragraph 2.25 have been indicated on the drawings.

2.27& 2.29 - Bathrooms comply with paragraphs 2.27 and 2.29 and dimensions are provided to demonstrate this.

- The provision for a potential future level access shower will be provided where baths are currently shown.

General Notes
The drawing is copyright of Vabel LTD. All rights reserved. No reproduction in any material form is permitted without consent. Do not scale from this drawing. All dimensions are in mm unless stated otherwise. Dimensions, levels, sizes and location of particulars are to be verified by the contractor on site prior to engaging in works. This drawing may incorporate information from other professionals. Vabel LTD cannot accept responsibility for the integrity and accuracy of such information.
DO NOT SCALE



IN01	30/09/22	Planning Condition Discharge	NE
Rev	Date	Reason for Issue	Chk

VABEL
LONDON

531 Highgate Studios, 53-79 Highgate Road, London NW5 1TL
Tel +44 (0)20 7183 6405 Email contact@vabel.co.uk

Project
18-22 Haverstock Hill, NW3

Title
Planning Condition 18
M4(2) Unit Flat 6, 13, 20

Date	Scale @ A1	Drawn	Checked
30/09/22	1:50	MB	NE

Status
Information

Drawing Number	Revision
1901_15_802	IN01