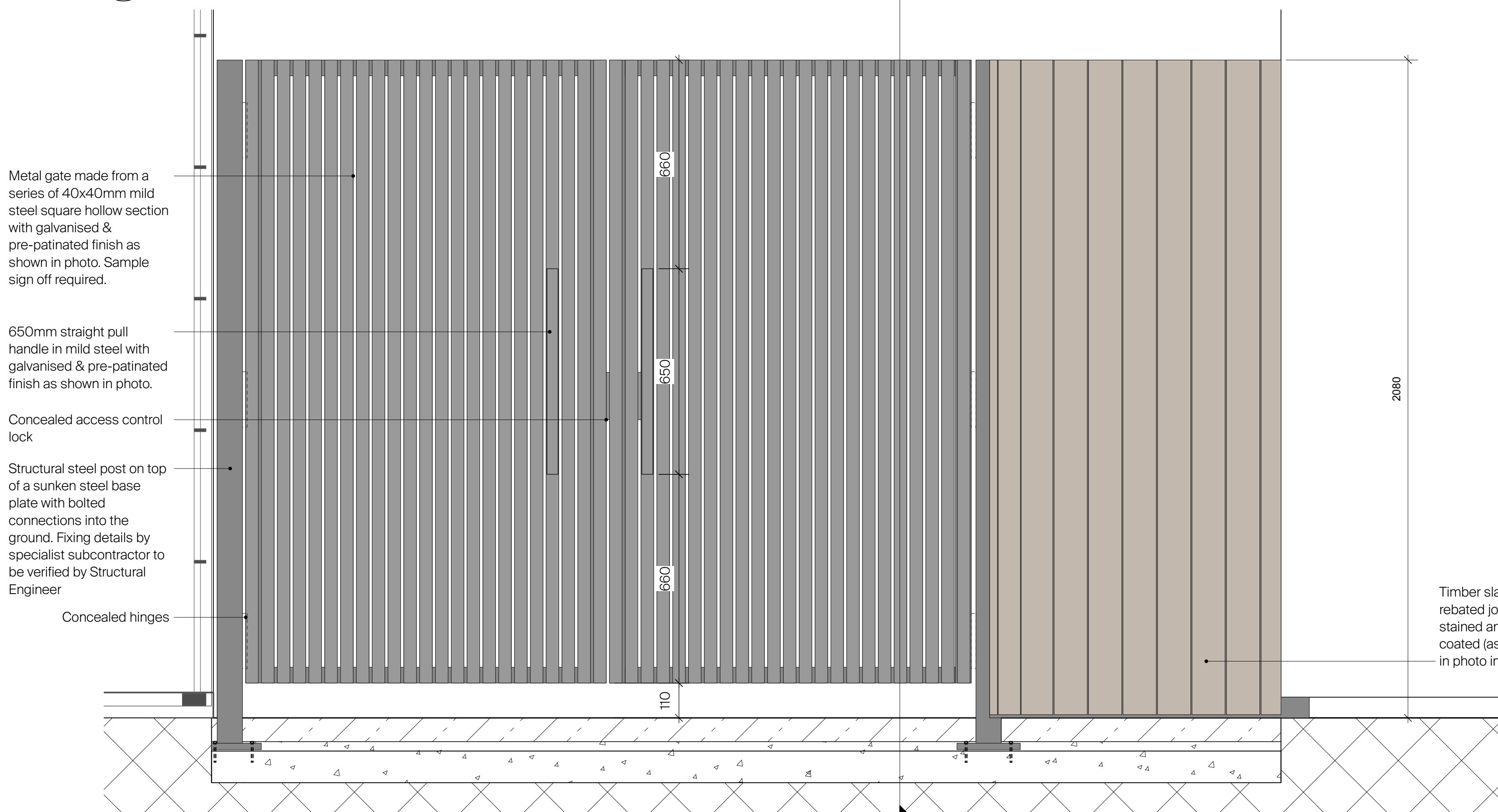



1 Yard Gate Plan  
Scale: 1:10



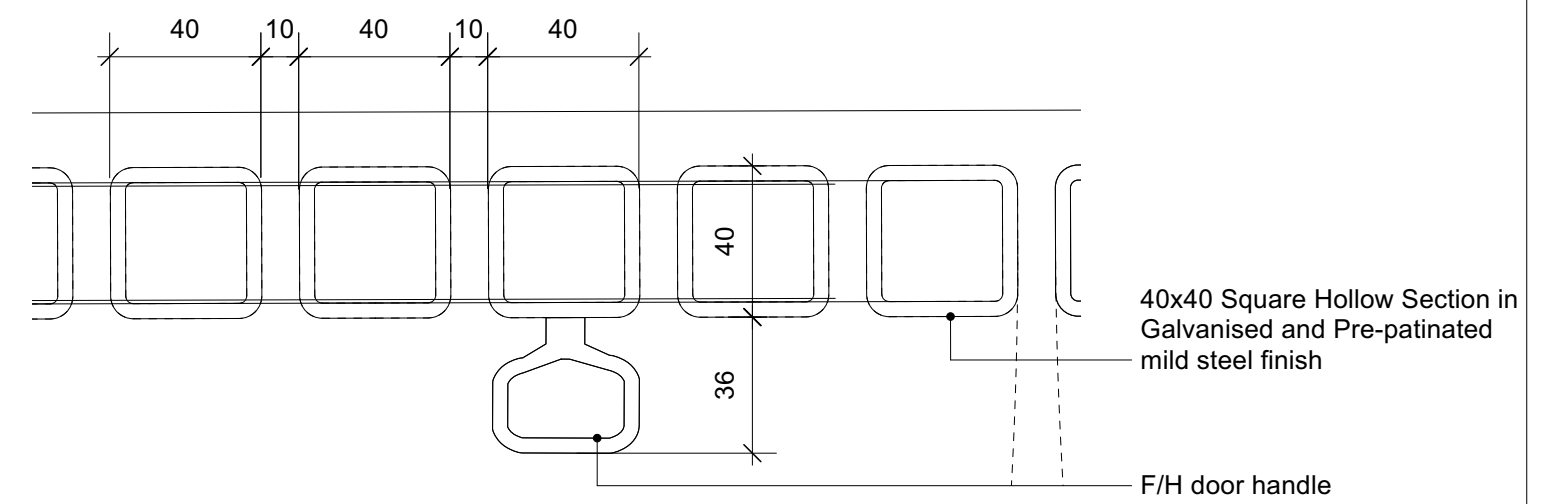
2 Yard Gate Elevation  
Scale: 1:10



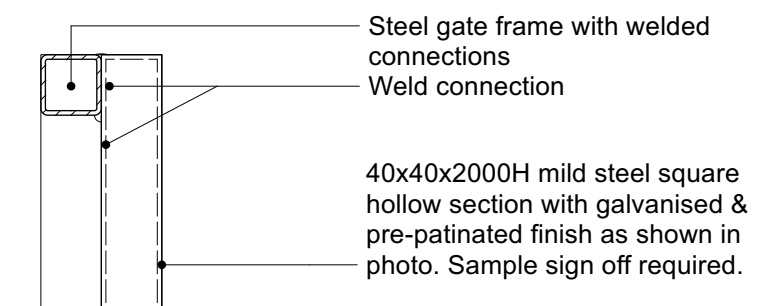
3 Yard Gate Section  
Scale: 1:10



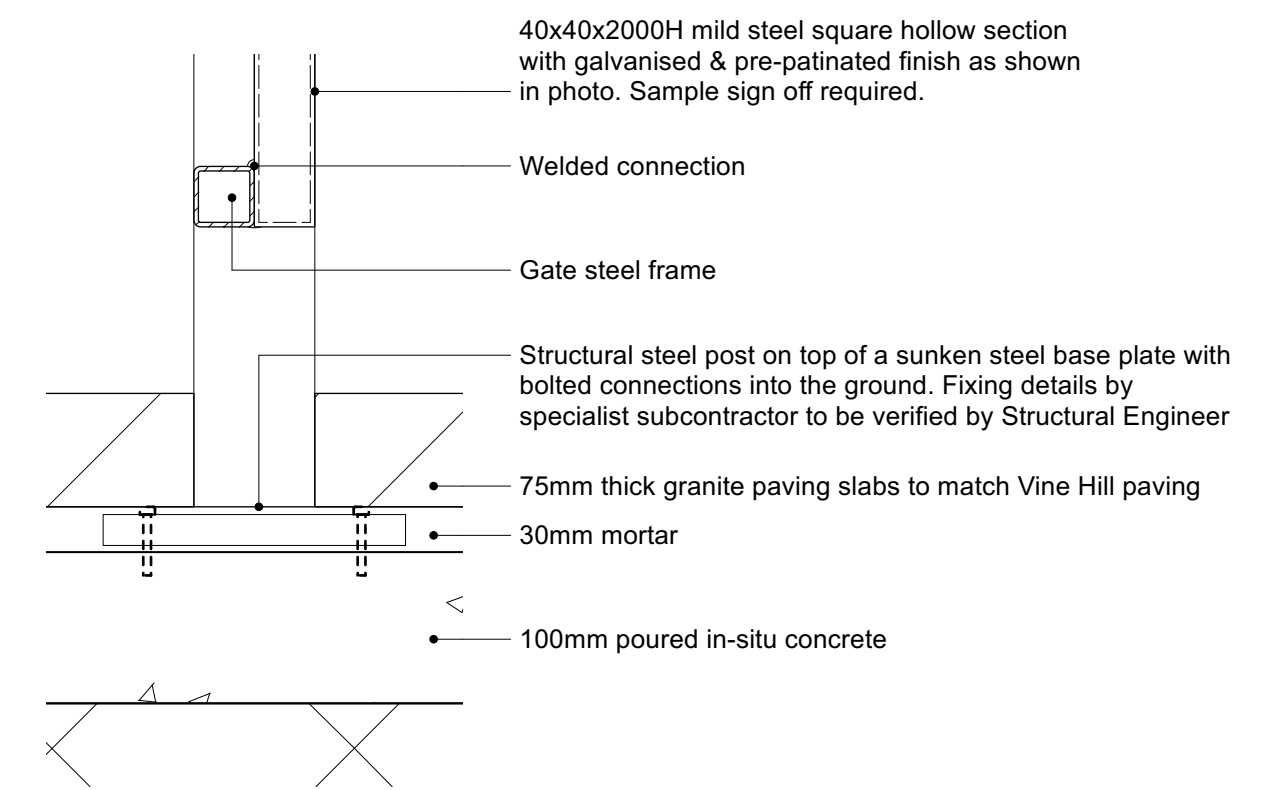
Stained Timber, ENVIROGRAF Clear Intumescent coated Screen Image \_ Slatted and Rebated Joints  
Galvanised and Pre-patinated Mild Steel Gates Finish



4 Yard Gate Detail 01  
Scale: 1:2



5 Yard Gate - Detail 02  
Scale: 1:5



6 Yard Gate - Detail 03  
Scale: 1:5

© Buckley Gray Yeoman Ltd.

All dimensions to be checked on site prior to commencement of any works, and/or preparation of any shop drawings. Sizes of and dimensions to any structural elements are indicative only. See structural engineers drawings for actual sizes/dimensions. Sizes of and dimensions to any service elements are indicative only. See service engineers drawings for actual sizes and dimensions.  
This drawing to be read in conjunction with all other Architect's drawings, specifications and other Consultants' information. All proprietary systems shown on this drawing are to be installed strictly in accordance with the Manufacturers/Suppliers recommended details.  
Any discrepancies between information shown on this drawing and any other contract information or manufacturers/suppliers recommendations is to be brought to the attention of the Architect.

DO NOT SCALE FROM THIS DRAWING.

DRAWING NOTES:



Site Boundary

P1 22/08/2022 Issue for Planning  
REV. DATE NOTE

JL  
DRAWN

CLIENT  
**Vine Hill**

PROJECT  
**22-26 Vine Hill**

DWG No.  
**1134\_PL-ED-10**

Revision  
**P1**

DRAWING  
**External Fence/ Gate Details**

STATUS  
**PLANNING**

SCALE  
**1:10 @ A1  
(1:20 @ A3)**

APPROVED  
**KSS**

DATE  
**Aug.22**

**BGY**  
BUCKLEY GRAY YEOMAN  
+ 44 20 7033 9913  
BGY.CO.UK