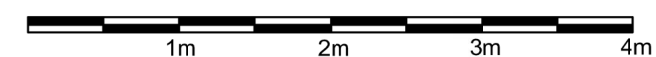





Existing Section of Garage  
1:50



Cut through point



Scale Bar 1:50

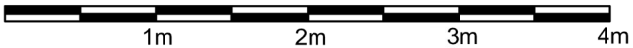
Drawing issued for: Householder Planning and Listed Building Consent	
Project Address: 30, Park Village East, London, NW1 7PZ Reference no.: L13482	
Title: Existing Section	
Date: 6/10/2022 Scale: 1:50	



Proposed Section of Garage  
1:50



Cut through point



Scale Bar 1:50

Drawing issued for: Householder Planning and Listed Building Consent	
Project Address: 30, Park Village East, London, NW1 7PZ Reference no.: L13482	
Title: Proposed Section	
Date: 6/10/2022 Scale: 1:50	