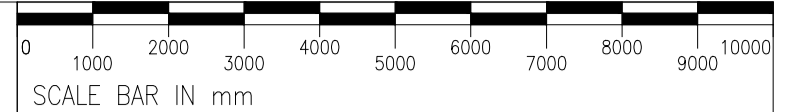


Proposed layout



DO NOT SCALE ANY DIMENSIONS OFF THIS DRAWING. ANY DISCREPANCIES BETWEEN THIS DRAWING AND OTHER INFORMATION ARE TO BE REFERRED TO FABRIC (EU) LIMITED WHERE THE DRAWING RELATES TO AN EXISTING BUILDING OR COMPLETED CONSTRUCTION THE CONTRACTOR IS RESPONSIBLE FOR CHECKING THAT THERE IS NO CONFLICT BETWEEN ACTUAL BUILDING DIMENSIONS AND DRAWING DIMENSIONS. IN THE EVENT OF DISCREPANCIES BETWEEN THIS DRAWING AND SUBCONTRACTOR'S APPROVED WORKING DRAWINGS FOR RELEVANT BUILDING COMPONENTS, THE SUBCONTRACTOR'S DRAWING SHALL TAKE PRECEDENCE. ANY CONFLICTS ARISING OUT OF INFORMATION AS NOTED ABOVE MUST BE REPORTED IMMEDIATELY TO FABRIC (EU) LIMITED. THIS DRAWING IS THE COPYRIGHT OF FABRIC (EU) LIMITED. ALL DIMENSIONS ARE IN MILLIMETRES UNLESS OTHERWISE STATED.

PARTITIONS KEY

BASE BUILD DEMISE

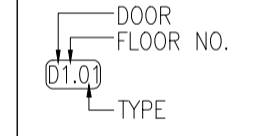
PARTITIONS TYPES

- P-01 DT_323 122MM WIDE ACOUSTIC METAL STUD PARTITION.
STUDS: GYFFRAME 70MM S 50 'C' STUDS @600MM CENTRES. LININGS: 2 X 12.5MM GYPROC SOUNDBLOC TO EACH SIDE. INSULATION: 25MM ISOVER APR 1200 IN THE CAVITY. FINISHING: 1 COAT OF GYPROC DRYWALL PRIMER, TAPED SEAMLESS FINISH.
- P-02 DT_323 100MM SOLID METAL STUD PARTITION.
STUDS: GYFFRAME 70MM S 50 'C' STUDS @ 600MM CENTRES. LININGS: 1 X 15MM WALLBOARD TO EACH SIDE. FINISHING: 1 COAT OF GYPROC DRYWALL PRIMER, TAPED SEAMLESS FINISH.
- P-03 DT_323 SINGLE GLAZED GLAZING SYSTEM WITH INTEGRATED DOOR AND DECORATIVE MULLIONS BONDED TO GLASS.
FINISHING: FRAMING POWDERCOATED FINISH BLACK - RAL 9005
- P-04 DT_323 DOUBLE GLAZED 60 MINUTE FIRE RATED GLAZING SYSTEM WITH INTEGRATED DOOR AND DECORATIVE MULLIONS BONDED TO GLASS.
FINISHING: FRAMING POWDERCOATED FINISH BLACK - RAL 9005

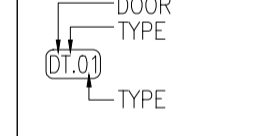
SYMBOLS KEY

- (A1) PARTITION TYPE CODE
- [P] PATTERNS IN WALLS FOR JOINERY
- [Hatched Box] AV PATTERNS WITHIN WALL: PLYWOOD FROM 1000MM - 2000MM ABOVE FLOOR, 1500MM WIDE.
- [*] RUN PLASTERBOARD PARTITION OR ACOUSTIC BAFFLE ABOVE CEILING BETWEEN MEETING ROOMS.
- [Door Symbol] MIN 300 DOORS TO BE SET OUT 100mm FROM PARTITION DOORS. DOORS TO BE SET OUT WITH CLEAR 300MM FROM THEIR LEADING EDGE

DOOR NUMBER SYMBOL



DOOR TYPE SYMBOL



NOTES:
 - FOR DETAILS OF SKIRTING TYPES REFER TO WALL AND SKIRTING FINISHES DRAWINGS: (42)SERIES OR (40) SERIES COMBINED FINISHES PLANS
 - ALL RECESSED AND FLUSH SKIRTING TYPES TO HAVE ACOUSTIC VOID INFILL TO COMPENSATE FOR THE REMOVAL OF PARTITION OUTER LINING.

AB2	16.08.17	AS-BUILTS UPDATED TO CLIENT COMMENTS	AJ
AB1	14.08.17	AS-BUILTS	AJ
P4	17.06.09	UPDATED DOOR SIZES	AJ
P3	17.06.01	UPDATED TO CLIENT COMMENTS	AJ
P2	17.05.26	UPDATED TO CLIENT COMMENTS	AJ
P1	17.05.24	FIRST ISSUE	AJ

REV DATE PURPOSE OF ISSUE BY

CLIENT BAUER MEDIA
 PROJECT ACADEMIC HOUSE
 24-28 OVAL ROAD, CAMDEN
 DRAWING PARTITIONS PLAN
 FIRST FLOOR

SCALE A1 @ 1:100 STATUS PRELIMINARY
 CAD FILE 9100-DRG-(22)101.dwg TENDER
 DRAWN AJ CONSTRUCTION
 CHECKED MRV AS BUILT

DRAWING NO. 9100-DRG-(22)101 REV. AB2