



Disclaimer:

- Do not scale from this drawing.
- Discrepancies must be reported immediately to the Architect before proceeding.
- Only figured dimensions are to be used.
- Check all dimensions on site before fabrication or setting out.
- This document is copyright and may not be reproduced without permission of the owner.

Purpose of Issue:
ISSUED FOR PLANNING

Previous Sheet Number:
SC_GRID_0_A_PL204

Rev:	Notes:	Date:	Dwn:	Iss:
P1	NMA Planning Submission	10.07.2017	BCR	MKP
P2	NMA Planning Submission	17.08.2017	BCR	MKP
P3	NMA Planning Submission	23.08.2017	BCR	MKP
P4	NMA Planning Submission	30.08.2018	AS	MKP
P5	NMA 2 Planning Submission	21.03.2022	HS	BCR

Material key

- Stone pier
- Stone beam
- Faience Terracotta panel or similar
- Faience Terracotta spandrel panel or similar
- Metal panel
- Metal panel behind glass
- Metal spandrel panel
- Metal louvre panel
- Metal balustrade
- ~~Glass balustrade~~
- Aluminium window frame
- Shopfront glazing to be subject of separate application
- Glazed winter garden
- Sliding glazed door
- Full height louvred door
- Granite Plinth
- Opaque Glazing

Annotation Key

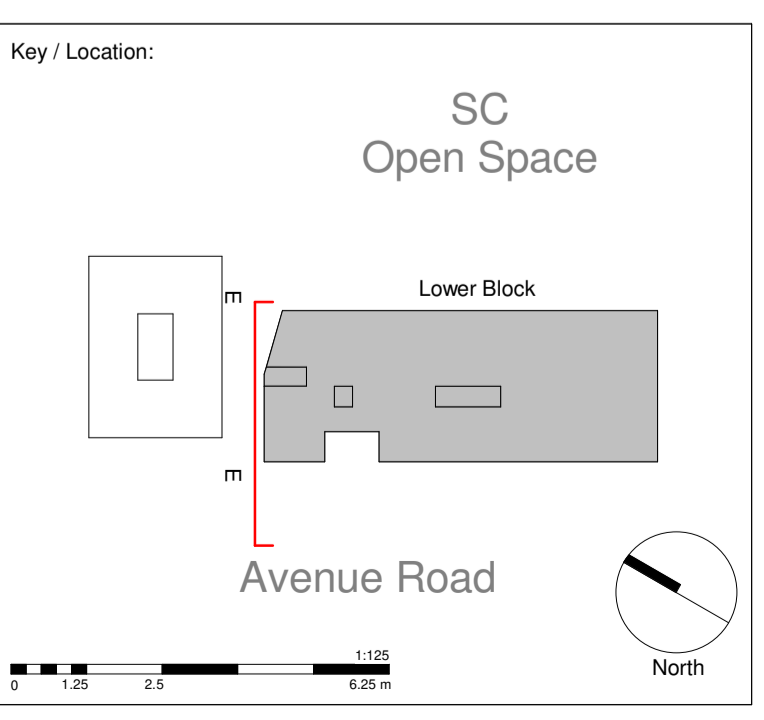
Layout changes include:

A. Indicate opaque glazing and plinths
 B. Relocation of retail doors and adjustment to internal floor finish level to suit LUL steps below
 C. Terrace divider screens added

General layout changes:

Within the overall facade, the setting out of facade elements (ie. windows, piers, panels etc) has been revised to suit developed technical design. These changes are generally less than 100mm.

Within the overall facade, the detail of the glazing elements (ie. frame size, frame design, window door operation, etc) has been revised to suit developed technical design.



GRID architects

128 Southwark Street,
London SE1 0SW

+44 (0) 20 7593 3260 info@gridarchitects.co.uk www.gridarchitects.co.uk

Essential Living

Project: 100 Avenue Road Construction 100 Avenue Road, London	
Drawing Title: Planning Lower Block North Elevation	
Drawn by: BCR	Issued by: MKP
Date of First Issue: 10.07.2017	
GRID Project No: 15050	Scale @A1: 1 : 125
Drawing No: SC-GRID-0_A_PL204	Revision: P5

All reproduction, copyright & intellectual property rights reserved © 2016



Disclaimer:

- Do not scale from this drawing.
- Discrepancies must be reported immediately to the Architect before proceeding.
- Only figured dimensions are to be used.
- Check all dimensions on site before fabrication or setting out.
- This document is copyright and may not be reproduced without permission of the owner.

Purpose of Issue:
ISSUED FOR PLANNING

Previous Sheet Number:
SC_GRID_0_A_PL205

Rev:	Notes:	Date:	Dwn:	Iss:
P1	NMA Planning Submission	10.07.2017	BCR	MKP
P2	NMA Planning Submission	17.08.2017	BCR	MKP
P3	NMA Planning Submission	23.08.2017	BCR	MKP
P4	NMA Planning Submission	30.08.2018	AS	MKP
P5	NMA 2 Planning Submission	21.03.2022	HS	BCR
P6	NMA 2 Planning Submission	21.09.2022	HS	BCR

Material key
1. Stone pier
2. Stone beam
3. Faience Terracotta panel or similar
4. Faience Terracotta spandrel panel or similar
5. Metal panel
6. Metal panel behind glass
7. Metal spandrel panel
8. Metal louvre panel
9. Metal balustrade
10. Glass balustrade
11. Aluminium window frame
12. Shopfront glazing to be subject of separate application
13. Glazed winter garden
14. Sliding glazed door
15. Full height louvre door
16. Granite Plinth
17. Opaque Glazing

Annotation Key

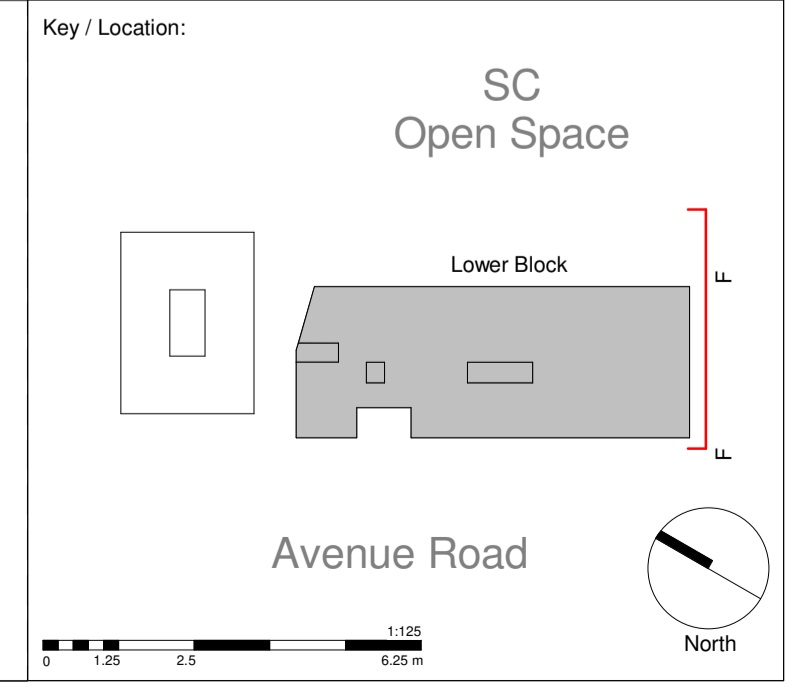
Layout changes include:

A. Indicate opaque glazing and plinths
B. Terrace divider screens added

General layout changes:

Within the overall facade, the setting out of facade elements (ie. windows, piers, panels etc) has been revised to suit developed technical design. These changes are generally less than 100mm.

Within the overall facade, the detail of the glazing elements (ie. frame size, frame design, window/door operation, etc) has been revised to suit developed technical design.



GRID architects

128 Southwark Street,
London SE1 0SW

+44 (0) 20 7593 3260 info@gridarchitects.co.uk www.gridarchitects.co.uk

Essential Living

Project: 100 Avenue Road Construction 100 Avenue Road, London		
Drawing Title: Planning Lower Block South Elevation		
Drawn by: BCR	Issued by: MKP	Date of First Issue: 10.07.2017
GRID Project No: 15050	Scale @A1: 1 : 125	
Drawing No: SC-GRID-0_A_PL205	Revision: P6	

All reproduction, copyright & intellectual property rights reserved © 2016



Disclaimer:
 • Do not scale from this drawing.
 • Discrepancies must be reported immediately to the Architect before proceeding.
 • Only figured dimensions are to be used.
 • Check all dimensions on site before fabrication or setting out.
 • This document is copyright and may not be reproduced without permission of the owner.

Purpose of Issue:
 ISSUED FOR PLANNING

Previous Sheet Number:
 SC_GRID_0_A_PL206

Rev:	Notes:	Date:	Dwn:	Iss:
P1	NMA Planning Submission	10.07.2017	BCR	MKP
P2	NMA Planning Submission	17.08.2017	BCR	MKP
P3	NMA Planning Submission	23.08.2017	BCR	MKP
P4	NMA Planning Submission	30.08.2018	AS	MKP
P5	NMA 2 Planning Submission	21.03.2022	HS	BCR
P6	NMA 2 Planning Submission	21.09.2022	HS	BCR

Material key

- Stone pier
- Stone beam
- Faience Terracotta panel or similar
- Faience Terracotta spandrel panel or similar
- Metal panel
- Metal panel behind glass
- Metal spandrel panel
- Metal louvre panel
- Metal balustrade
- ~~Glass balustrade~~
- Aluminium window frame
- Shopfront glazing to be subject of separate application
- Glazed winter garden
- Sliding glazed door
- Full height louvre door
- Granite Plinth
- Opaque Glazing

Annotation Key

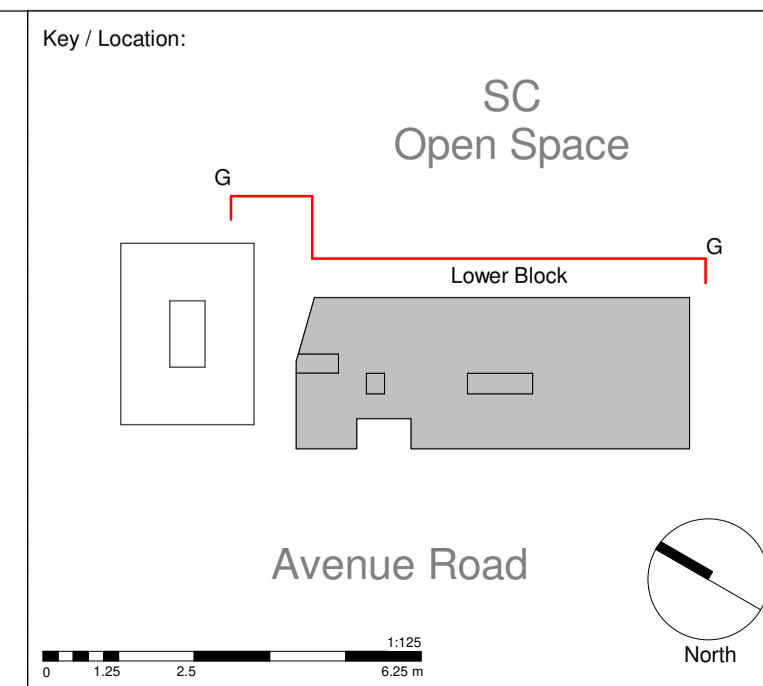
Layout changes include:

A. Indicate opaque glazing and plinths

General layout changes:

Within the overall facade, the setting out of facade elements (ie. windows, piers, panels etc) has been revised to suit developed technical design. These changes are generally less than 100mm.

Within the overall facade, the detail of the glazing elements (ie. frame size, frame design, window/door operation, etc) has been revised to suit developed technical design.



GRID architects
 128 Southwark Street,
 London SE1 0SW
 +44 (0) 20 7593 3260 info@gridarchitects.co.uk www.gridarchitects.co.uk

Essential Living

Project:
 100 Avenue Road Construction
 100 Avenue Road, London

Drawing Title:
 Planning Lower Block East Elevation

Drawn by: BCR	Issued by: MKP	Date of First Issue: 10.07.2017
GRID Project No: 15050	Scale @A1: 1 : 125	
Drawing No: SC-GRID-0_A_PL206	Revision: P6	

All reproduction, copyright & intellectual property rights reserved © 2016



Disclaimer:

- Do not scale from this drawing.
- Discrepancies must be reported immediately to the Architect before proceeding.
- Only figured dimensions are to be used.
- Check all dimensions on site before fabrication or setting out.
- This document is copyright and may not be reproduced without permission of the owner.

Purpose of Issue:
ISSUED FOR PLANNING

Previous Sheet Number:
SC_GRID_0_A_PL207

Rev:	Notes:	Date:	Dwn:	Iss:
P1	NMA Planning Submission	10.07.2017	BCR	MKP
P2	NMA Planning Submission	17.08.2017	BCR	MKP
P3	NMA Planning Submission	23.08.2017	BCR	MKP
P4	NMA Planning Submission	30.08.2018	AS	MKP
P5	NMA 2 Planning Submission	21.03.2022	HS	BCR
P6	NMA 2 Planning Submission	21.09.2022	HS	BCR

Material key

- Stone pier
- Stone beam
- Faience Terracotta panel or similar
- Faience Terracotta spandrel panel or similar
- Metal panel
- Metal panel behind glass
- Metal spandrel panel
- Metal louvre panel
- Metal balustrade
- ~~Glass balustrade~~
- Aluminium window frame
- Shopfront glazing to be subject of separate application
- Glazed winter garden
- Sliding glazed door
- Full height louvre door
- Granite Plinth
- Opaque Glazing

Annotation Key

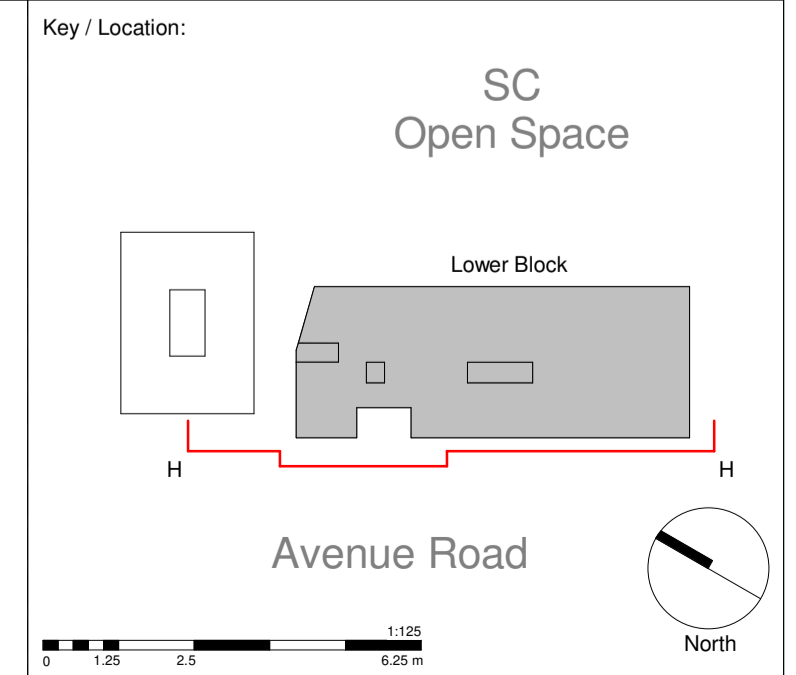
Layout changes include:

A. Indication of opaque glazing and plinths
B. Relocation of ground floor doors

General layout changes:

Within the overall facade, the setting out of facade elements (ie. windows, piers, panels etc) has been revised to suit developed technical design. These changes are generally less than 100mm.

Within the overall facade, the detail of the glazing elements (ie. frame size, frame design, window/ door operation, etc) has been revised to suit developed technical design.



GRID architects
128 Southwark Street, London SE1 0SW
+44 (0) 20 7593 3260 info@gridarchitects.co.uk www.gridarchitects.co.uk

Essential Living

Project:
100 Avenue Road Construction
100 Avenue Road, London

Drawing Title:
Planning Lower Block West Elevation

Drawn by: BCR	Issued by: MKP	Date of First Issue: 10.07.2017
GRID Project No: 15050	Scale @A1: 1 : 125	
Drawing No: SC-GRID-0_A_PL207	Revision: P6	

All reproduction, copyright & intellectual property rights reserved © 2016