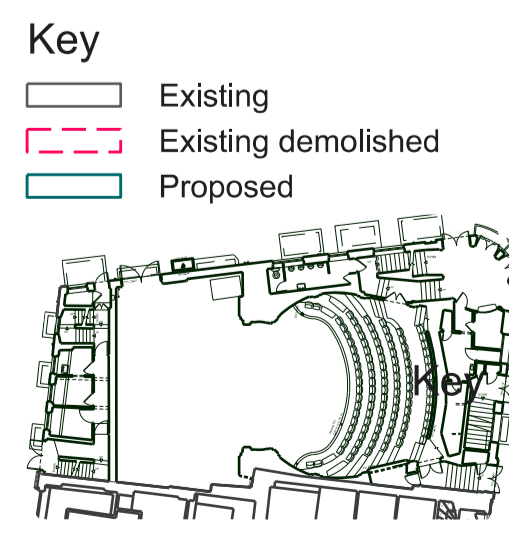
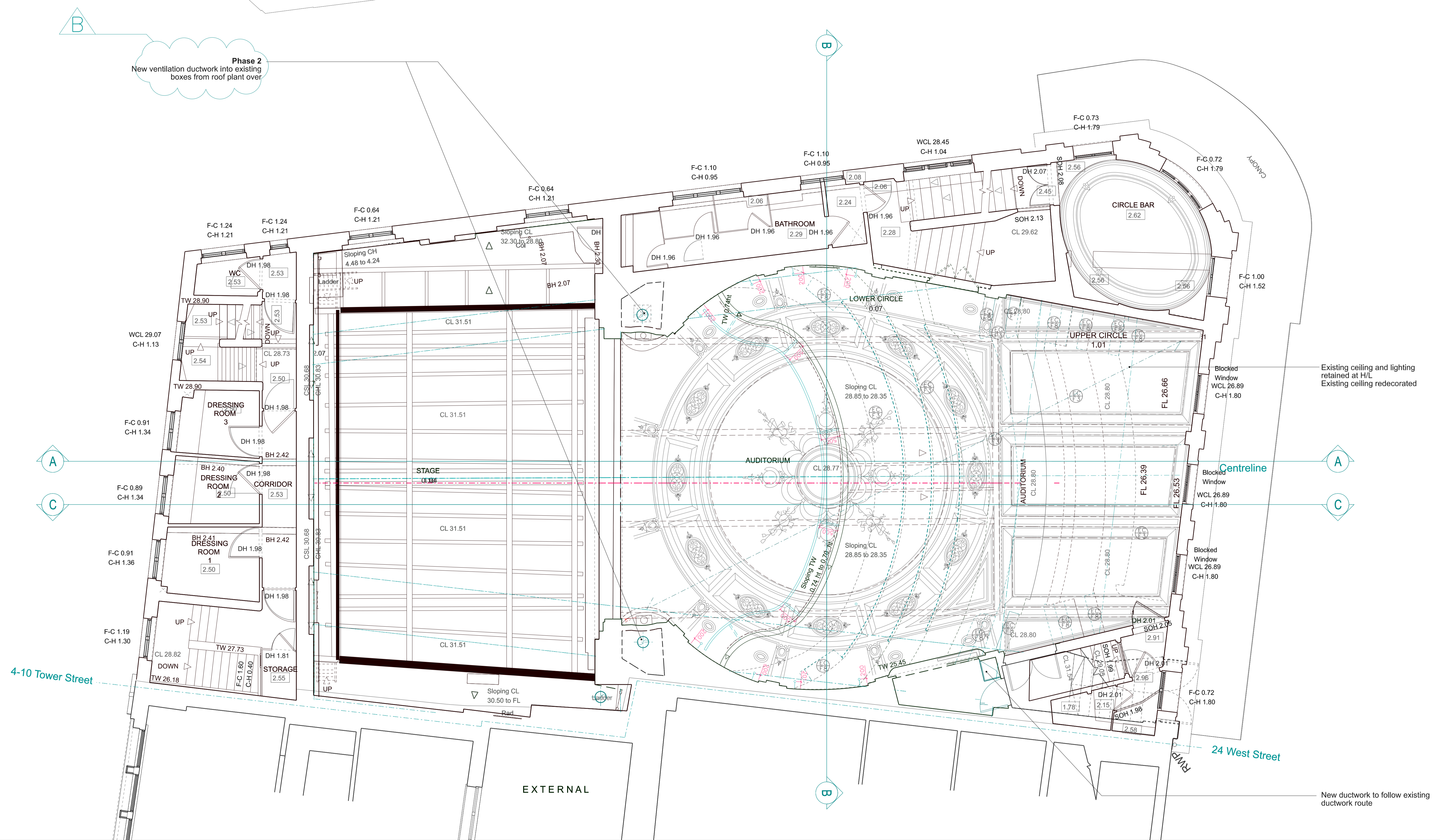


Phase 2
New ventilation ductwork into existing boxes from roof plant over



KEY	PARTITION TYPES	CEILING TYPES
Existing Building	P1 - Bar pocket door	EC - As Existing
New Building	P2 - Curved wall to Boxes	C1 - FR60mins - 25mm void
Existing Building	P3 - FR60, 60dB Partition	C2 - FR60mins - 250mm void
	P4 - FR60, 60dB Partition	C3 - FR60mins - 520mm void
	P5 - Tiled wall lining	C4 - 665mm void
	P6 - FR60 Wall lining	C5 - Fibre-plaster ceiling to match existing
		C6 - FR60mins to steelwork

FLOOR CEILING TAGS

CL - Ceiling Type
FL - Floor Type


See drawing 2201-5-515 & 526 for floor types
See drawing 2201-5-520 for ceiling types

See drawings 1601-5-109 to 112 for partition location
See drawings 1601-5-114 to 117 for ceiling type locations
See drawings 1601-5-520 & 521 for details

THE CONTRACTOR IS TO CHECK AND VERIFY ALL BUILDING AND SITE DIMENSIONS, LEVELS AND SEWER INVERT LEVELS AT CONNECTION POINTS BEFORE WORK STARTS

THIS DRAWING IS TO BE READ AND CHECKED IN CONJUNCTION WITH ENGINEERS AND OTHER SPECIALIST DRAWINGS

THE DRAWING AND THE WORKS DEPICTED ARE THE COPYRIGHT OF THIS PRACTICE AND MAY NOT BE REPRODUCED EXCEPT BY WRITTEN PERMISSION



Rev:	Date:	Description:
B	20/09/22	Planning
A	13/07/22	Planning
/	17/06/22	Planning
Rev:	Date:	Description

Job: 2201 Ambassadors Theatre
Client: Ambassador Theatre Group

Drawing: Proposed 1F - Upper Circle
Drawing no: 2201-3-117
Rev: B
Scale: 1:50@A1, 1:100@A3

Status: Stage 3
Date: 17/06/22

citizensdesignbureau
Ground Floor Units 01 & 03, 6 Westgate Street, London, E8 3RN
t : 02030959732
e : everyone@citizensdesignbureau.net