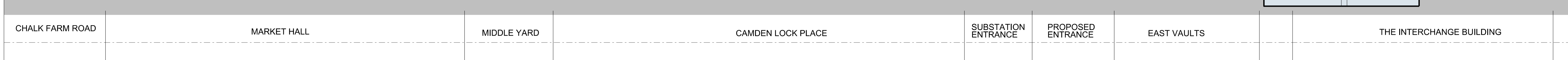


01 ELEVATION 01  
1:200 at A1



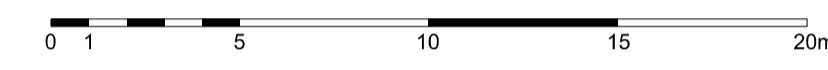
02 ELEVATION 02  
1:200 at A1

**Notes**

This drawing is copyright Piercy&Company.  
Do not scale from this drawing.  
All dimensions and levels to be checked on site by the contractor and such dimensions to be his responsibility.  
Report all drawing errors, omissions and discrepancies to the architect.

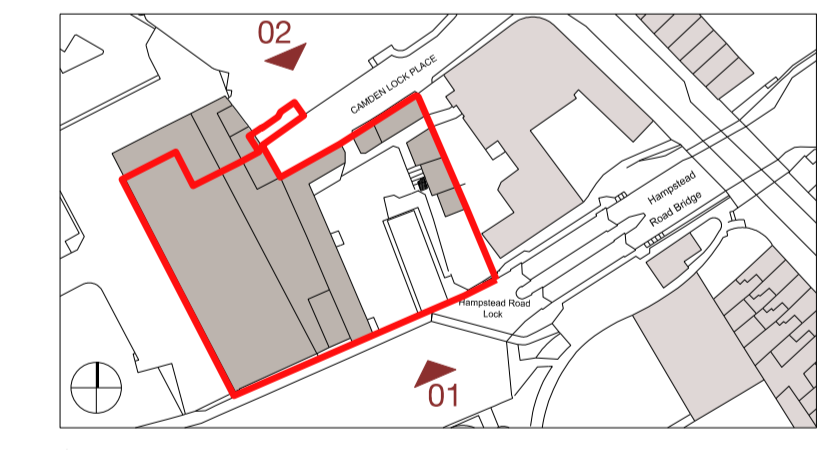
**Disclaimer**  
This document may be issued in an editable digital CAD format to enable others to use it as background information to make alterations and/or additions. In that instance the file will be accompanied by a PDF version as a record of the original file. It is for those parties making such alterations and/or additions to ensure that they make use of current background information.

Piercy&Company accepts no liability for either: any such alterations and/or additions to the background information by others; or any other changes made by others to the architectural content of the background information itself.



- ① Temporary observation wheel - Colour: Black
- ② Temporary bridge with timber decking and black PPC metal balustrade
- ③ PPC black metal balustrade
- ④ Replacement of existing shop doors with black metal foldable glazed doors
- ⑤ Pavilion - Painted black metal panels and door frames
- ⑥ Proposed door to substation - PPC Metal
- ⑦ Proposed access to East Vault from the West Yard - Black PPC metal with glazing
- ⑧ Glazed canopy with black PPC metal framing
- ⑨ Proposed kitchen extract
- ⑩ Surface mounted spotlights

Rev	Date	Description
C	30.08.22	Planning Application



**Project**  
Camden Lock Market

**Client**  
Camden Lock Market Limited

**Drawing Title**  
Elevation 01 & 02- Proposed

Drawn	Checked	Approved
SB	VP	ML

**Date**  
06.07.22

**Drawing Status**  
PLANNING

Project	Disc	Level	Series	Drg no.	Rev
13663	A	LZZ	P05	300	C

The Centro Building, 39 Plender St  
London NW1 0DT  
Telephone  
+44 (0) 207 424 9611

info@piercyandco.com  
www.piercyandco.com