

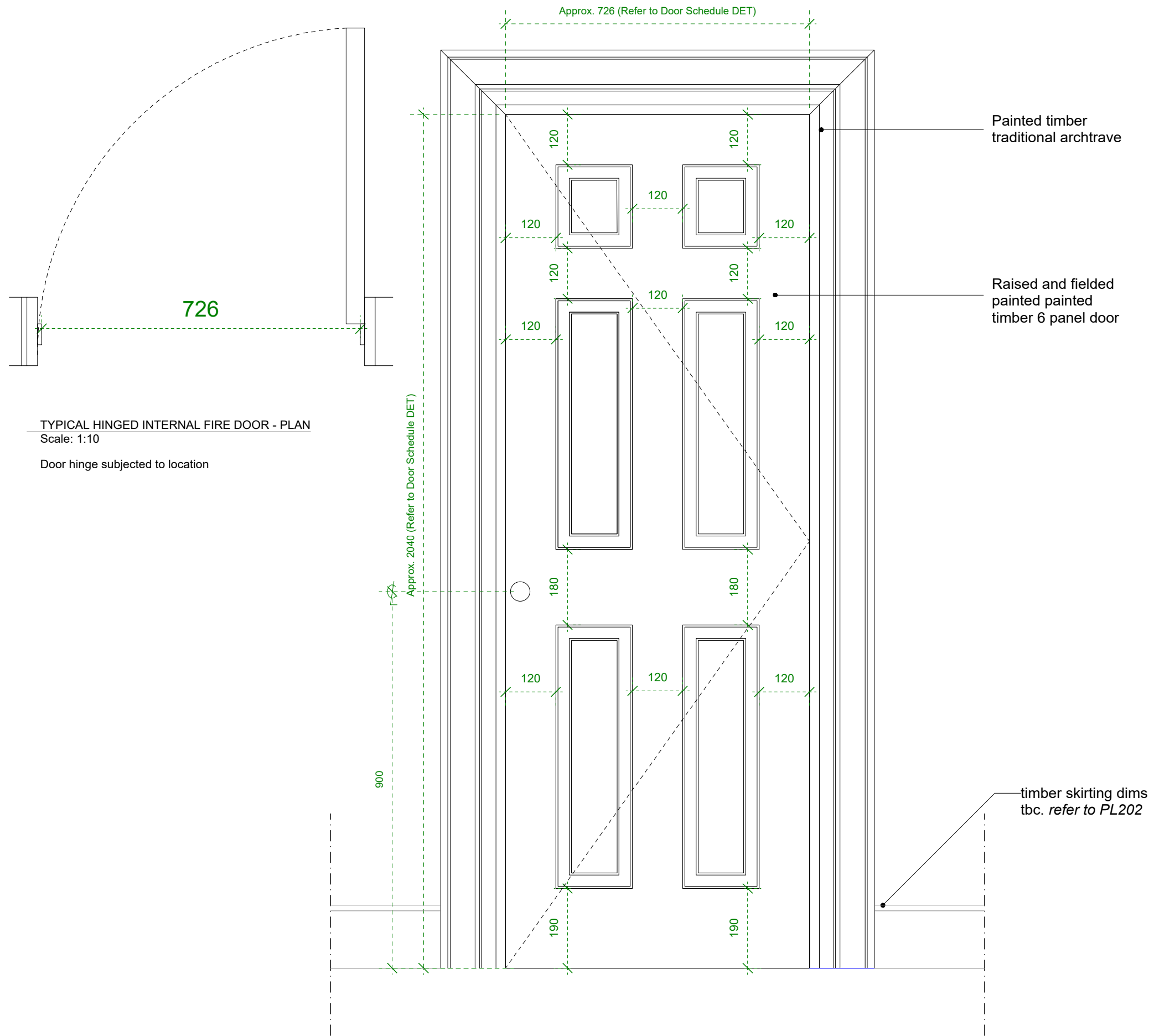
The design and drawings remain the property of Peek Architecture + Design. The client for this project will be licensed to use this design and documents on this site only upon full payment of architectural fees. This license is non-transferable. The design and drawings shall not be reproduced, up-loaded to the internet or traced without the permission of Peek Architecture + Design.

This drawing has been prepared from a survey drawing from Peek Architecture and Design Ltd commissioned by the client. It is VERY IMPORTANT that all dimensions are checked carefully before any work commences or any materials are ordered. If any discrepancies are noticed between this drawing and any other contract document then please contact Peek Architecture + Design immediately.

DO NOT SCALE USE FIGURED DIMENSIONS ONLY  
All dimensions to be verified on site prior to the commencement of any work or the production of any shop drawing.

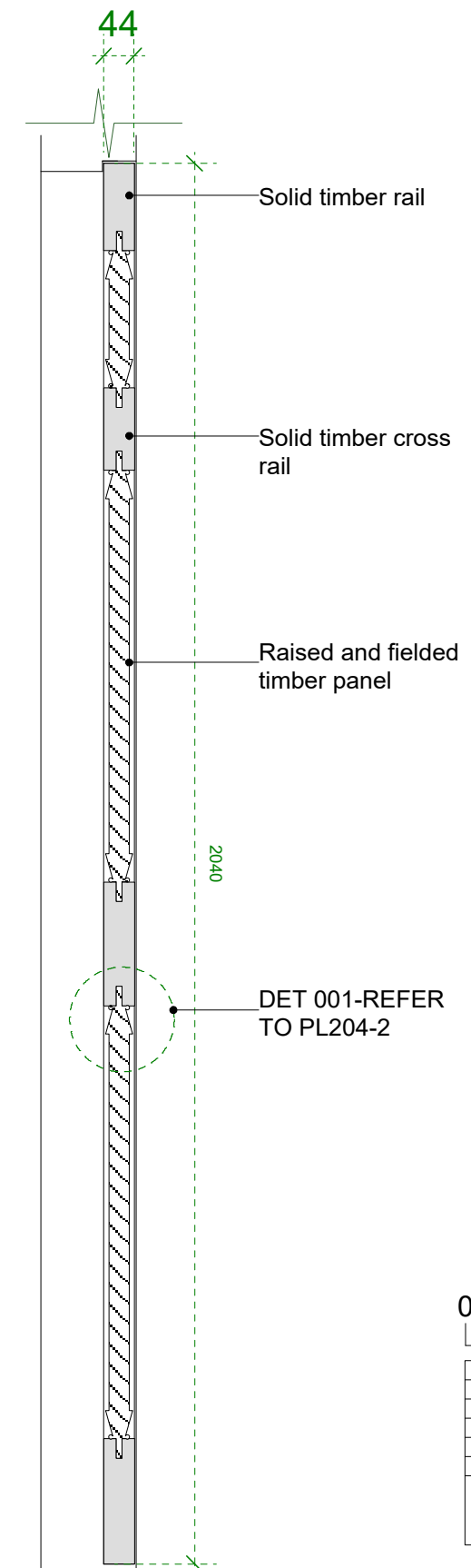
This drawing to be read in conjunction with all related Architect's and Engineer's drawings and any other relevant information.

GENERAL NOTES:



TYPICAL HINGED INTERNAL DOOR (FD30) - ELEVATION  
Scale: 1:10

Door hinge subjected to location



DOOR - SECTION  
Scale: 1:10

0 100 200 300 mm  
1.10 @ A3

DATE	REVISION	REVISION COMMENTS	AUTHOR	CHECKED
05.08.22	1	First Issue - Planning conditions	RS	NN

14 GREAT JAMES STREET

DRAWING NAME:  
TYPICAL HINGED INTERNAL FIRE DOOR

PROJECT NO: P1012-14 DRAWING NO: PL204-1 REVISION: - SCALE @ SIZE: 1:10 @ A3  
START DATE: AUG 2022 FIRST AUTHOR: RS

**PEEK** | Architecture + Design Ltd

**COPYRIGHT AND LIABILITY NOTES:**

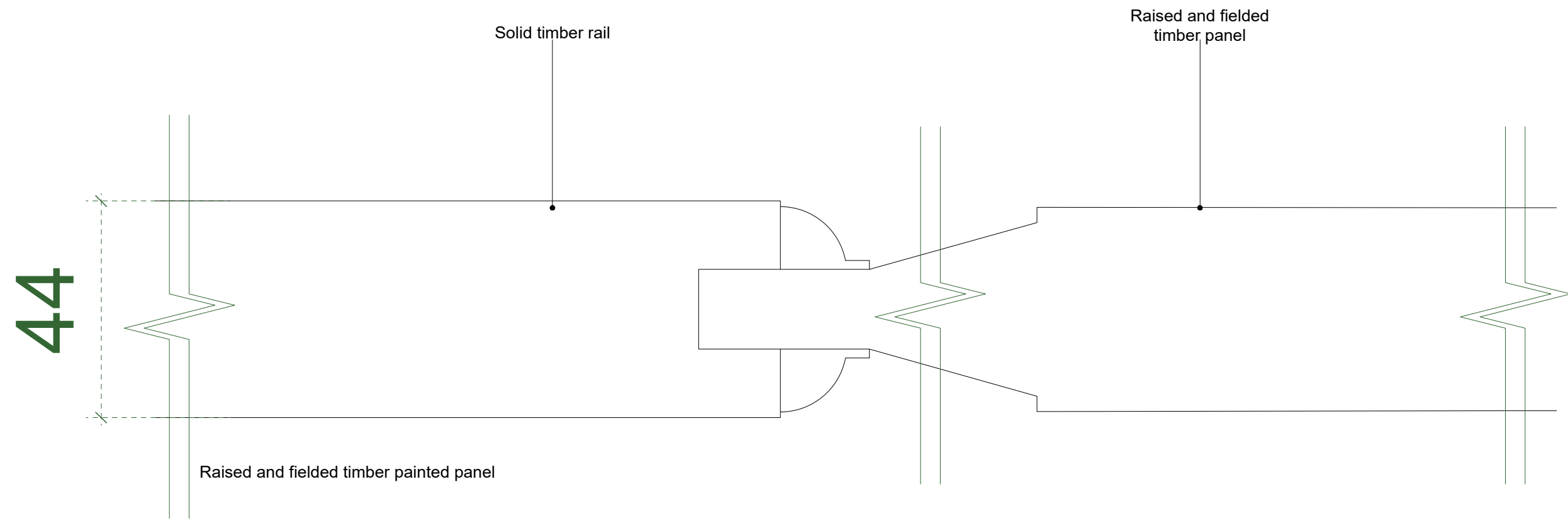
The design and drawings remain the property of Peek Architecture + Design. The client for this project will be licensed to use this design and documents on this site only upon full payment of architectural fees. This license is non-transferable. The design and drawings shall not be reproduced, up-loaded to the internet or traced without the permission of Peek Architecture + Design.

This drawing has been prepared from a survey drawing from Peek Architecture and Design Ltd commissioned by the client. It is VERY IMPORTANT that all dimensions are checked carefully before any work commences or any materials are ordered. If any discrepancies are noticed between this drawing and any other contract document then please contact Peek Architecture + Design immediately.

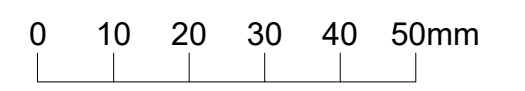
**DO NOT SCALE USE FIGURED DIMENSIONS ONLY**  
All dimensions to be verified on site prior to the commencement of any work or the production of any shop drawing.

This drawing to be read in conjunction with all related Architect's and Engineer's drawings and any other relevant information.

**GENERAL NOTES:**



DET 001  
Scale 1:1



1.1 @ A3

DATE:	REVISION:	REVISION COMMENTS:	AUTHOR:	CHECKED:
05.08.22	-	First issue - Planning conditions	RS	NW

**14 GREAT JAMES STREET**

DRAWING NAME:  
**TYPICAL HINGED INTERNAL FIRE DOOR**

PROJECT NO: **P1012-14**      DRAWING NO: **PL204-2**      REVISION: **-**      SCALE @ SIZE: **1:1 @ A3**  
 START DATE: **AUG 2022**      FIRST AUTHOR: **RS**

**PEEK** | Architecture + Design Ltd

Address: 12-13 Poland Street, London, W1F 8QB  
 Web: www.peekarchitecture.co.uk | Email: georgina@peekarchitecture.co.uk |  
 Tel: 0207 734 3094