

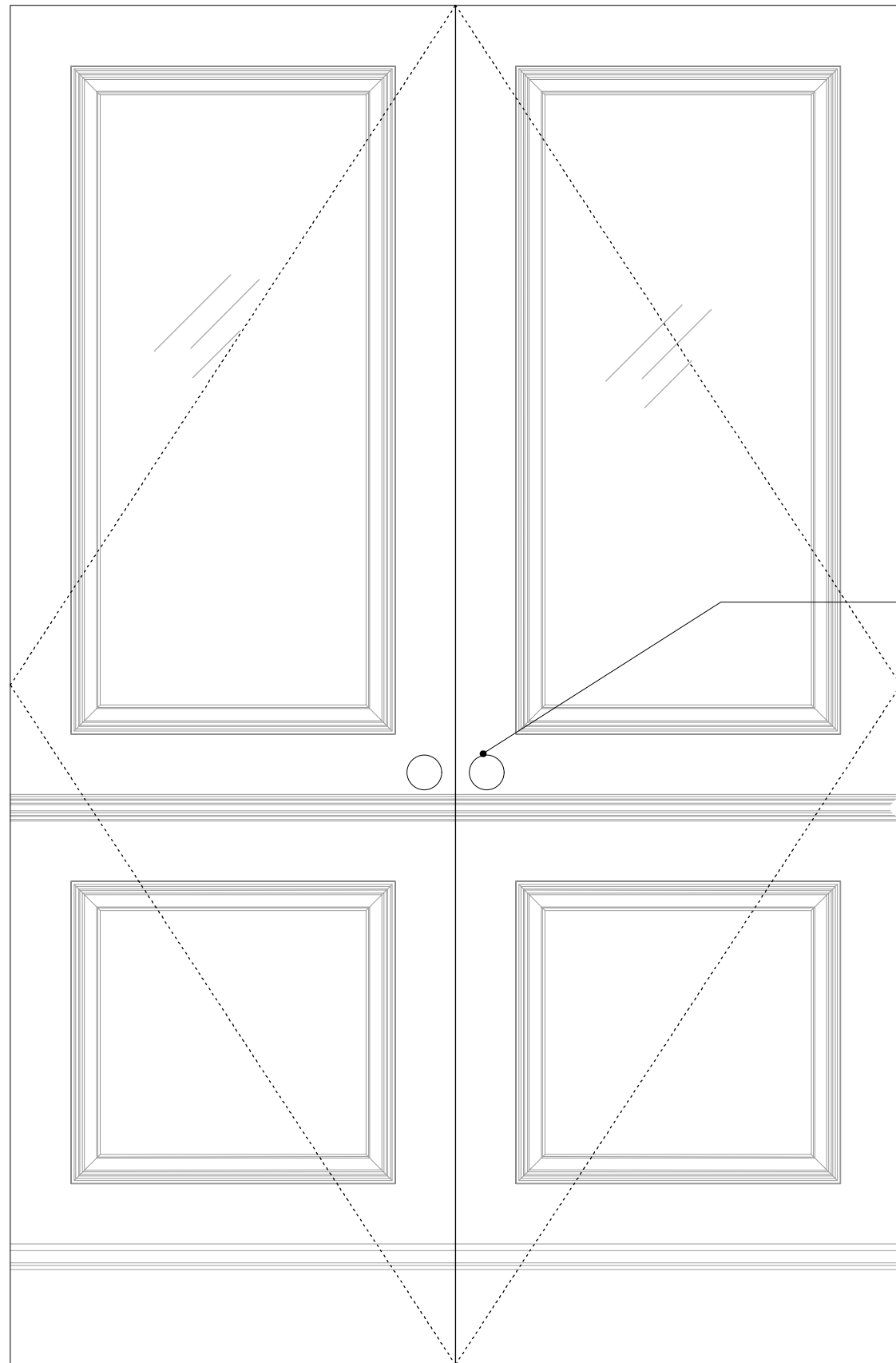
The design and drawings remain the property of Peek Architecture + Design. The client for this project will be licensed to use this design and documents on this site only upon full payment of architectural fees. This license is non-transferable. The design and drawings shall not be reproduced, up-loaded to the internet or traced without the permission of Peek Architecture + Design.

This drawing has been prepared from a survey drawing from Peek Architecture and Design Ltd commissioned by the client. It is VERY IMPORTANT that all dimensions are checked carefully before any work commences or any materials are ordered. If any discrepancies are noticed between this drawing and any other contract document then please contact Peek Architecture + Design immediately.

DO NOT SCALE USE FIGURED DIMENSIONS ONLY
All dimensions to be verified on site prior to the commencement of any work or the production of any shop drawing.

This drawing to be read in conjunction with all related Architect's and Engineer's drawings and any other relevant information.

GENERAL NOTES:



Painted solid timber door raised and fielded panel to match existing wall panel in rest of property

Traditional ironmongery to match aesthetic

Classical rail to match existing wall rails in rest of property

Traditional timber painted skirting to match existing

44



DET 001 REFER TO PL201-2



DATE	REVISION	REVISION COMMENTS:	AUTHOR:	CHECKED:
29/07/22	-	First Issue - Planning conditions	RS	NN

14 GREAT JAMES STREET

DRAWING NAME:
SECOND FLOOR DOUBLE PANELED DOOR S/D4

PROJECT NO: **P1012-14** DRAWING NO: **PL201-1** REVISION: **-** SCALE @ SIZE: **1:10 @ A3**

START DATE: **JULY 2022** FIRST AUTHOR: **NN**



DOUBLE DOOR- ELEVATION
Scale: 1:10

SECTION
Scale: 1:10

COPYRIGHT AND LIABILITY NOTES:

The design and drawings remain the property of Peek Architecture + Design. The client for this project will be licensed to use this design and documents on this site only upon full payment of architectural fees. This license is non-transferable. The design and drawings shall not be reproduced, up-loaded to the internet or traced without the permission of Peek Architecture + Design.

This drawing has been prepared from a survey drawing from Peek Architecture and Design Ltd commissioned by the client. It is VERY IMPORTANT that all dimensions are checked carefully before any work commences or any materials are ordered. If any discrepancies are noticed between this drawing and any other contract document then please contact Peek Architecture + Design immediately.

DO NOT SCALE USE FIGURED DIMENSIONS ONLY
All dimensions to be verified on site prior to the commencement of any work or the production of any shop drawing.

This drawing to be read in conjunction with all related Architect's and Engineer's drawings and any other relevant information.

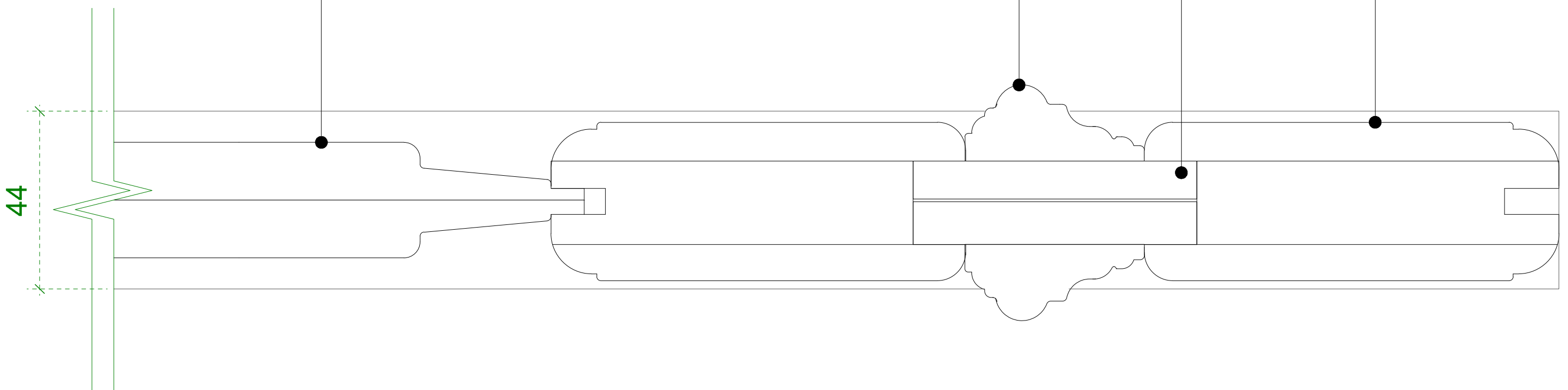
GENERAL NOTES:

Classical raised and fielded painted timber panel to match existing

Classical timber rail to match existing

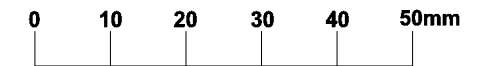
Timber support board

Classical timber painted bull rail frame to match existing



44

DET 001
Scale 1:1



DATE:	REVISION:	REVISION COMMENTS:	AUTHOR:	CHECKED:
28/07/22	-	First Issue - Planning conditions	RS	NN

14 GREAT JAMES STREET

DRAWING NAME:
SECOND FLOOR DOUBLE PANELLED DOOR S/D4

PROJECT NO: **P1012-14** DRAWING NO: **PL201-2** REVISION: **-** SCALE @ SIZE: **1:10 @ A3**

START DATE: **JULY 2022** FIRST AUTHOR: **NN**

PEEK | Architecture + Design Ltd

Address: 12-13 Poland Street, London, W1F 8QB
 Web: www.peekarchitecture.co.uk | Email: georgina@peekarchitecture.co.uk | Tel: 0207 734 3094