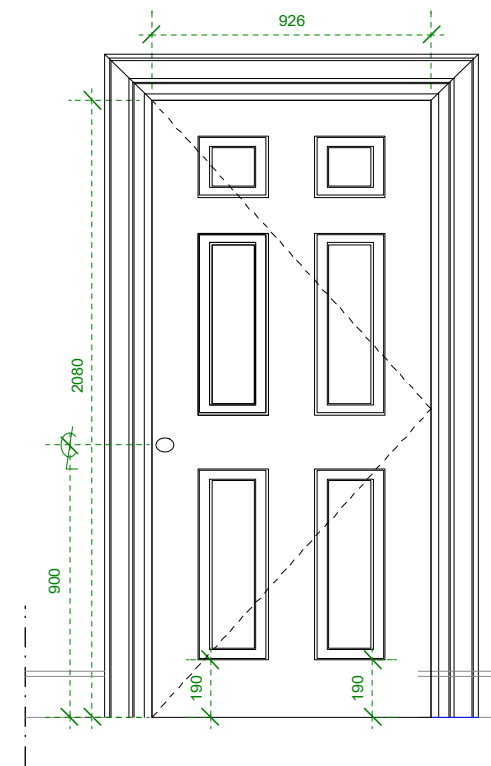
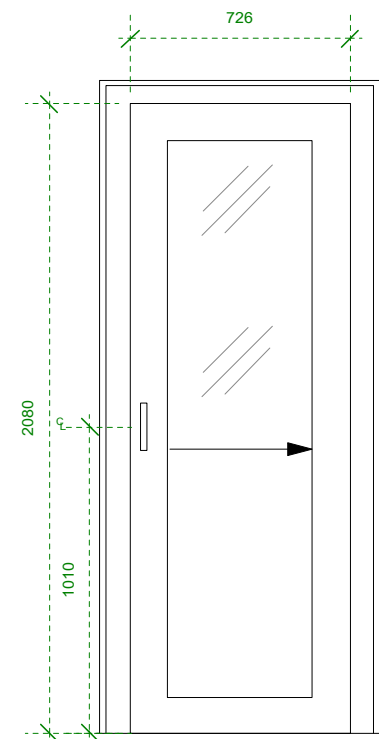
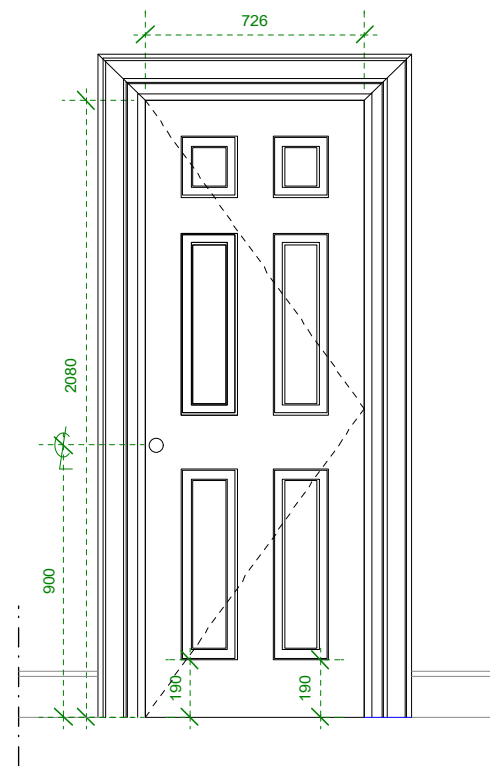


**LOWER GROUND FLOOR - PROPOSED INTERNAL DOORS**



**COPYRIGHT AND LIABILITY NOTES:**

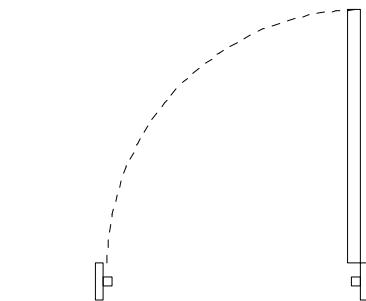
The design and drawings remain the property of Peek Architecture + Design. The client for this project will be licensed to use this design and documents on this site only upon full payment of architectural fees. This license is non-transferable. The design and drawings shall not be reproduced, up-loaded to the internet or traced without the permission of Peek Architecture + Design.

This drawing has been prepared from a survey drawing from Peek Architecture and Design Ltd commissioned by the client. It is VERY IMPORTANT that all dimensions are checked carefully before any work commences or any materials are ordered. If any discrepancies are noticed between this drawing and any other contract document then please contact Peek Architecture + Design immediately.

**DO NOT SCALE USE FIGURED DIMENSIONS ONLY**  
All dimensions to be verified on site prior to the commencement of any work or the production of any shop drawing.

This drawing to be read in conjunction with all related Architect's and Engineer's drawings and any other relevant information.

**GENERAL NOTES:**



**DOOR TYPE 01**  
Scale: 1:25

**Door code -**  
L.D 1

**Finish -** Painted timber, single leaf, 6 panel, standard hinged door with traditional edge bead detail bordering raised and fielded inset panel. To match existing

**Ironmongery -** Refer to Door Supply Schedule  
Allow for -fire rate hinges  
-Door stopper where applicable  
-Thumb turn where applicable and matching key hole where applicable.

**Architrave -** Painted timber traditional architrave

**Fire rated -** 1/2 hour FD, with smoke seals as necessary

*Door swing dependant on location*



**DOOR TYPE 02**  
Scale: 1:25

**Door code -**  
L.D 8

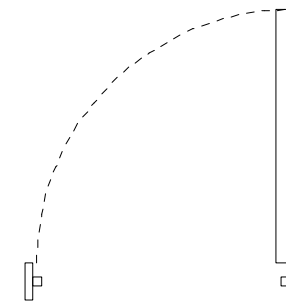
**Finish -** Sliding door, single panel glazed

**Ironmongery -** Refer to Door Supply Schedule  
Allow for -hinges -escutcheon -deadlock and eurocylinders  
-Self closer where applicable  
-Door stopper where applicable  
-Thumb turn where applicable and matching key hole where applicable.

**Architrave -** Painted timber traditional architrave

**Fire rated -** N/A

*Door swing dependant on location*



**DOOR TYPE 03**  
Scale: 1:25

**Door code -**  
L.D 9

**Finish -** Painted timber, single leaf, 6 panel, standard hinged door with traditional edge bead detail bordering raised and fielded inset panel. To match existing

**Ironmongery -** Refer to Door Supply Schedule  
Allow for -fire rate hinges  
-Door stopper where applicable  
-Thumb turn where applicable and matching key hole where applicable.

**Architrave -** Painted timber traditional architrave

**Fire rated -** 1/2 hour FD, with smoke seals as necessary

*Door swing dependant on location*

**KEY**

L.D - Lower ground door



29.07.22	-	First Issue- Planning conditions	RS	NN
<b>DATE:</b>	<b>REVISION:</b>	<b>REVISION COMMENTS:</b>	<b>AUTHOR:</b>	<b>CHECKED:</b>

**14 GREAT JAMES STREET**

DRAWING NAME:

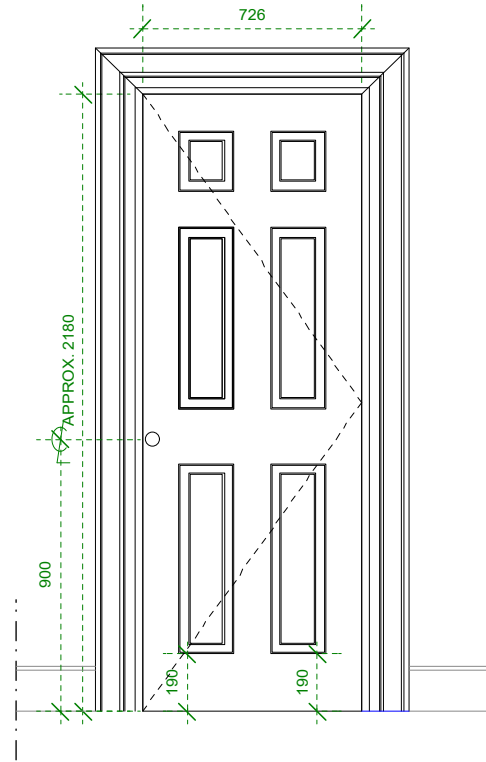
**PROPOSED INTERNAL DOOR SCHEDULE  
LOWER GROUND FLOOR**

PROJECT NO: **P1012-14** DRAWING NO: **PL200-1** REVISION: SCALE @ SIZE: **1:25 @ A3**

START DATE: **JULY 2022** FIRST AUTHOR: **RS**



**GROUND FLOOR - PROPOSED INTERNAL DOORS**



**DOOR TYPE 05**  
Scale: 1:25

**Door code -**  
G.D 11

**Finish -** Painted timber, single leaf, 6 panel, standard hinged door with traditional edge bead detail bordering raised and fielded inset panel. To match existing

**Ironmongery -** Refer to Door Supply Schedule  
Allow for -fire rate hinges  
-Door stopper where applicable  
-Thumb turn where applicable and matching key hole where applicable.

**Architrave -** Painted timber traditional architrave

**Fire rated -** 1/2 hour FD, with smoke seals as necessary

*Door swing dependant on location*

**COPYRIGHT AND LIABILITY NOTES:**

The design and drawings remain the property of Peek Architecture + Design. The client for this project will be licensed to use this design and documents on this site only upon full payment of architectural fees. This license is non-transferable. The design and drawings shall not be reproduced, up-loaded to the internet or traced without the permission of Peek Architecture + Design.

This drawing has been prepared from a survey drawing from Peek Architecture and Design Ltd commissioned by the client. It is VERY IMPORTANT that all dimensions are checked carefully before any work commences or any materials are ordered. If any discrepancies are noticed between this drawing and any other contract document then please contact Peek Architecture + Design immediately.

**DO NOT SCALE USE FIGURED DIMENSIONS ONLY**  
All dimensions to be verified on site prior to the commencement of any work or the production of any shop drawing.

This drawing to be read in conjunction with all related Architect's and Engineer's drawings and any other relevant information.

**GENERAL NOTES:**

**KEY**

G.D - Ground floor door

**1.25 @ A3** 0 250 500 750 MM

29.07.22	-	First Issue- Planning conditions	RS	NN
<b>DATE:</b>	<b>REVISION:</b>	<b>REVISION COMMENTS:</b>	<b>AUTHOR:</b>	<b>CHECKED:</b>

**14 GREAT JAMES STREET**

DRAWING NAME:

**PROPOSED INTERNAL DOOR SCHEDULE**  
*GROUND FLOOR*

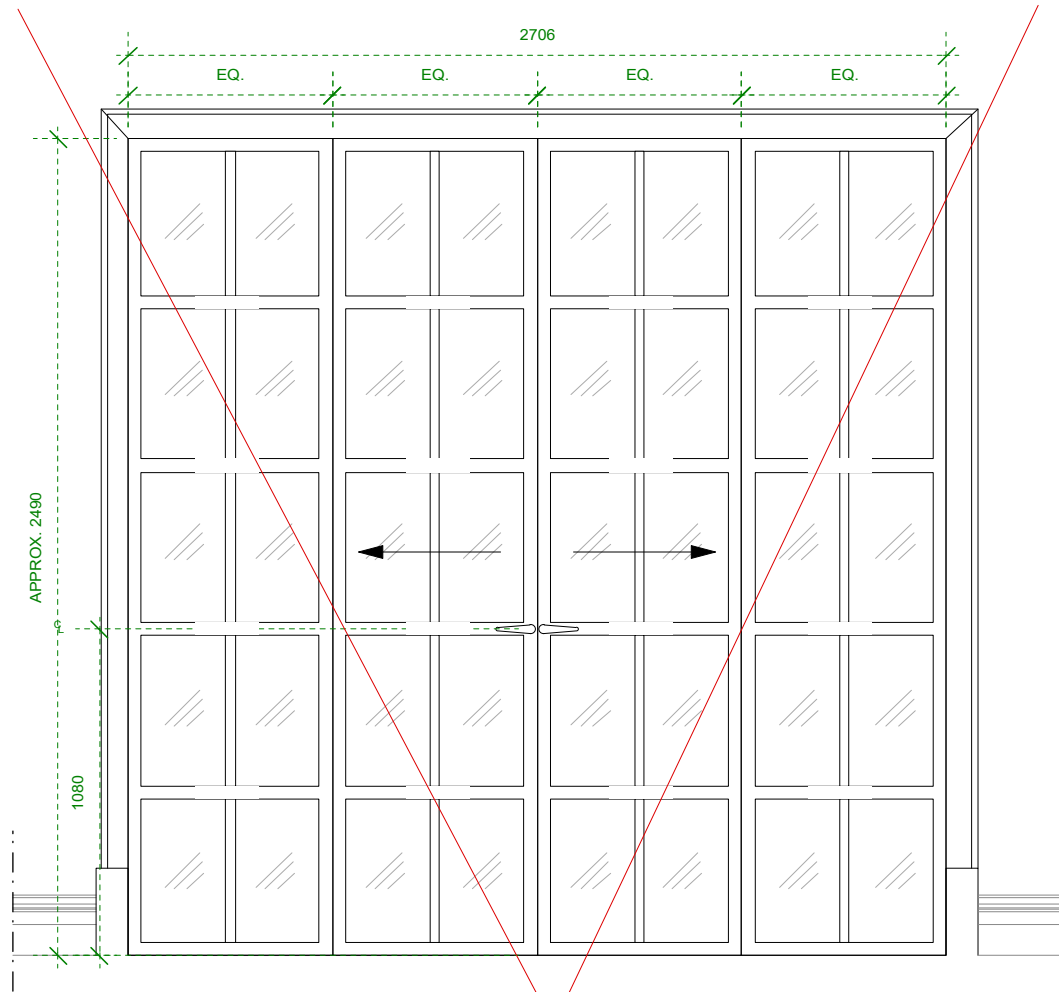
PROJECT NO: **P1012-14** DRAWING NO: **PL200-2** REVISION: **-** SCALE @ SIZE: **1:25 @ A3**

START DATE: **JULY 2022** FIRST AUTHOR: **RS**

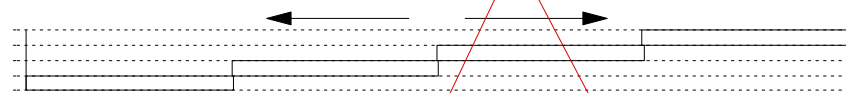
**PEEK** | Architecture + Design Ltd

Address: 12-13 Poland Street, London, W1F 8QB  
Web: www.peekarchitecture.co.uk | Email: georgina@peekarchitecture.co.uk | Tel: 0207 734 3094

**FIRST FLOOR - PROPOSED INTERNAL DOORS**



Omitted



**DOOR TYPE 07**  
Scale: 1:25

**Door code -**  
F/D 3

**Finish - Fit into existing opening -**  
glazed timber and glazed sliding panels to sub-divide reception from study

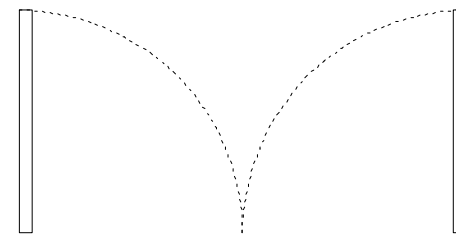
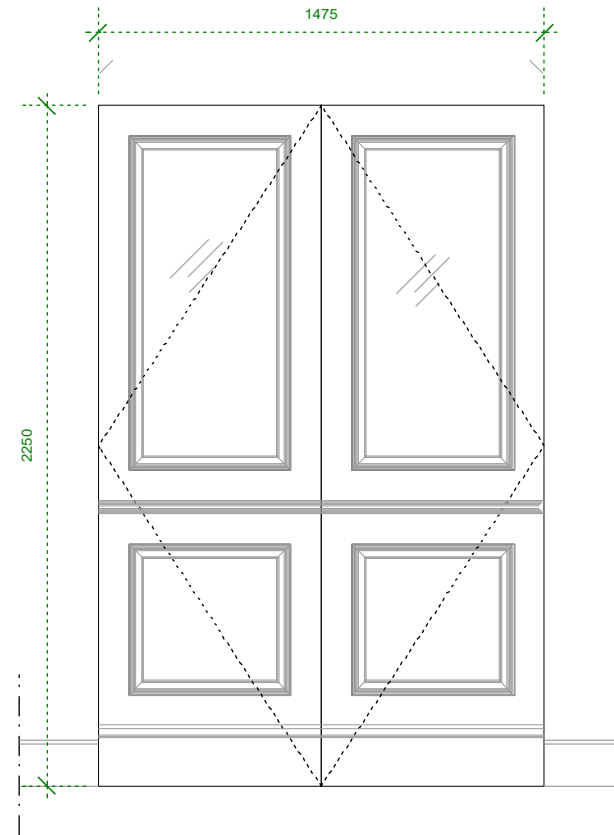
**Ironmongery -** Refer to Door Supply Schedule  
Allow for -hinges -escutcheon -deadlock and eurocylinders  
-Self closer where applicable  
-Door stopper where applicable  
-Thumb turn where applicable and matching key hole where applicable.

**Architrave -** Painted timber traditional architrave

**Fire rated -** 1/2 hour FD, with smoke seals as necessary

*Door swing dependant on location*

**SECOND FLOOR - PROPOSED INTERNAL DOORS**



**DOOR TYPE 08**  
Scale: 1:25

**Door code -**  
S.D 4

**Finish -** Painted timber, double leaf, raised and filed inset panel, classical rail -Door leaf to match wall panel

**Ironmongery -** Refer to Door Supply Schedule  
Allow for -hinges -escutcheon -deadlock and eurocylinders  
-Self closer where applicable  
-Door stopper where applicable  
-Thumb turn where applicable and matching key hole where applicable.

**Architrave -** Painted timber traditional architrave

**Fire rated -** 1/2 hour FD, with smoke seals as necessary

*Door swing dependant on location*

**COPYRIGHT AND LIABILITY NOTES:**

The design and drawings remain the property of Peek Architecture + Design. The client for this project will be licensed to use this design and documents on this site only upon full payment of architectural fees. This license is non-transferable. The design and drawings shall not be reproduced, up-loaded to the internet or traced without the permission of Peek Architecture + Design.

This drawing has been prepared from a survey drawing from Peek Architecture and Design Ltd commissioned by the client. It is VERY IMPORTANT that all dimensions are checked carefully before any work commences or any materials are ordered. If any discrepancies are noticed between this drawing and any other contract document then please contact Peek Architecture + Design immediately.

**DO NOT SCALE USE FIGURED DIMENSIONS ONLY**  
All dimensions to be verified on site prior to the commencement of any work or the production of any shop drawing.


This drawing to be read in conjunction with all related Architect's and Engineer's drawings and any other relevant information.

**GENERAL NOTES:**

**KEY**

F.D - First floor door  
S.D - Second floor door

1.25 @ A3



DATE:	REVISION:	REVISION COMMENTS:	AUTHOR:	CHECKED:
29.07.22	-	First Issue- Planning conditions	RS	NN

**14 GREAT JAMES STREET**

DRAWING NAME:

**PROPOSED INTERNAL DOOR SCHEDULE  
FIRST + SECOND FLOOR**

PROJECT NO: **P1012-14** DRAWING NO: **PL200-3** REVISION: **-** SCALE @ SIZE: **1:25 @ A3**

START DATE: **JULY 2022** FIRST AUTHOR: **RS**



**THIRD FLOOR - PROPOSED INTERNAL DOORS**

**COPYRIGHT AND LIABILITY NOTES:**

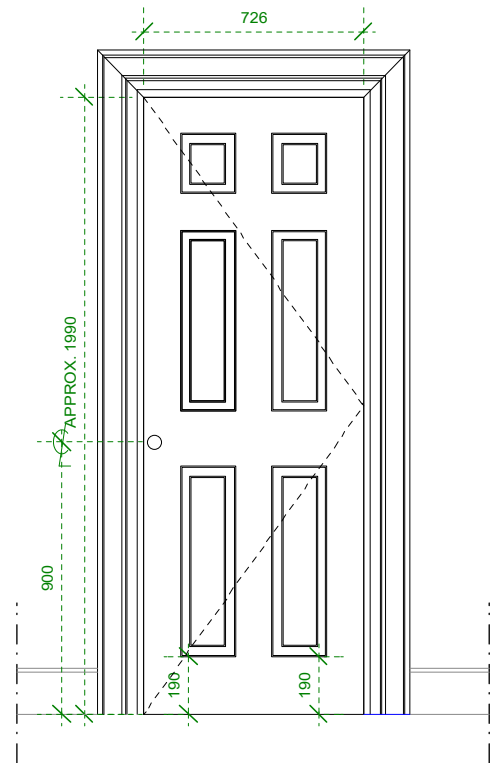
The design and drawings remain the property of Peek Architecture + Design. The client for this project will be licensed to use this design and documents on this site only upon full payment of architectural fees. This license is non-transferable. The design and drawings shall not be reproduced, up-loaded to the internet or traced without the permission of Peek Architecture + Design.

This drawing has been prepared from a survey drawing from Peek Architecture and Design Ltd commissioned by the client. It is VERY IMPORTANT that all dimensions are checked carefully before any work commences or any materials are ordered. If any discrepancies are noticed between this drawing and any other contract document then please contact Peek Architecture + Design immediately.

**DO NOT SCALE USE FIGURED DIMENSIONS ONLY**  
All dimensions to be verified on site prior to the commencement of any work or the production of any shop drawing.

This drawing to be read in conjunction with all related Architect's and Engineer's drawings and any other relevant information.

**GENERAL NOTES:**



**DOOR TYPE 09**  
Scale: 1:25

**Door code -**  
T.D 2  
T.D 3  
T.D 4  
T.D 5

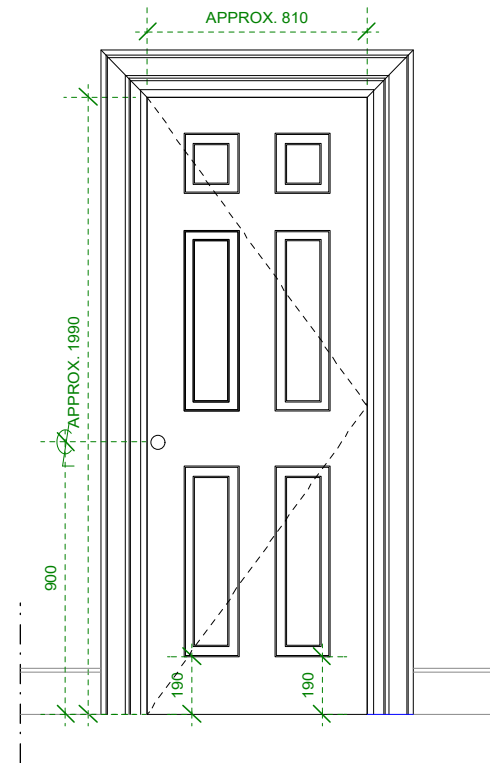
**Finish -** Painted timber, single leaf, 6 panel, standard hinged door with traditional edge bead detail bordering raised and fielded inset panel. To match existing

**Ironmongery -** Refer to Door Supply Schedule  
Allow for -fire rate hinges  
-Door stopper where applicable  
-Thumb turn where applicable and matching key hole where applicable.

**Architrave -** Painted timber traditional architrave

**Fire rated -** 1/2 hour FD, with smoke seals as necessary

*Door swing dependant on location*



**DOOR TYPE 10**  
Scale: 1:25

**Door code -**  
T.D 6

**Finish -** Painted timber, single leaf, 6 panel, standard hinged door with traditional edge bead detail bordering raised and fielded inset panel. To match existing

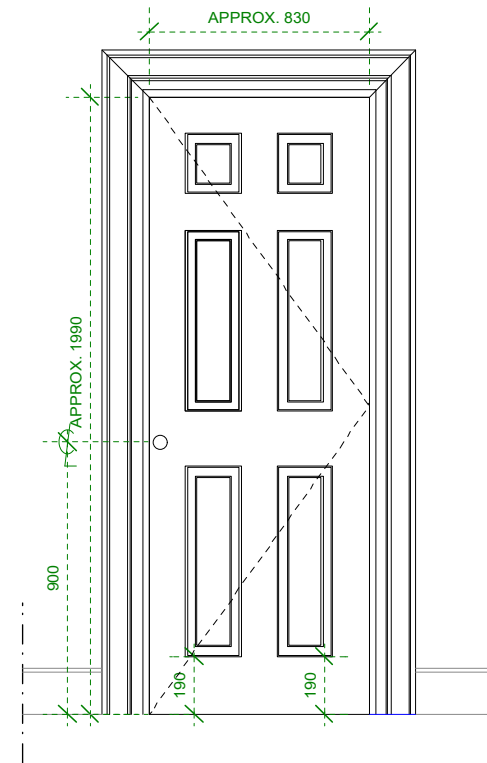
**Ironmongery -** Refer to Door Supply Schedule  
Allow for -fire rate hinges  
-Door stopper where applicable  
-Thumb turn where applicable and matching key hole where applicable.

**Architrave -** Painted timber traditional architrave

**Fire rated -** 1/2 hour FD, with smoke seals as necessary

*Door swing dependant on location*

\*Existing door opening, dimension to be checked by contractor



**DOOR TYPE 11**  
Scale: 1:25

**Door code -**  
T.D 1

**Finish -** Painted timber, single leaf, 6 panel, standard hinged door with traditional edge bead detail bordering raised and fielded inset panel. To match existing

**Ironmongery -** Refer to Door Supply Schedule  
Allow for -fire rate hinges  
-Door stopper where applicable  
-Thumb turn where applicable and matching key hole where applicable.

**Architrave -** Painted timber traditional architrave

**Fire rated -** 1/2 hour FD, with smoke seals as necessary

*Door swing dependant on location*

\*Existing door opening, dimension to be checked by contractor

**KEY**

T.D - Third floor door

**1.25 @ A3** 0 250 500 750 MM

DATE:	REVISION:	REVISION COMMENTS:	AUTHOR:	CHECKED:
29.07.22	-	First Issue- Planning conditions	RS	NN

**14 GREAT JAMES STREET**

DRAWING NAME:

**PROPOSED INTERNAL DOOR SCHEDULE  
THIRD FLOOR**

PROJECT NO: **P1012-14** DRAWING NO: **PL200-4** REVISION: - SCALE @ SIZE: **1:25 @ A3**

START DATE: **JULY 2022** FIRST AUTHOR: **RS**

**PEEK** | Architecture + Design Ltd

Address: 12-13 Poland Street, London, W1F 8QB  
Web: www.peekarchitecture.co.uk | Email: georgina@peekarchitecture.co.uk | Tel: 0207 734 3094