




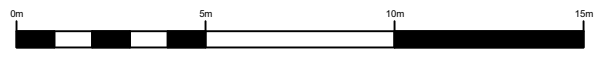



Site Measurements not to be taken from drawings.  
 Contractor to confirm all dimensions.  
 HDD not liable for seeking relevant planning authority  
 permissions (including LBC) unless specifically directed by  
 the client



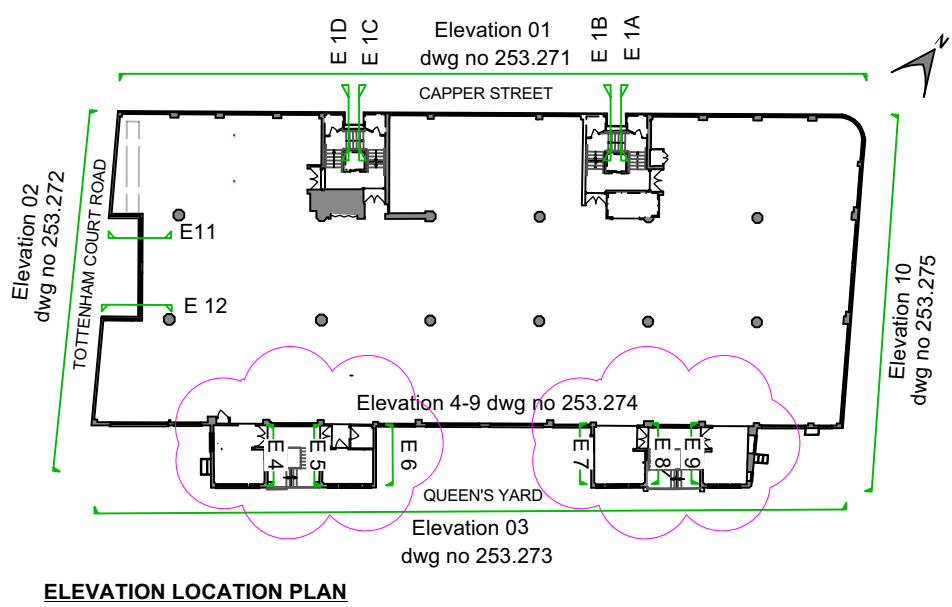
ELEVATION 3

-  \* Existing openable windows that open onto escape routes within 1.8m horizontally or anywhere below the stair should be replaced with non openable glazed panel
- \* Existing georgian wired glass to be replaced with toughened glass
-  Green indicates window openers
-  Blue indicates replacement / new
-  Intake air duct to replace existing glazed panel
-  First pane of each window to be toughened glass to ensure compliance with reduced FFL to cill height



**Proposed Rear Elevation 03**

Shropshire House  
 1:100 @A3



ELEVATION LOCATION PLAN

-	11.07.22	First Issue	CMD
No.	Date	Revisions / Submissions	Revised by



HamburyHirdDesign

Design Firm  
**HamburyHird Design Ltd.**  
 50-52 Wellsway  
 Bath  
 BA2 4SA  
 Telephone: 01225 336004

Stage  
**PLANNING**

Project Title  
**Shropshire House**  
 11-20 Capper Street  
 London.WC1E 6JA

Drawing Title  
 Proposed Rear Elevation 03

Project Manager	RH	Project ID	253
Drawn By	CMD	CAD File Name	253.100.01 Proposed External Elevations- Shropshire House.vwx
Reviewed By	RH	Drawing No.	<b>253.273</b>
Date			
Scale	1:200 @ A3		
	1:100 @ A1		