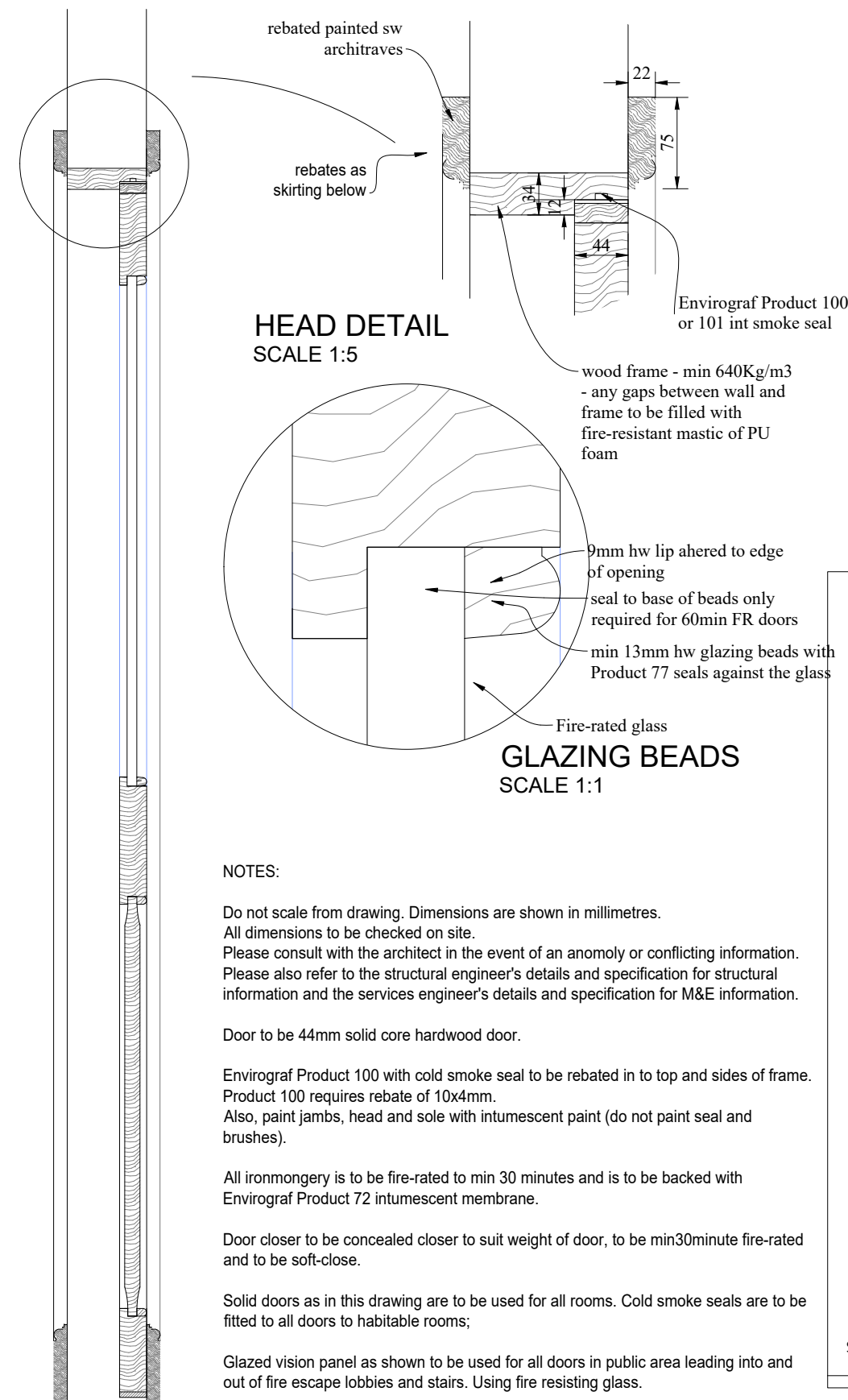


DOOR IN ELEVATION
SCALE 1:10

* All dimensions of the existing opening to be checked on site and adjust accordingly.



HEAD DETAIL
SCALE 1:5

GLAZING BEADS
SCALE 1:1

NOTES:

Do not scale from drawing. Dimensions are shown in millimetres.
All dimensions to be checked on site.
Please consult with the architect in the event of an anomaly or conflicting information.
Please also refer to the structural engineer's details and specification for structural information and the services engineer's details and specification for M&E information.

Door to be 44mm solid core hardwood door.

Envirograf Product 100 with cold smoke seal to be rebated in to top and sides of frame. Product 100 requires rebate of 10x4mm.
Also, paint jambs, head and sole with intumescent paint (do not paint seal and brushes).

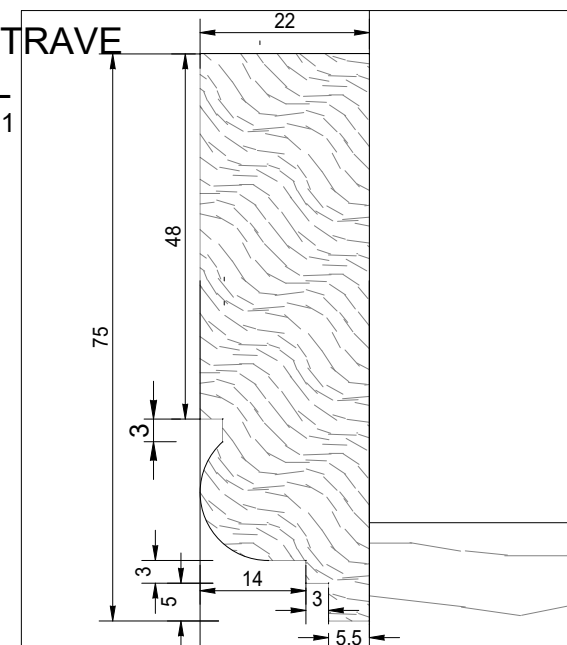
All ironmongery is to be fire-rated to min 30 minutes and is to be backed with Envirograf Product 72 intumescent membrane.

Door closer to be concealed closer to suit weight of door, to be min30minute fire-rated and to be soft-close.

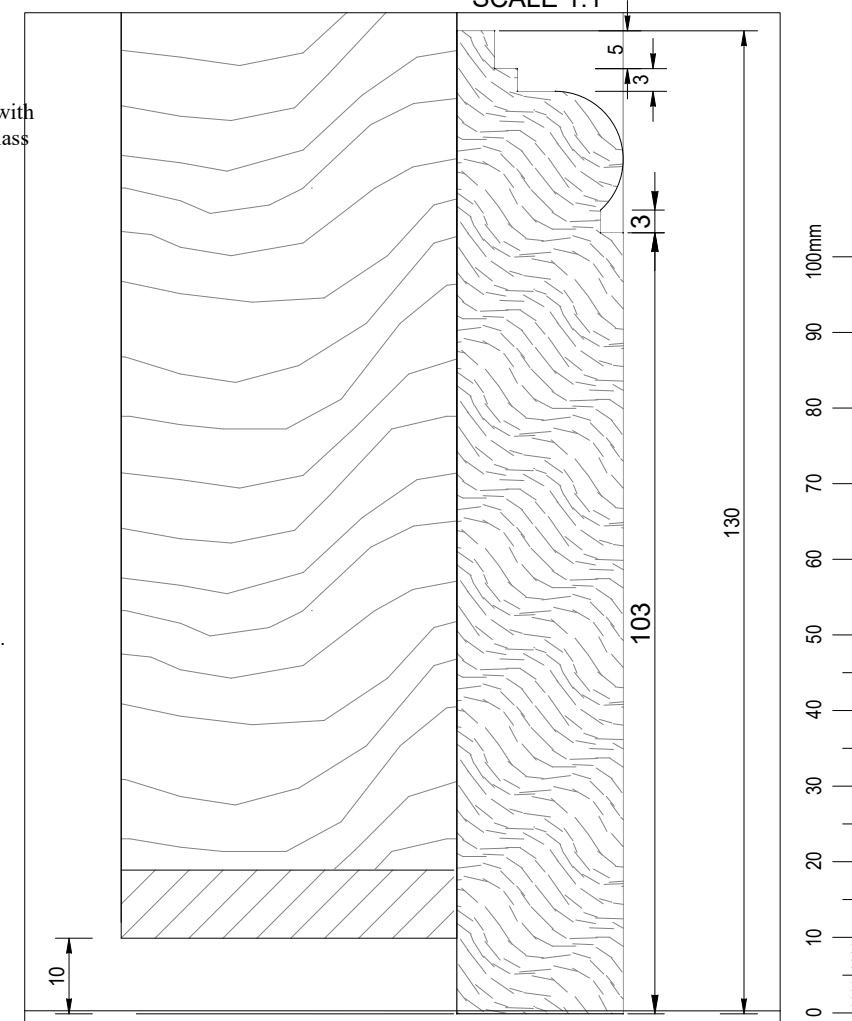
Solid doors as in this drawing are to be used for all rooms. Cold smoke seals are to be fitted to all doors to habitable rooms;

Glazed vision panel as shown to be used for all doors in public area leading into and out of fire escape lobbies and stairs. Using fire resisting glass.

ARCHITRAVE
DETAIL
SCALE 1:1



SKIRTING DETAIL
SCALE 1:1



BASE OF DOOR SCALE 1:1

P.H.D. ASSOCIATES

BRAEMAR HOUSE
WATER LANE
STANSTED, ESSEX
CM24 8BJ

TEL: 01279 817342

EMAIL: INFO@PHDASSOCIATES.CO.UK



Project

Oxford House Hostel,
Tavistock Place, London
WC1H 9RE

Drawing

Joinery Details
Internal door FD30/60S VP- Stairwell

Date

18/08/2022

Drawn By

VM/SHD

Scale

1:10/1@A3

Drawing Number

2105-BC-J-010

(-)