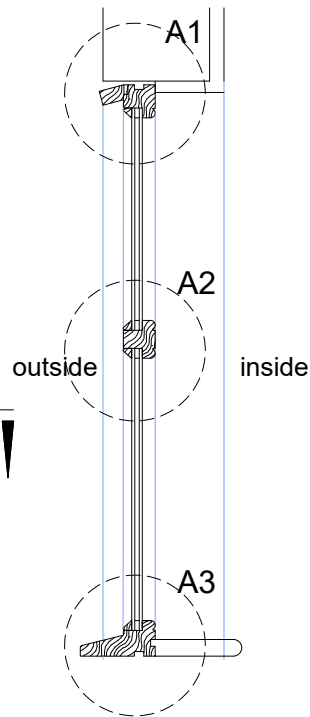
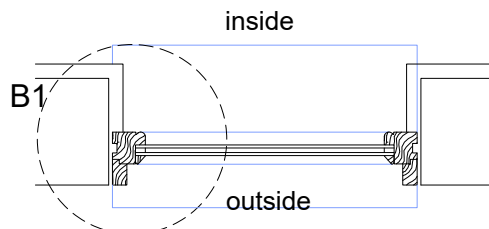


External Elevation



Section AA



Section BB

1:10 SCALE (mm)
0 100 200 300 400 500

NOTES:


1. Glass to match the existing in weight and thickness..
2. Unless otherwise stated, joinery is to be in hardwood from a sustainable source.
3. All opening casements to be weatherstopped.
5. Please refer to dwg No 2105/BC/J/105 for large scale details
6. All dimensions to be checked on site prior to fabrication.

P.H.D. ASSOCIATES

BRAEMAR HOUSE
WATER LANE
STANSTED, ESSEX
CM24 8BJ

TEL: 01279 817342
FAX: 01279 647086

EMAIL: INFO@PHDASSOCIATES.CO.UK



Project **Oxford House Hostel**
Tavistock Place, London
WC1H 9RE

Drawing **Joinery Details - Proposed**
New fixed window W-1-11 & 12

Date **18-08-2022**

Drawn By **SHD/ADC/VM**

Scale **1-10at A4**

Drawing Number
2105/BC/J/005