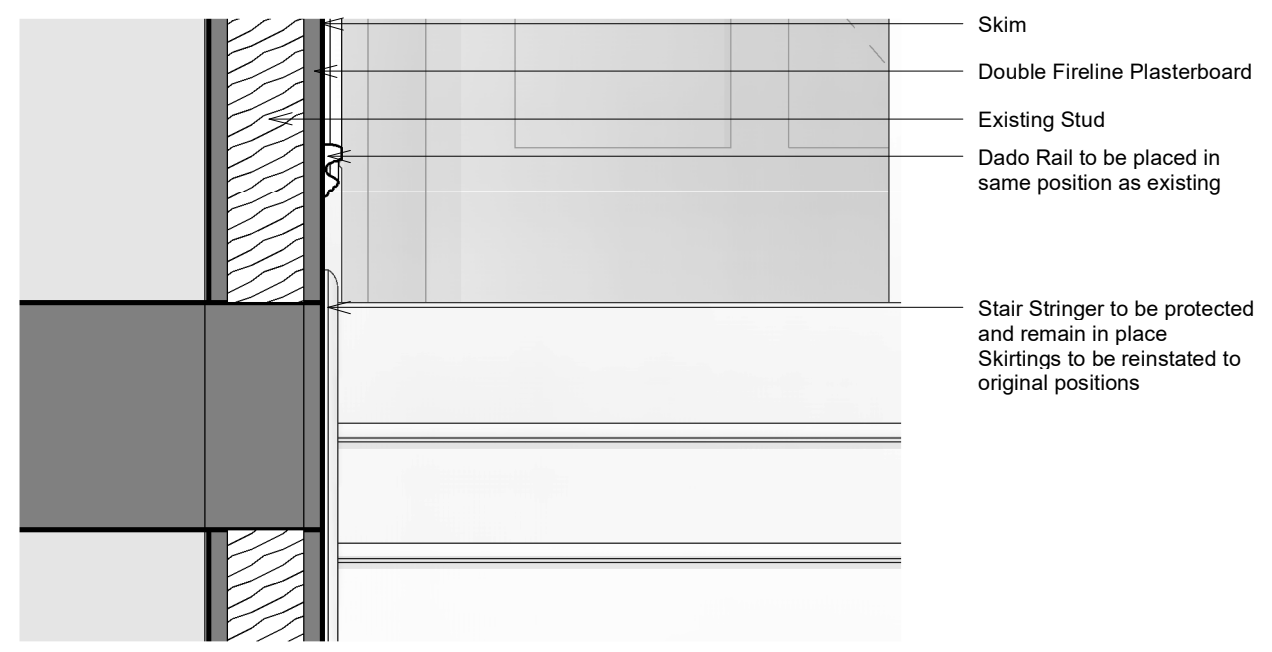


01
A106

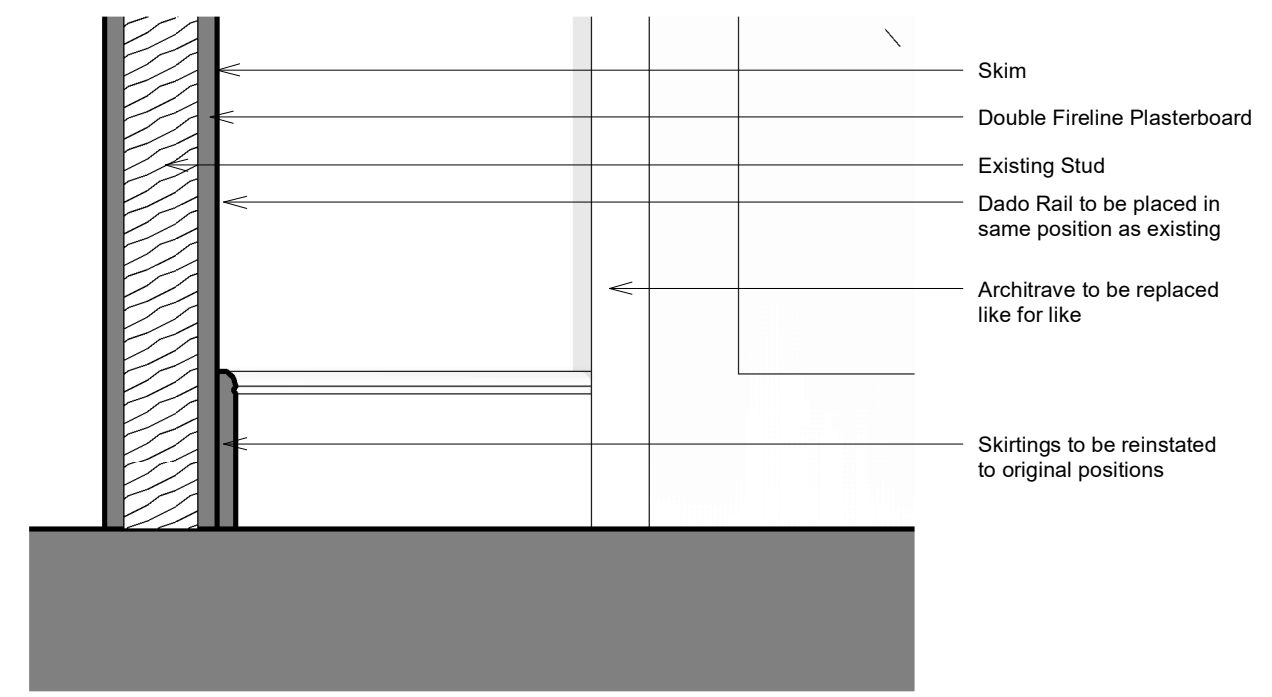
Double Fireline Plasterboard
New 76-38 Flight Support
Please refer to
Engineer's Drawings 37740

1 Proposed Section A-A
1 : 50


Wall Thickness to be the same as the existing



01 Detail 01
1 : 10



2 Detail 02
1 : 10



Notes:
Contractors are responsible for the verification of all dimensions on site and the architect is to be informed of any discrepancy. Do not scale from this drawing. All Dimensions to be checked on Site

Legend/Site:

North:

Status

No			
		Adecon	12/07/2022

Rev	Description	Issued By	Date

Consultant:

Project Name:

4 Handel, St London, WC1N 1PB

Sheet Name:

A4069_106/R01_Proposed Section A-A

Client: Owner	Discipline Architecture	Purpose of Issue:
------------------	----------------------------	-------------------

Drawn By: Author	Scale @ A3: As indicated	Date 12/07/2022
---------------------	-----------------------------	--------------------

Drawing Number:	Rev.
-----------------	------