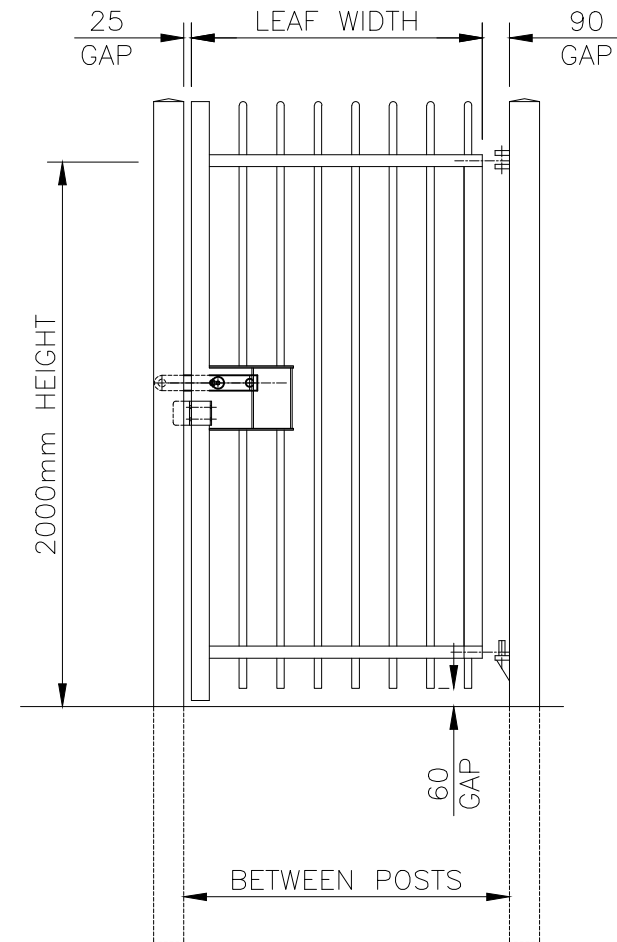
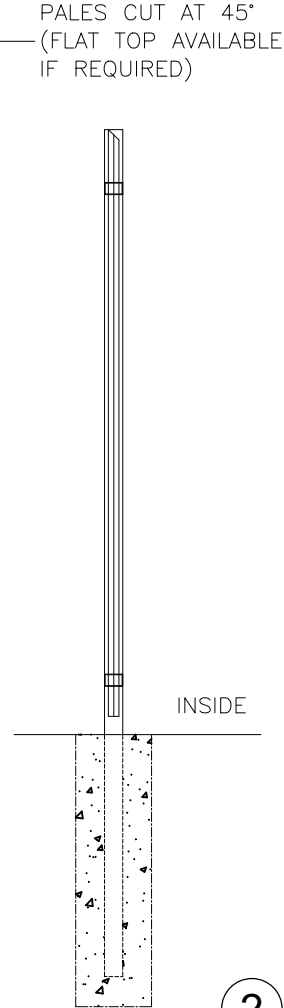
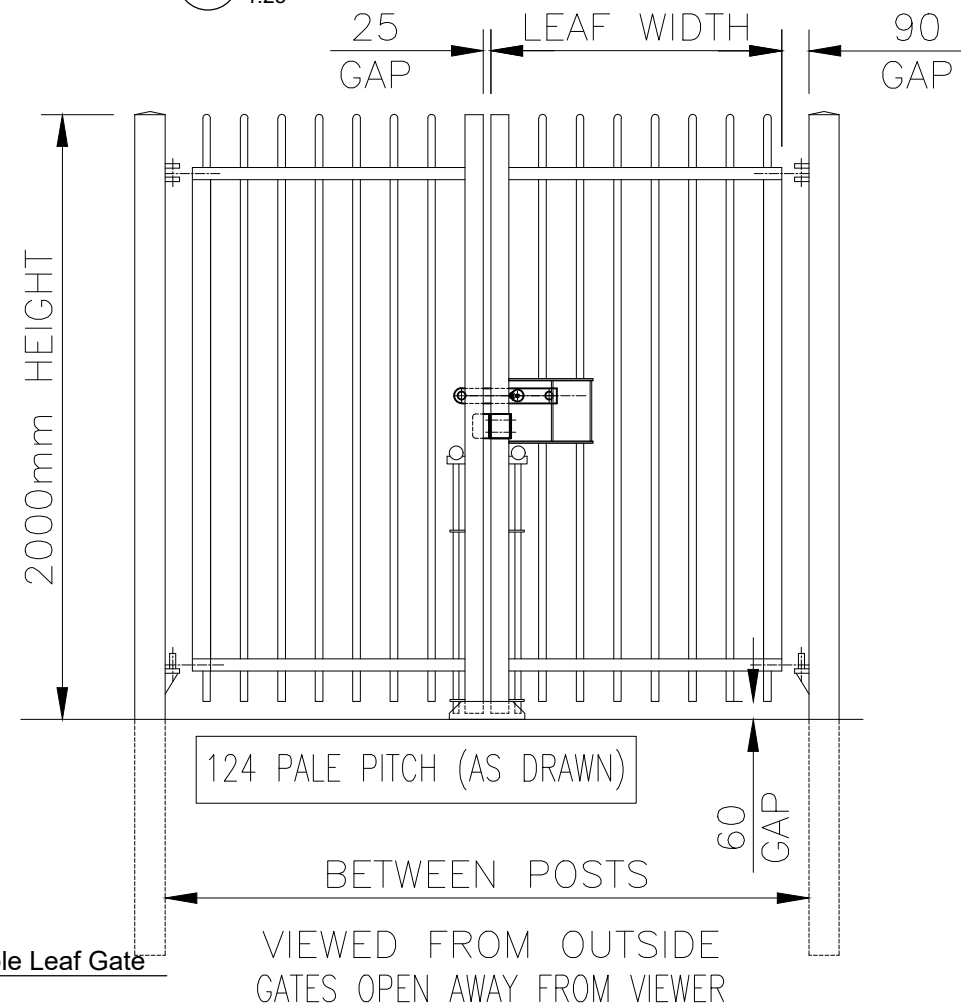


1 2.0m Metal Railing
1:25

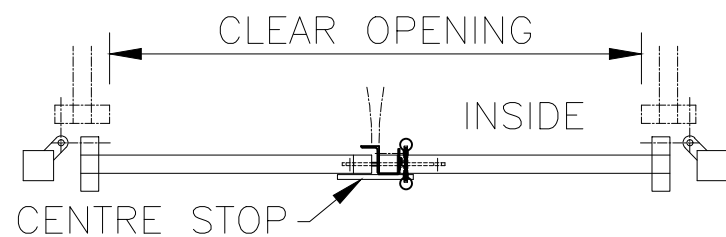


2 2.0m Metal Railing Single Leaf Gate
1:25



3 2.0m Metal Railing Double Leaf Gate
1:25

GATES SECURED USING PADLOCKABLE SLIDE LATCH (PADLOCK NOT SUPPLIED)
FOR OPTIONAL KEY LOCK REFER TO DRAWING J1/02111 FOR DETAILS.



Notes
Do not scale from this drawing.
All dimensions are drawn in millimetres.
Drawing & design copyright LUC.
Reproduction of this drawing in whole or in part is prohibited without prior permission.

NOTES.
ALL DIMENSIONS ARE IN mm (UNO)
GAPS UNDER FENCING ARE
NOMINAL DUE TO GROUND LEVELS.
FOUNDATION SIZES ARE DEPENDANT
UPON SITE CONDITIONS.

MATERIALS.
FENCE POST: 60 x 60 SHS (TYPICAL)
(ASSESSED TO SUIT SITE LOCATION)
RAILS: 60 x 40 RHS
PALES: 25 x 25 SHS

FINISH.
GALVANISED TO BS EN ISO 1461
POWDER COATED: BLACK

SECURITY.
Client / TMO to confirm prior to procurement the
extents of security requirements for each gate.
For example:

- key access (and number of keys to be provided)
- fob access (and number of fobs to be provided)
- any requirement for signage to residents

Client / TMO to confirm any requirement for
self-closing mechanisms prior to procurement.

A	07.07.22	First Issue	RS	AM
Iss	Date	Description	Drm	Chk
0 1 2 3m				

<div>LUC</div> <div>LUC London 250 Waterloo Road, London, SE1 8RD +44 (0)20 7383 5784 london@landuse.co.uk www.landuse.co.uk</div>		
Project Godwin and Crowndale Landscape Improvements		
Client London Borough of Camden		
Scale @ A3 1:25	Status Tender	
Drawing Title Metal Railing and Gate Detail		
Job Nr 11906	Drawing Nr 11906-LD-DET-603	Issue T01