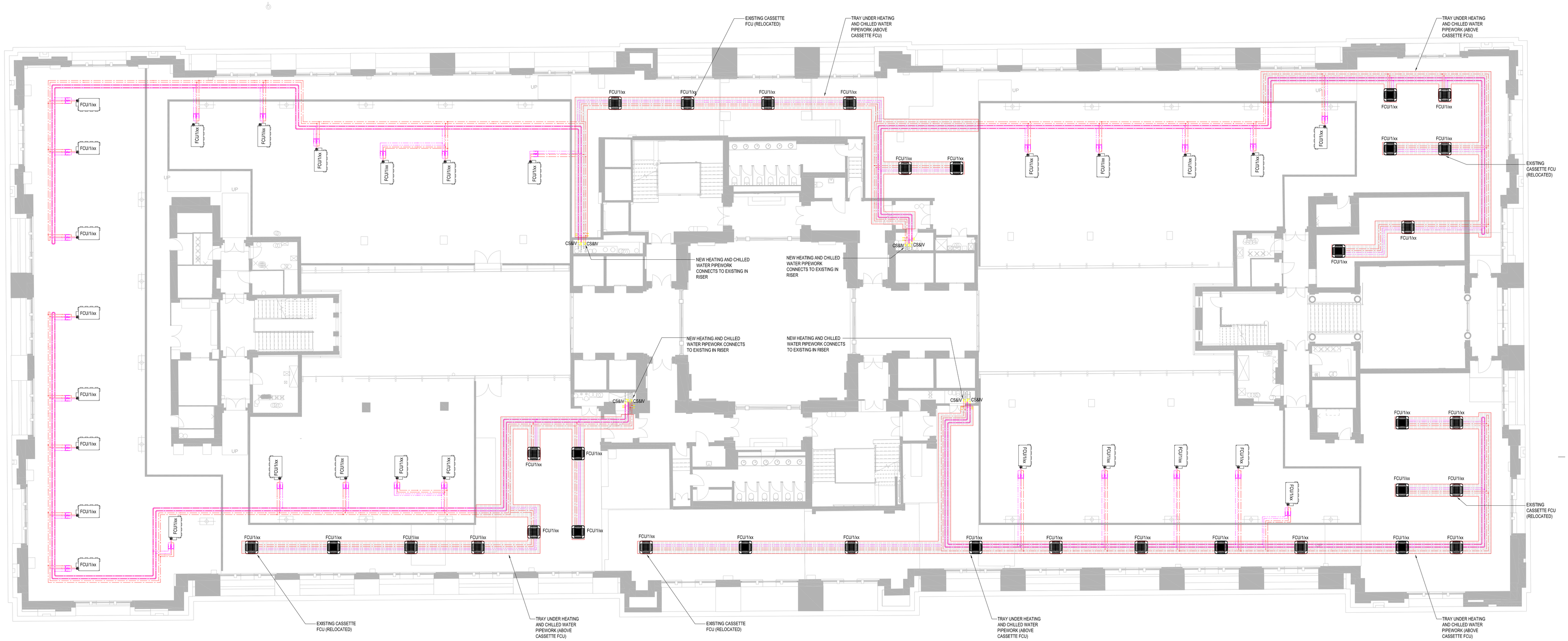

LEGEND

FCU/1/XX	FAN COIL UNIT MOUNTED WITHIN CEILING VOID
	EXISTING RELOCATED CASSETTE FAN COIL UNIT
	HEATING AND CHILLED WATER PIPEWORK WITHIN TRAY
	HEATING AND CHILLED WATER PIPEWORK WITHIN CEILING VOID

SUIT- REV	DATE	DESCRIPTION	DRN	CHK
S2-P02	22/07/2022	BACKGROUND CHANGED & SERVICES UPDATED TO SUIT. INFORMATION ISSUE	T.S	M.T
S2-P01	10/06/2022	INFORMATION ISSUE	A.G	M.T

STATUS

INFORMATION

THIS DRAWING IS COPYRIGHT. DO NOT SCALE FROM DRAWING.
THE CONTRACTOR AND THEIR SUB-CONTRACTORS ARE TO VERIFY ALL DIMENSIONS ON SITE BEFORE MAKING SHOP DRAWINGS OR COMMENCING MANUFACTURE.

KJ TAIT ENGINEERS
1 Fitzroy Square
London W1T 5HF
T: +44 (0) 207 388 0952
E: london@kjtait.com
W: www.kjtait.com

PROJECT INFORMATION

CLIENT: OXFORD VICTORIA HOUSE DEVELOPMENT Ltd

PROJECT: VICTORIA HOUSE, LONDON, WC1B 4DA

DRAWING INFORMATION

DRAWING TITLE: LEVEL 1, HEATING AND CHILLED WATER LAYOUT

DESIGNED BY	A.G	DATE	JUNE'22
DRAWN BY	T.S	KJT JOB No.	L3221
SCALE	1:100@A0		

JOB CODE	ORIGIN-VOL-LEVEL-TYPE-ROLE-CLASS NUMBER	SUIT- REV
L3221	KJT-ZZ-01-DR-M-5501	S2-P02

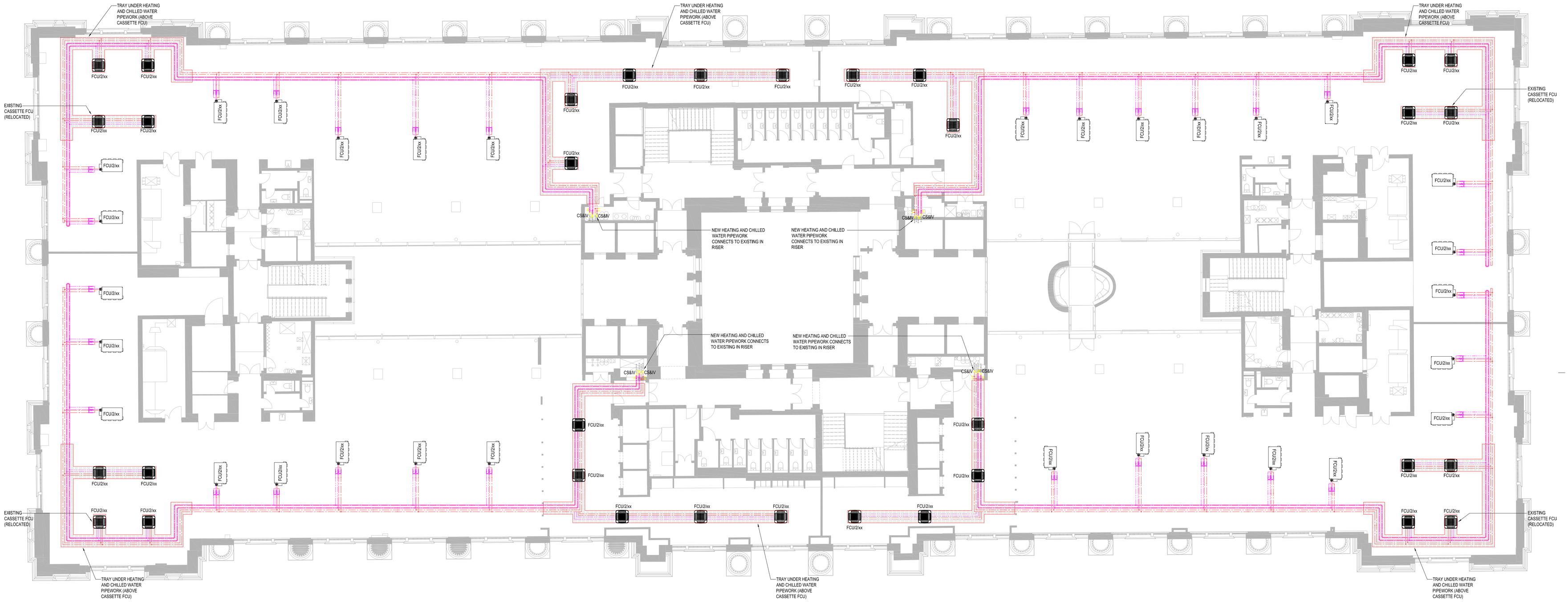

LEGEND

FCU/?/XX	FAN COIL UNIT MOUNTED WITHIN CEILING VOID
	EXISTING RELOCATED CASSETTE FAN COIL UNIT
	HEATING AND CHILLED WATER PIPEWORK WITHIN TRAY
	HEATING AND CHILLED WATER PIPEWORK WITHIN CEILING VOID

SUIT- REV	DATE	DESCRIPTION	DRN	CHK
S2-P02	20/07/2022	BACKGROUND CHANGED & SERVICES UPDATED TO SUIT. INFORMATION ISSUE	T.S	M.T
S2-P01	10/06/2022	INFORMATION ISSUE	A.G	M.T

STATUS

INFORMATION

THIS DRAWING IS COPYRIGHT. DO NOT SCALE FROM DRAWING.
THE CONTRACTOR AND THEIR SUB-CONTRACTORS ARE TO VERIFY ALL DIMENSIONS ON SITE BEFORE MAKING SHOP DRAWINGS OR COMMENCING MANUFACTURE.

KJ TAIT ENGINEERS
1 Fitzroy Square
London W1T 5HF
T: +44 (0) 207 388 0952
E: london@kjtait.com
W: www.kjtait.com

PROJECT INFORMATION

CLIENT / PROJECT: OXFORD VICTORIA HOUSE DEVELOPMENT Ltd
VICTORIA HOUSE, LONDON, WC1B 4DA

DRAWING INFORMATION

DRAWING TITLE: LEVEL 2, HEATING AND CHILLED WATER LAYOUT

DESIGNED BY	A.G	DATE	JUNE'22
DRAWN BY	T.S	KJT JOB No.	L3221
SCALE	1:100@A0		

JOB CODE	ORIGIN-VOL-LEVEL-TYPE-ROLE-CLASS NUMBER	SUIT- REV
L3221	KJT-ZZ-02-DR-M-5501	S2-P02

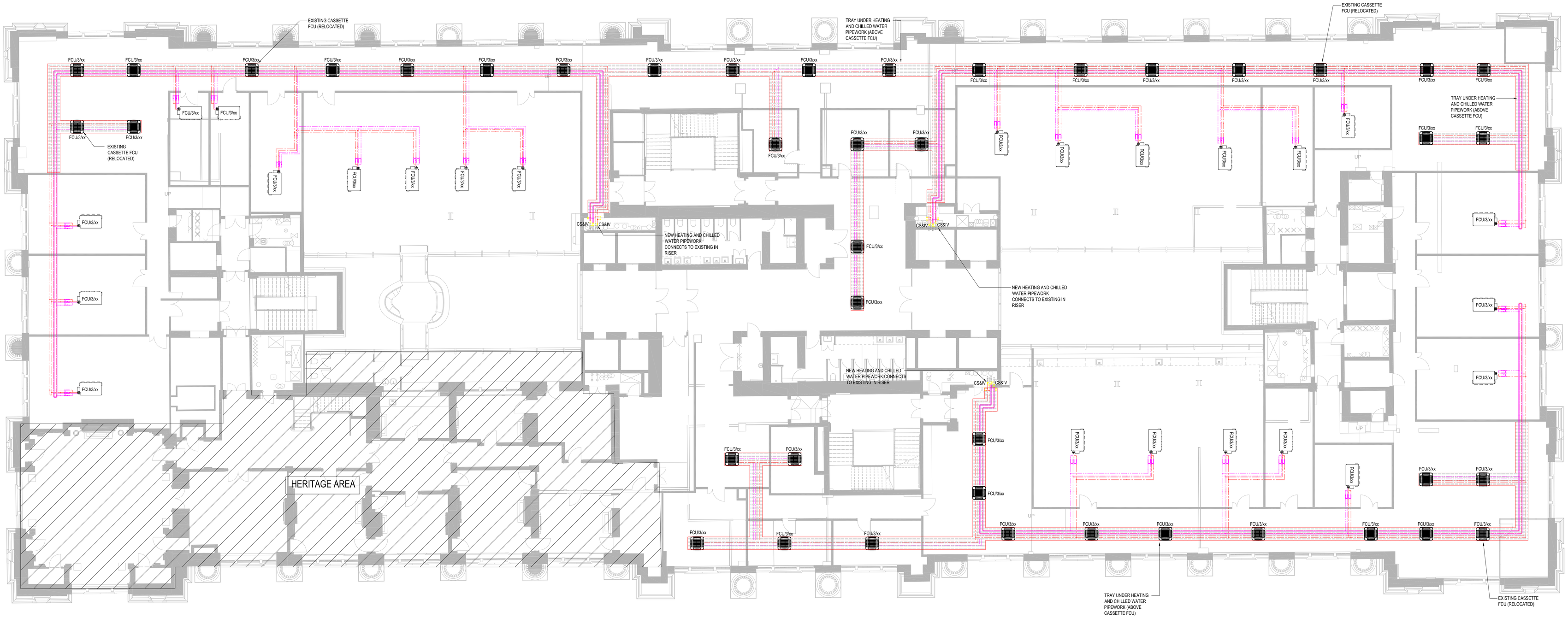

LEGEND

- FCU/?/XX — FAN COIL UNIT MOUNTED WITHIN CEILING VOID
- EXISTING RELOCATED CASSETTE FAN COIL UNIT
- HEATING AND CHILLED WATER PIPEWORK WITHIN TRAY
- HEATING AND CHILLED WATER PIPEWORK WITHIN CEILING VOID

SUIT-REV	DATE	DESCRIPTION	DRN	CHK
S2-P02	20/07/2022	BACKGROUND CHANGED & SERVICES UPDATED TO SUIT. INFORMATION ISSUE	T.S	M.T
S2-P01	10/06/2022	INFORMATION ISSUE	A.G	M.T

STATUS: INFORMATION

THIS DRAWING IS COPYRIGHT. DO NOT SCALE FROM DRAWING.
THE CONTRACTOR AND THEIR SUB-CONTRACTORS ARE TO VERIFY ALL DIMENSIONS ON SITE BEFORE MAKING SHOP DRAWINGS OR COMMENCING MANUFACTURE.

KJ TAIT ENGINEERS
1 Fitzroy Square
London W1T 5HF
T +44 (0) 207 388 0952
E london@kjtait.com
W www.kjtait.com

PROJECT INFORMATION

CLIENT: OXFORD VICTORIA HOUSE DEVELOPMENT Ltd
PROJECT: VICTORIA HOUSE, LONDON, WC1B 4DA

DRAWING INFORMATION

DRAWING TITLE: LEVEL 3, HEATING AND CHILLED WATER LAYOUT

DESIGNED BY	A.G	DATE	JUNE'22
DRAWN BY	T.S	KJT JOB No.	L3221
SCALE	1:100@A0		

JOB CODE	ORIGIN-VOL-LEVEL-TYPE-ROLE-CLASS NUMBER	SUIT-REV
L3221	KJT-ZZ-03-DR-M-5501	S2-P02

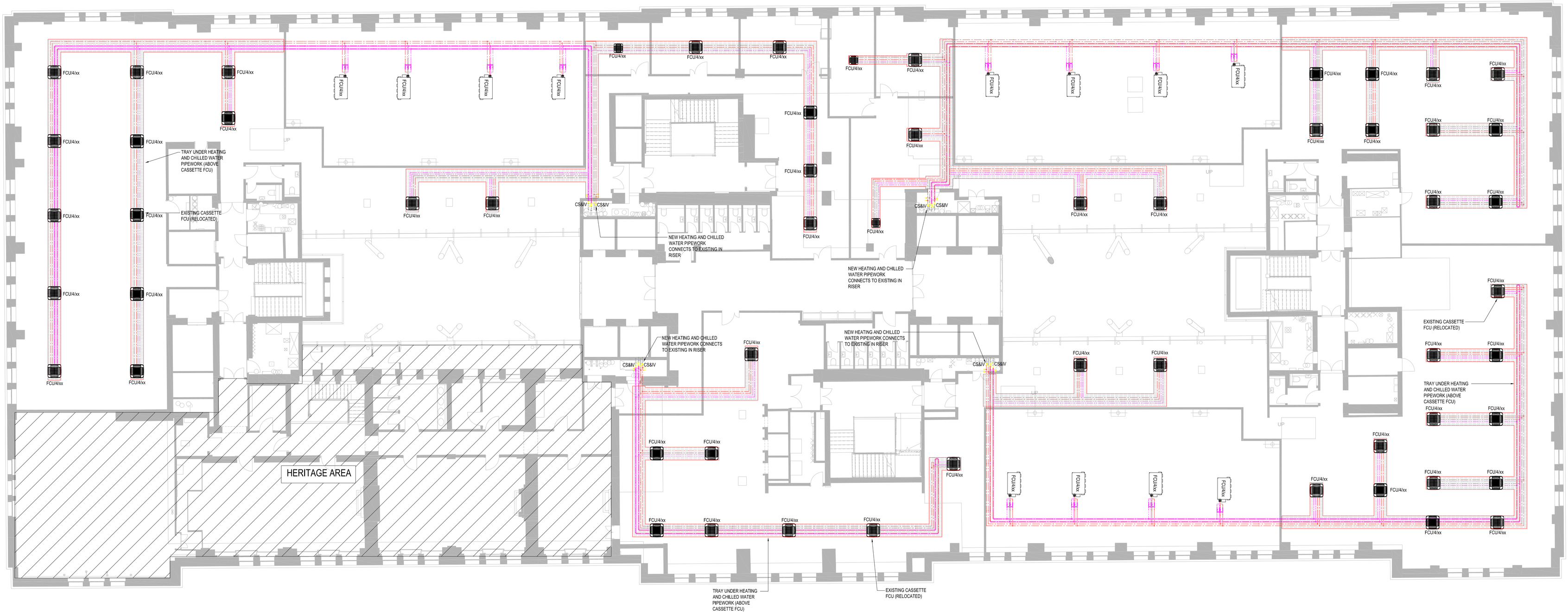

LEGEND

FCU/7/XX	FAN COIL UNIT MOUNTED WITHIN CEILING VOID
	EXISTING RELOCATED CASSETTE FAN COIL UNIT
	HEATING AND CHILLED WATER PIPEWORK WITHIN TRAY
	HEATING AND CHILLED WATER PIPEWORK WITHIN CEILING VOID

SUIT- REV	DATE	DESCRIPTION	DRN	CHK
S2-P02	20/07/2022	BACKGROUND CHANGED & SERVICES UPDATED TO SUIT. INFORMATION ISSUE	T.S	M.T
S2-P01	10/06/2022	INFORMATION ISSUE	A.G	M.T

ISSUED

INFORMATION

THIS DRAWING IS COPYRIGHT. DO NOT SCALE FROM DRAWING.
THE CONTRACTOR AND THEIR SUB-CONTRACTORS ARE TO VERIFY ALL DIMENSIONS ON SITE BEFORE MAKING SHOP DRAWINGS OR COMMENCING MANUFACTURE.

KJ TAIT ENGINEERS
1 Fitzroy Square
London W1T 5HF
t +44 (0) 207 388 0952
E london@kjtait.com
W www.kjtait.com

PROJECT INFORMATION

CLIENT: OXFORD VICTORIA HOUSE DEVELOPMENT Ltd
PROJECT: VICTORIA HOUSE, LONDON, WC1B 4DA

DRAWING INFORMATION

DRAWING TITLE: LEVEL 4, HEATING AND CHILLED WATER LAYOUT

DESIGNED BY	A.G	DATE	JUNE'22
DRAWN BY	T.S	KJT JOB No.	L3221
SCALE	1:100@A0		

JOB CODE	ORIGIN-VOL-LEVEL-TYPE-ROLE-CLASS NUMBER	SUIT- REV
L3221	KJT-ZZ-04-DR-M-5501	S2-P02

LEGEND

FCU1/1/XX	FAN COIL UNIT MOUNTED WITHIN CEILING VOID
	EXISTING RELOCATED CASSETTE FAN COIL UNIT
	HEATING AND CHILLED WATER PIPEWORK WITHIN TRAY
	HEATING AND CHILLED WATER PIPEWORK WITHIN CEILING VOID

SUIT- REV	DATE	DESCRIPTION	DRN	CHK
S2-P02	20/07/2022	BACKGROUND CHANGED & SERVICES UPDATED TO SUIT. INFORMATION ISSUE	T.S	M.T
S2-P01	10/06/2022	INFORMATION ISSUE	A.G	M.T

STATUS

INFORMATION

THIS DRAWING IS COPYRIGHT. DO NOT SCALE FROM DRAWING.
THE CONTRACTOR AND THEIR SUB-CONTRACTORS ARE TO VERIFY ALL DIMENSIONS ON SITE BEFORE MAKING SHOP DRAWINGS OR COMMENCING MANUFACTURE.

KJ TAIT ENGINEERS
1 Fitzroy Square
London W1T 5HF
T : +44 (0) 207 388 0952
E : london@kjtait.com
W : www.kjtait.com

PROJECT INFORMATION

CLIENT: OXFORD VICTORIA HOUSE
PROJECT: DEVELOPMENT Ltd
VICTORIA HOUSE, LONDON, WC1B 4DA

DRAWING INFORMATION

DRAWING TITLE: LEVEL 5, HEATING AND CHILLED WATER LAYOUT

DESIGNED BY	A.G	DATE	JUNE'22
DRAWN BY	T.S	KJT JOB No.	L3221
SCALE	1:100@A0		

JOB CODE	ORIGIN-VOL-LEVEL-TYPE-ROLE-CLASS NUMBER	SUIT- REV
L3221	KJT-ZZ-05-DR-M-5501	S2-P02

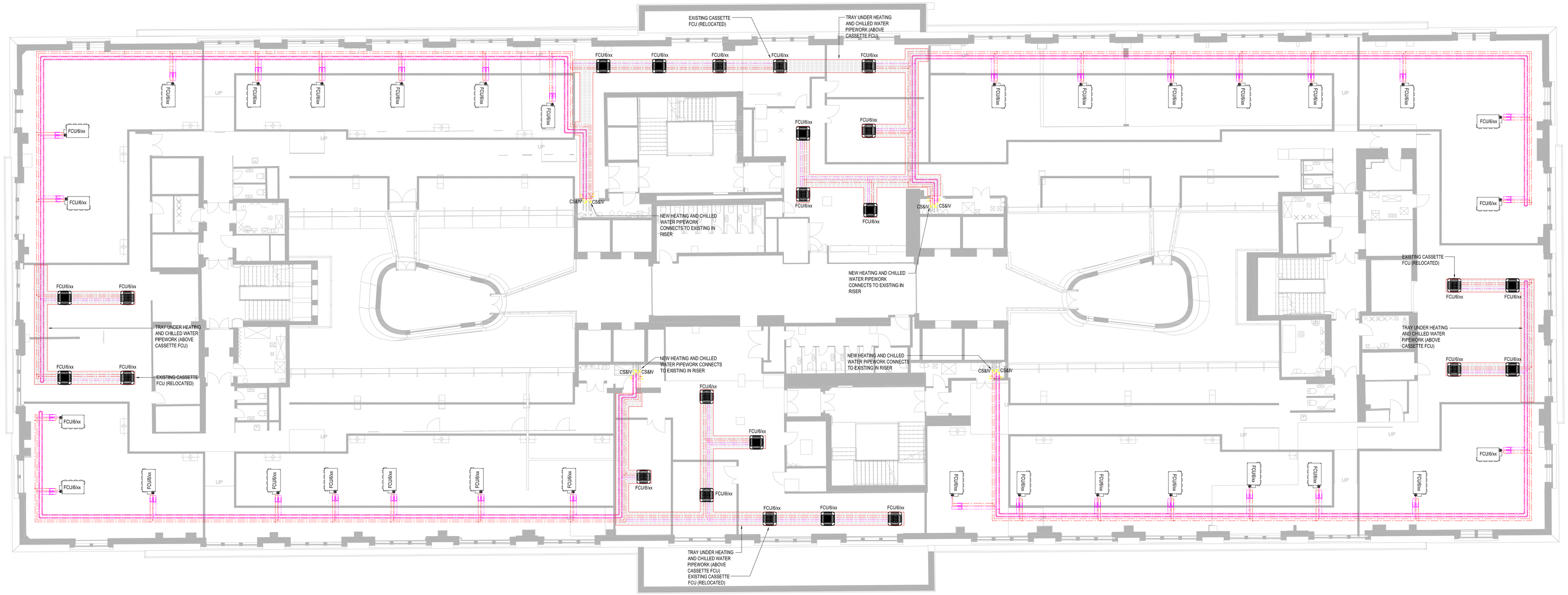

LEGEND

FCU/7/XX	FAN COIL UNIT MOUNTED WITHIN CEILING VOID
	EXISTING RELOCATED CASSETTE FAN COIL UNIT
	HEATING AND CHILLED WATER PIPEWORK WITHIN TRAY
	HEATING AND CHILLED WATER PIPEWORK WITHIN CEILING VOID

SUIT- REV	DATE	DESCRIPTION	DRN	CHK
S2-P02	20/07/2022	BACKGROUND CHANGED & SERVICES UPDATED TO SUIT. INFORMATION ISSUE	T.S	M.T
S2-P01	10/06/2022	INFORMATION ISSUE	A.G	M.T

STATUS

INFORMATION

THIS DRAWING IS COPYRIGHT. DO NOT SCALE FROM DRAWING.
THE CONTRACTOR AND THEIR SUB-CONTRACTORS ARE TO VERIFY ALL DIMENSIONS ON SITE BEFORE MAKING SHOP DRAWINGS OR COMMENCING MANUFACTURE.

KJ TAIT ENGINEERS
1 Fitzroy Square
London W1T 5HF
T +44 (0) 207 388 0952
E london@kjtait.com
W www.kjtait.com

PROJECT INFORMATION

CLIENT: OXFORD VICTORIA HOUSE DEVELOPMENT Ltd
PROJECT: VICTORIA HOUSE, LONDON, WC1B 4DA

DRAWING INFORMATION

DRAWING TITLE: LEVEL 6, HEATING AND CHILLED WATER LAYOUT

DESIGNED BY	A.G	DATE	JUNE'22
DRAWN BY	T.S	KJT JOB No.	L3221
SCALE	1:100@A0		

JOB CODE	ORIGIN-VOL-LEVEL-TYPE-ROLE-CLASS NUMBER	SUIT- REV
L3221	KJT-ZZ-06-DR-M-5501	S2-P02

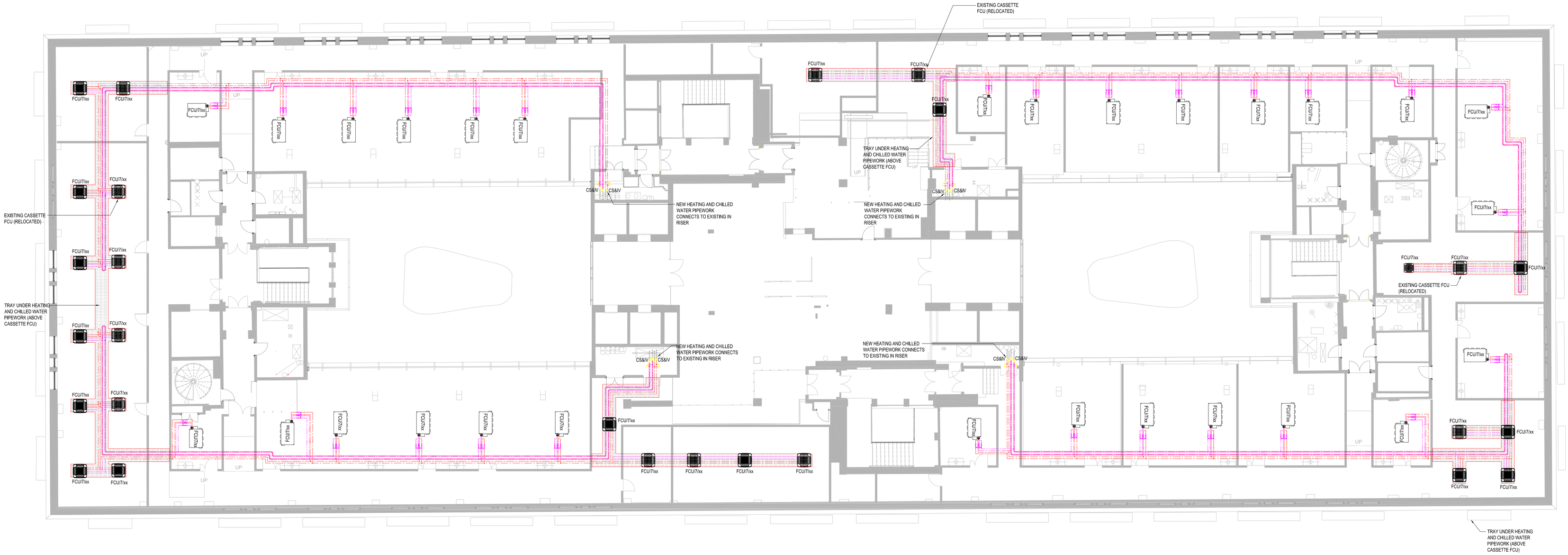

LEGEND

FCU7/XX	FAN COIL UNIT MOUNTED WITHIN CEILING VOID
	EXISTING RELOCATED CASSETTE FAN COIL UNIT
	HEATING AND CHILLED WATER PIPEWORK WITHIN TRAY
	HEATING AND CHILLED WATER PIPEWORK WITHIN CEILING VOID

SUIT- REV	DATE	DESCRIPTION	DRN	CHK
S2-P02	20/07/2022	BACKGROUND CHANGED & SERVICES UPDATED TO SUIT. INFORMATION ISSUE	T.S	M.T
S2-P01	10/06/2022	INFORMATION ISSUE	A.G	M.T

STATUS

INFORMATION

THIS DRAWING IS COPYRIGHT. DO NOT SCALE FROM DRAWING.
THE CONTRACTOR AND THEIR SUB-CONTRACTORS ARE TO VERIFY ALL DIMENSIONS ON SITE BEFORE MAKING SHOP DRAWINGS OR COMMENCING MANUFACTURE.

KJ TAIT ENGINEERS
1 Fitzroy Square
London W1T 5HF
T. +44 (0) 207 388 0952
E. london@kjtait.com
W. www.kjtait.com

PROJECT INFORMATION

CLIENT: OXFORD VICTORIA HOUSE DEVELOPMENT Ltd
PROJECT: VICTORIA HOUSE, LONDON, WC1B 4DA

DRAWING INFORMATION

DRAWING TITLE: LEVEL 7, HEATING AND CHILLED WATER LAYOUT

DESIGNED BY	A.G	DATE	JUNE'22
DRAWN BY	T.S	KJT JOB No.	L3221
SCALE	1:100@A0		

JOB CODE	ORIGIN-VOL-LEVEL-TYPE-ROLE-CLASS NUMBER	SUIT- REV
L3221	KJT-ZZ-07-DR-M-5501	S2-P02