

LOWER GROUND FLOOR - PROPOSED INTERNAL DOORS

COPYRIGHT AND LIABILITY NOTES:

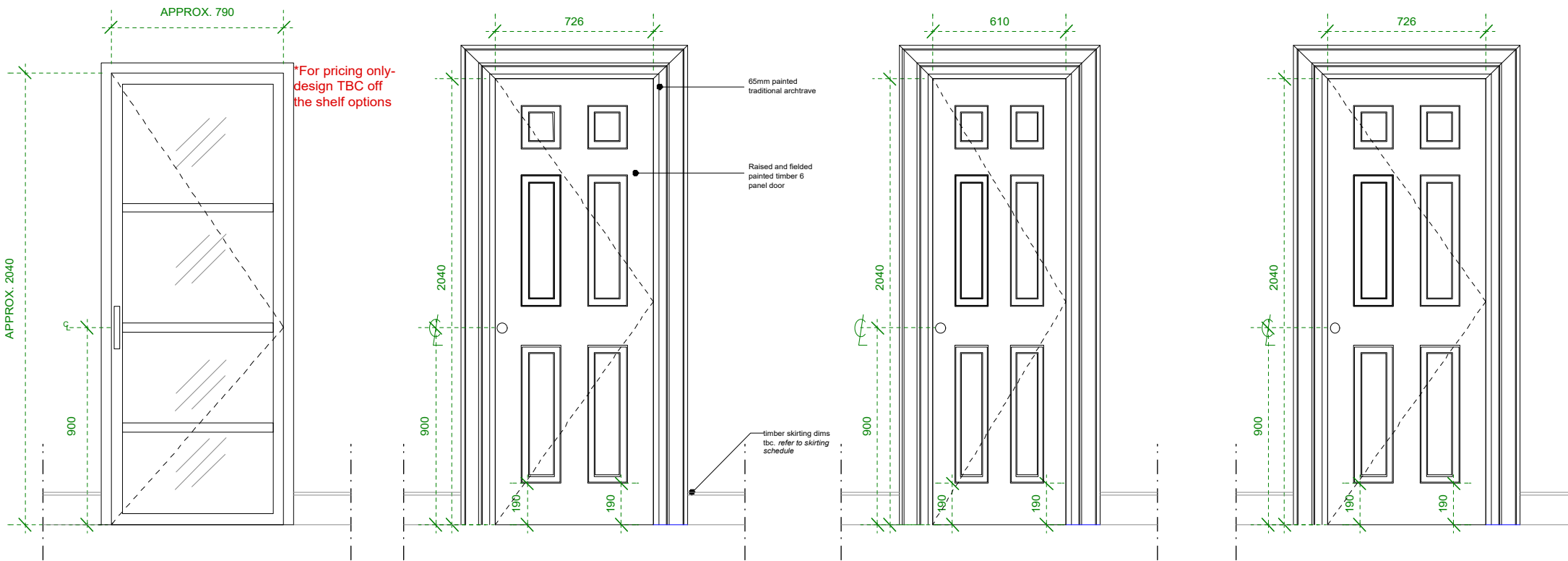
The design and drawings remain the property of Peek Architecture + Design. The client for this project will be licensed to use this design and documents on this site only upon full payment of architectural fees. This license is non-transferable. The design and drawings shall not be reproduced, up-loaded to the internet or traced without the permission of Peek Architecture + Design.

This drawing has been prepared from a survey drawing from Peek Architecture and Design Ltd commissioned by the client. It is VERY IMPORTANT that all dimensions are checked carefully before any work commences or any materials are ordered. If any discrepancies are noticed between this drawing and any other contract document then please contact Peek Architecture + Design immediately.

DO NOT SCALE USE FIGURED DIMENSIONS ONLY
All dimensions to be verified on site prior to the commencement of any work or the production of any shop drawing.

This drawing to be read in conjunction with all related Architect's and Engineer's drawings and any other relevant information.

GENERAL NOTES:



DOOR TYPE 01
Scale: 1:25

Door code -
L/FD 6
L/FD 7

Finish - New modern door, black frame, toughened glass, 1/2 hr fire rated

Ironmongery - Refer to Door Supply Schedule
Allow for -hinges -escutcheon -deadlock and eurocylinders
-Self closer where applicable
-Door stopper where applicable
-Thumb turn where applicable and matching key hole where applicable.

Architrave - painted timber traditional architrave

Fire rated - 1/2 hour FD, with smoke seals as necessary

Door swing dependant on location.

DOOR TYPE 02
Scale: 1:25

Door code -
L/FD 2
L/FD 4
L/FD 5

Finish - Painted timber, single leaf, 6 panel, standard hinged door with traditional edge bead detail bordering raised and fielded inset panel.

Ironmongery - Refer to Door Supply Schedule
Allow for -fire rate hinges
-Door stopper where applicable
-Thumb turn where applicable and matching key hole where applicable.

Architrave - Painted timber traditional architrave

Fire rated - 1/2 hour FD, with smoke seals as necessary

Door swing dependant on location

DOOR TYPE 03
Scale: 1:25

Door code -
L/D 3

Finish - Painted timber, single leaf, 6 panel, standard hinged door with traditional edge bead detail bordering raised and fielded inset panel.

Ironmongery - Refer to Door Supply Schedule
Allow for -fire rate hinges
-Door stopper where applicable
-Thumb turn where applicable and matching key hole where applicable.

Architrave - Painted timber traditional architrave

Fire rated - N/A

Door swing dependant on location

DOOR TYPE 04
Scale: 1:25

Door code -
L/FD 10
L/FD 11

Finish - Painted timber, single leaf, 6 panel, standard hinged door with traditional edge bead detail bordering raised and fielded inset panel.

Ironmongery - Refer to Door Supply Schedule
Allow for -fire rate hinges
-Door stopper where applicable
-Thumb turn where applicable and matching key hole where applicable.

Architrave - Painted timber traditional architrave

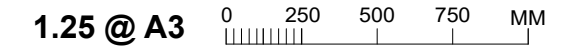
Fire rated - 1/2 hour FD, with smoke seals as necessary

Door swing dependant on location

*Existing door opening, dimension to be checked by contractor

KEY

L/FD - Lower ground fire door
L/D - Lower ground door



DATE:	29.07.22	REVISION:	-	REVISION COMMENTS:	First Issue - planning conditions	AUTHOR:	RS	CHECKED:	NN
-------	----------	-----------	---	--------------------	-----------------------------------	---------	----	----------	----

15 GREAT JAMES STREET

DRAWING NAME:

**PROPOSED INTERNAL DOOR SCHEDULE
LOWER GROUND FLOOR**

PROJECT NO: **P1012-15** DRAWING NO: **PL300-1** REVISION: SCALE @ SIZE: **1:25 @ A3**

START DATE: **JULY 2022** FIRST AUTHOR: **RS**



LOWER GROUND FLOOR - PROPOSED INTERNAL DOORS

COPYRIGHT AND LIABILITY NOTES:

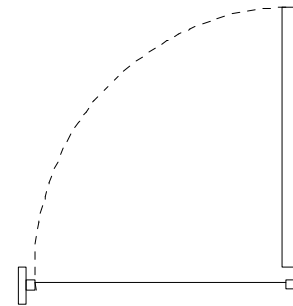
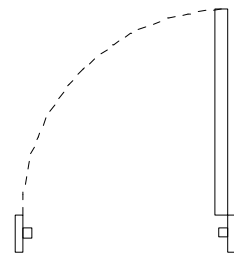
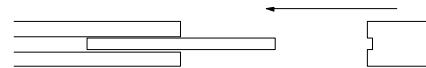
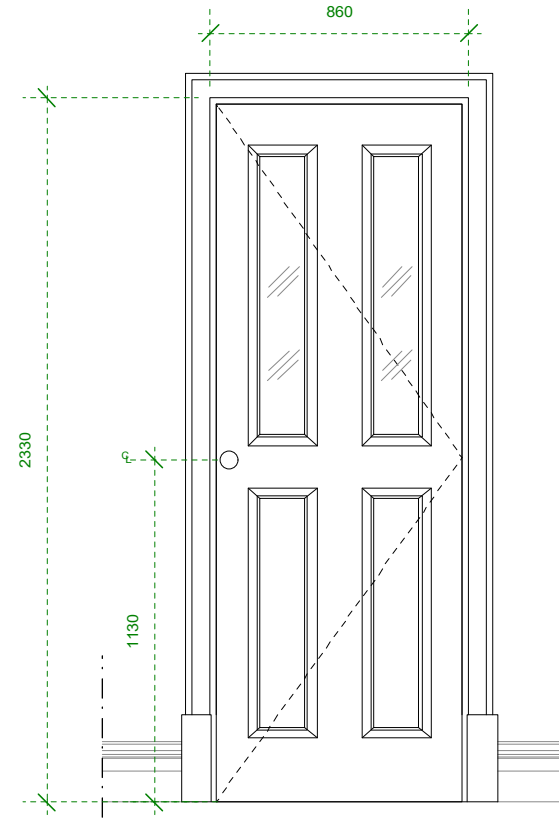
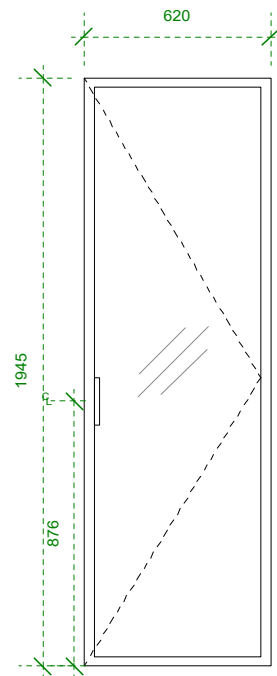
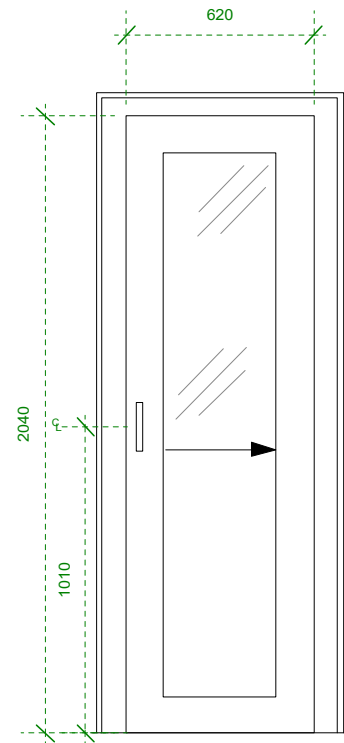
The design and drawings remain the property of Peek Architecture + Design. The client for this project will be licensed to use this design and documents on this site only upon full payment of architectural fees. This license is non-transferable. The design and drawings shall not be reproduced, up-loaded to the internet or traced without the permission of Peek Architecture + Design.

This drawing has been prepared from a survey drawing from Peek Architecture and Design Ltd commissioned by the client. It is VERY IMPORTANT that all dimensions are checked carefully before any work commences or any materials are ordered. If any discrepancies are noticed between this drawing and any other contract document then please contact Peek Architecture + Design immediately.

DO NOT SCALE USE FIGURED DIMENSIONS ONLY
All dimensions to be verified on site prior to the commencement of any work or the production of any shop drawing.

This drawing to be read in conjunction with all related Architect's and Engineer's drawings and any other relevant information.

GENERAL NOTES:



DOOR TYPE 05
Scale: 1:25

Door code -
L/D 8

Finish - Sliding door, single panel glazed

Ironmongery - Refer to Door Supply Schedule
Allow for -hinges -escutcheon -deadlock and eurocylinders
-Self closer where applicable
-Door stopper where applicable
-Thumb turn where applicable and matching key hole where applicable.

Architrave - Painted timber traditional architrave

Fire rated - N/A

Door swing dependant on location

DOOR TYPE 06
Scale: 1:25

Door code -
L/D 12

Finish - Full height clear glass sauna panel in a rebated timber frame constructed from tempered safety glass, available, bronze glass.
Specific to selected sauna cabin - refer to supply schedule**

Ironmongery - TBC
Allow for -hinges -escutcheon -deadlock and eurocylinders
-Self closer where applicable
-Door stopper where applicable
-Thumb turn where applicable and matching key hole where applicable.

Architrave - TBC

Fire rated -

Door swing dependant on location

DOOR TYPE 07
Scale: 1:25

Door code -
L/FD 1

Finish - Painted timber, single leaf, 6 panel, standard hinged door with traditional edge bead detail bordering raised and fielded inset panel.

Ironmongery - Refer to Door Supply Schedule
Allow for -fire rate hinges
-Door stopper where applicable
-Thumb turn where applicable and matching key hole where applicable.

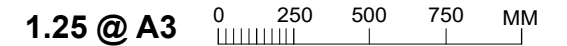
Architrave - Painted timber traditional architrave

Fire rated - 1/2 hour FD, with smoke seals as necessary
Door swing dependant on location

*Existing door opening, dimension to be checked by contractor

KEY

L/FD - Lower ground fire door
L/D - Lower ground door



DATE:	REVISION:	REVISION COMMENTS:	AUTHOR:	CHECKED:
29.07.22	-	First Issue - planning conditions	RS	NN

15 GREAT JAMES STREET

DRAWING NAME:

**PROPOSED INTERNAL DOOR SCHEDULE
LOWER GROUND FLOOR**

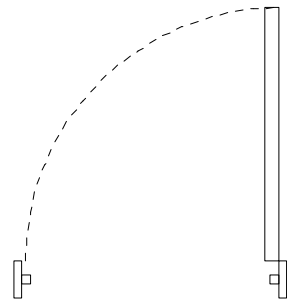
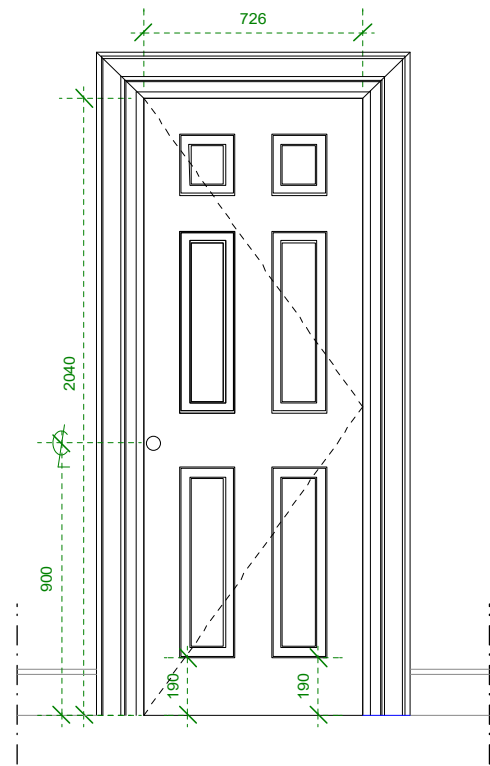
PROJECT NO: **P1012-15** DRAWING NO: **PL300-2** REVISION: SCALE @ SIZE: **1:25 @ A3**

START DATE: **JULY 2022** FIRST AUTHOR: **RS**



Address: 12-13 Poland Street, London, W1F 8QB
Web: www.peakarchitecture.co.uk | Email: georgina@peakarchitecture.co.uk | Tel: 0207 734 3094

UPPER GROUND FLOOR - PROPOSED INTERNAL DOORS



DOOR TYPE 08
Scale: 1:25

Door code -
G/D 2

Finish - Painted timber, single leaf, 6 panel, standard hinged door with traditional edge bead detail bordering raised and fielded inset panel.

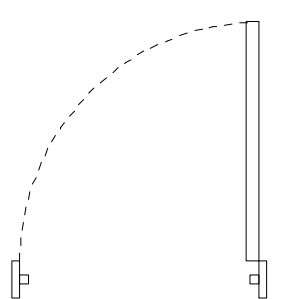
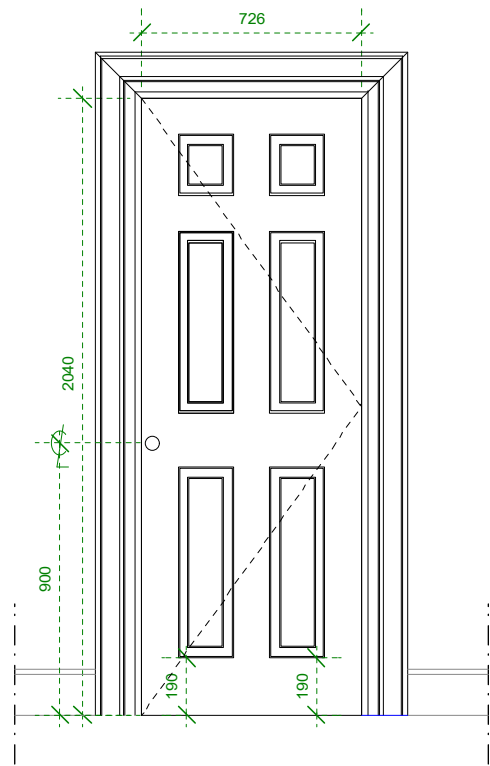
Ironmongery - Refer to Door Supply Schedule
Allow for -fire rate hinges
-Door stopper where applicable
-Thumb turn where applicable and matching key hole where applicable.

Architrave - Painted timber traditional architrave

Fire rated - 1/2 hour FD, with smoke seals as necessary

Door swing dependant on location

*Existing door opening, dimension to be checked by contractor



DOOR TYPE 09
Scale: 1:25

Door code -
G/FD 4

Finish - Painted timber, single leaf, 6 panel, standard hinged door with traditional edge bead detail bordering raised and fielded inset panel.

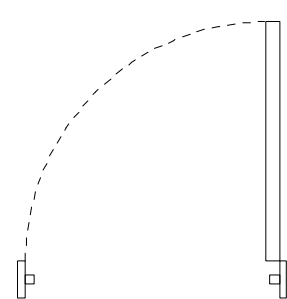
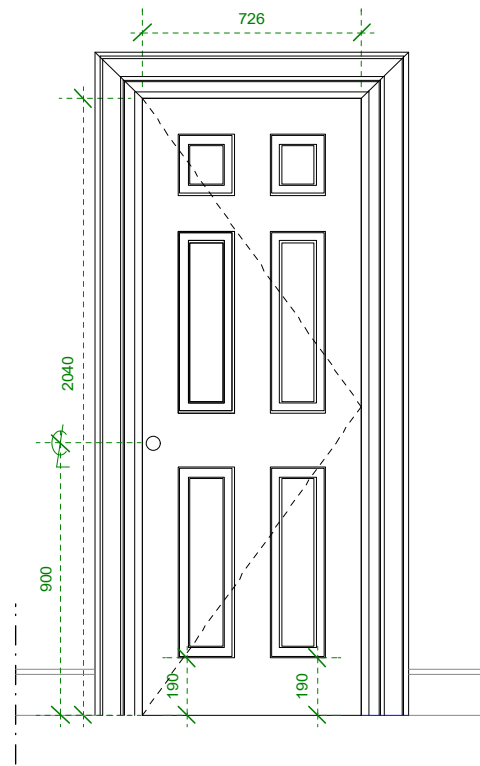
Ironmongery - Refer to Door Supply Schedule
Allow for -fire rate hinges
-Door stopper where applicable
-Thumb turn where applicable and matching key hole where applicable.

Architrave - Painted timber traditional architrave

Fire rated - 1/2 hour FD, with smoke seals as necessary

Door swing dependant on location

*Existing door opening, dimension to be checked by contractor



DOOR TYPE 10
Scale: 1:25

Door code -
G/FD 6

Finish - Painted timber, single leaf, 6 panel, standard hinged door with traditional edge bead detail bordering raised and fielded inset panel.

Ironmongery - Refer to Door Supply Schedule
Allow for -fire rate hinges
-Door stopper where applicable
-Thumb turn where applicable and matching key hole where applicable.

Architrave - Painted timber traditional architrave

Fire rated - 1/2 hour FD, with smoke seals as necessary

Door swing dependant on location

COPYRIGHT AND LIABILITY NOTES:

The design and drawings remain the property of Peek Architecture + Design. The client for this project will be licensed to use this design and documents on this site only upon full payment of architectural fees. This license is non-transferable. The design and drawings shall not be reproduced, up-loaded to the internet or traced without the permission of Peek Architecture + Design.

This drawing has been prepared from a survey drawing from Peek Architecture and Design Ltd commissioned by the client. It is VERY IMPORTANT that all dimensions are checked carefully before any work commences or any materials are ordered. If any discrepancies are noticed between this drawing and any other contract document then please contact Peek Architecture + Design immediately.

DO NOT SCALE USE FIGURED DIMENSIONS ONLY
All dimensions to be verified on site prior to the commencement of any work or the production of any shop drawing.

This drawing to be read in conjunction with all related Architect's and Engineer's drawings and any other relevant information.

GENERAL NOTES:

KEY

G/FD - Ground fire door

G/D - Ground door

NOTE* G/D 2 is fire rated

1.25 @ A3 0 250 500 750 MM

DATE:	REVISION:	REVISION COMMENTS:	AUTHOR:	CHECKED:
29.07.22	-	First Issue - planning conditions	RS	NN

15 GREAT JAMES STREET

DRAWING NAME:

**PROPOSED INTERNAL DOOR SCHEDULE
UPPER GROUND FLOOR**

PROJECT NO: **P1012-15** DRAWING NO: **PL300-3** REVISION: SCALE @ SIZE: **1:25 @ A3**

START DATE: **JULY 2022** FIRST AUTHOR: **RS**



Address: 12-13 Poland Street, London, W1F 8QB
Web: www.peakarchitecture.co.uk | Email: georgina@peakarchitecture.co.uk | Tel: 0207 734 3094

UPPER GROUND FLOOR - PROPOSED INTERNAL DOORS

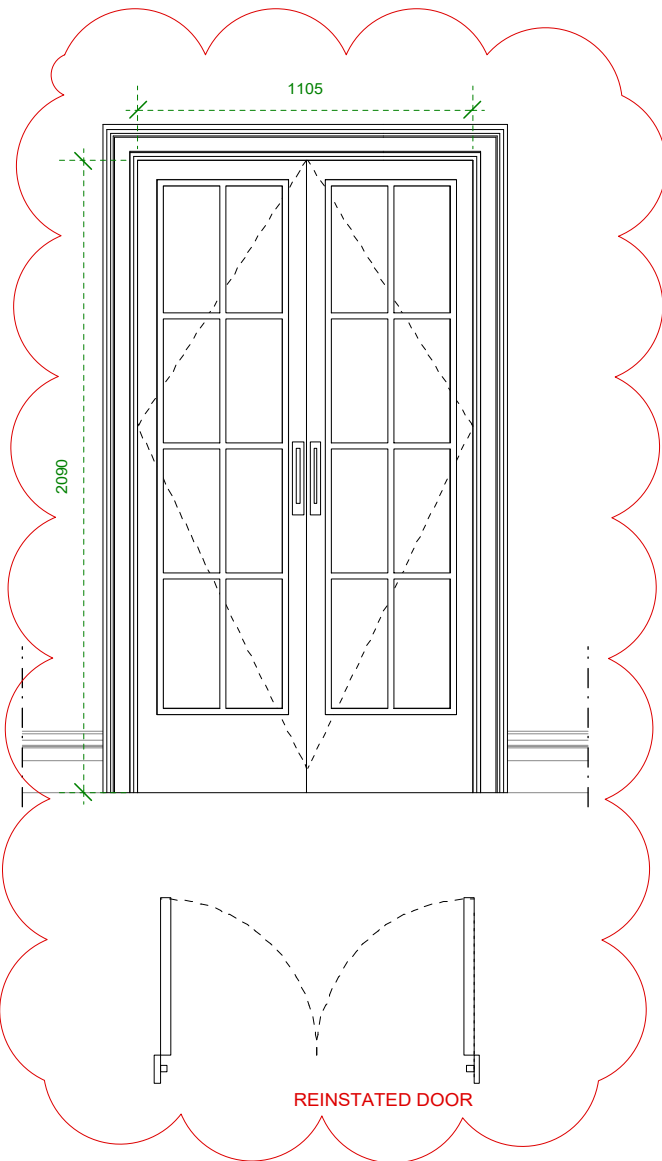
COPYRIGHT AND LIABILITY NOTES:
 The design and drawings remain the property of Peek Architecture + Design. The client for this project will be licensed to use this design and documents on this site only upon full payment of architectural fees. This license is non-transferable. The design and drawings shall not be reproduced, up-loaded to the internet or traced without the permission of Peek Architecture + Design.

This drawing has been prepared from a survey drawing from Peek Architecture and Design Ltd commissioned by the client. It is VERY IMPORTANT that all dimensions are checked carefully before any work commences or any materials are ordered. If any discrepancies are noticed between this drawing and any other contract document then please contact Peek Architecture + Design immediately.

DO NOT SCALE USE FIGURED DIMENSIONS ONLY
 All dimensions to be verified on site prior to the commencement of any work or the production of any shop drawing.

This drawing to be read in conjunction with all related Architect's and Engineer's drawings and any other relevant information.

GENERAL NOTES:



DOOR TYPE 11
 Scale: 1:25

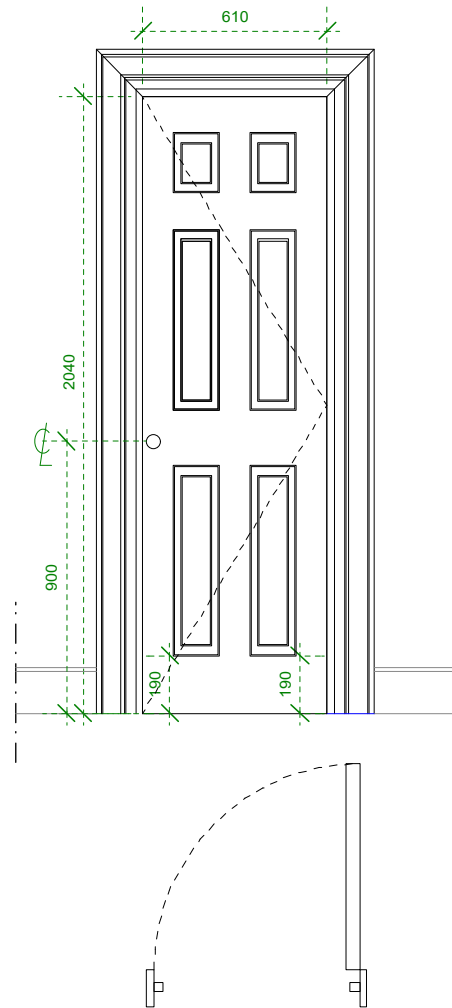
Door code -
 G/FD 7
 G/FD 8

Finish - Painted timber, double leaf, traditional french doors.

Ironmongery - Refer to Door Supply Schedule
 Allow for -fire rated hinges
 -Door stopper where applicable
 -Thumb turn where applicable and matching key hole where applicable.

Architrave - Painted timber traditional architrave

Fire rated - 1/2 hour FD, with smoke seals as necessary
 Door swing dependant on location



DOOR TYPE 12
 Scale: 1:25

Door code -
 G/D 5

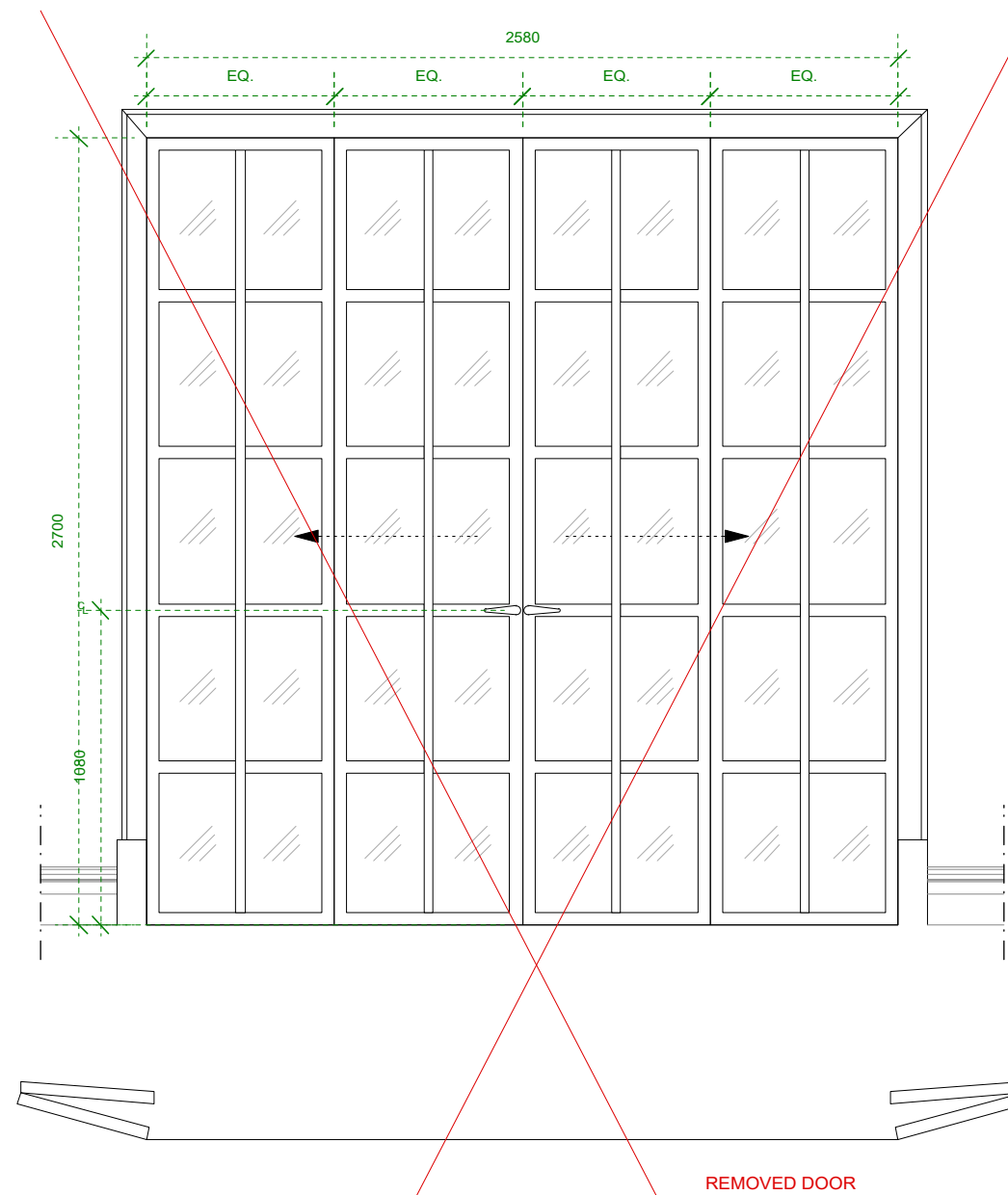
Finish - Painted timber, single leaf, 6 panel, standard hinged door with traditional edge bead detail bordering raised and fielded inset panel.

Ironmongery - Refer to Door Supply Schedule
 Allow for -fire rate hinges
 -Door stopper where applicable
 -Thumb turn where applicable and matching key hole where applicable.

Architrave - Painted timber traditional architrave

Fire rated - N/A

Door swing dependant on location



DOOR TYPE 14
 Scale: 1:25

Door code -
 G/FD 3
REMOVED DOOR

Finish - New folding full height timber & glazed panels/doors for room divider with traditional edge bead detail bordering the central panels

Ironmongery - Refer to Door Supply Schedule
 Allow for -hinges -escutcheon -deadlock and eurocylinders
 -Self closer where applicable
 -Door stopper where applicable
 -Thumb turn where applicable and matching key hole where applicable.

Architrave - Painted timber traditional architrave

Fire rated - 1/2 hour FD, with smoke seals as necessary

Door swing dependant on location

KEY

G/FD - Ground fire door
 G/D - Ground door

1.25 @ A3 0 250 500 750 MM

DATE:	REVISION:	REVISION COMMENTS:	AUTHOR:	CHECKED:
29.07.22	-	First Issue - planning conditions	RS	NN

15 GREAT JAMES STREET

PROPOSED INTERNAL DOOR SCHEDULE
 UPPER GROUND FLOOR

DRAWING NAME:
PROJECT NO: P1012-15 **DRAWING NO: PL300-4** **REVISION: SCALE @ SIZE: 1:25 @ A3**

START DATE: JULY 2022 **FIRST AUTHOR: RS**

PEEK | Architecture + Design Ltd

Address: 12-13 Poland Street, London, W1F 8QB
 Web: www.peekarchitecture.co.uk | Email: georgina@peekarchitecture.co.uk | Tel: 0207 734 3094

FIRST FLOOR - PROPOSED INTERNAL DOORS

COPYRIGHT AND LIABILITY NOTES:

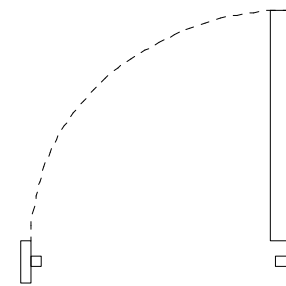
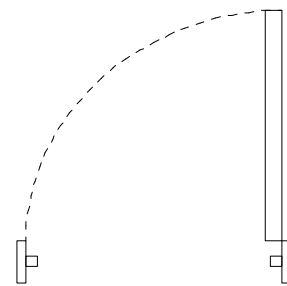
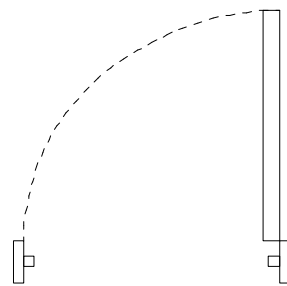
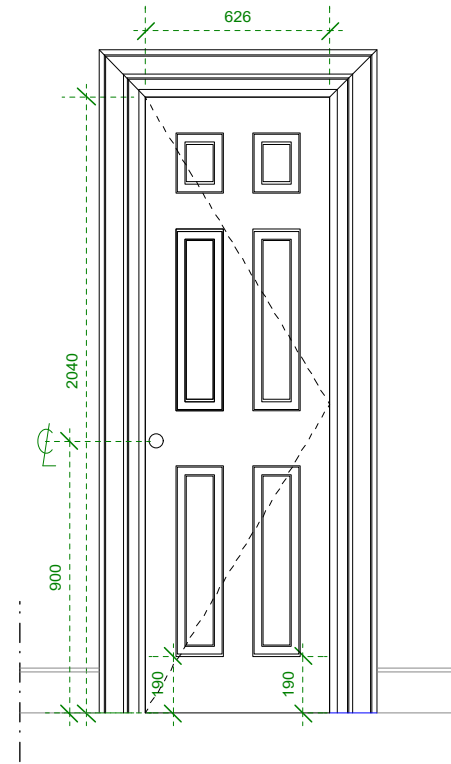
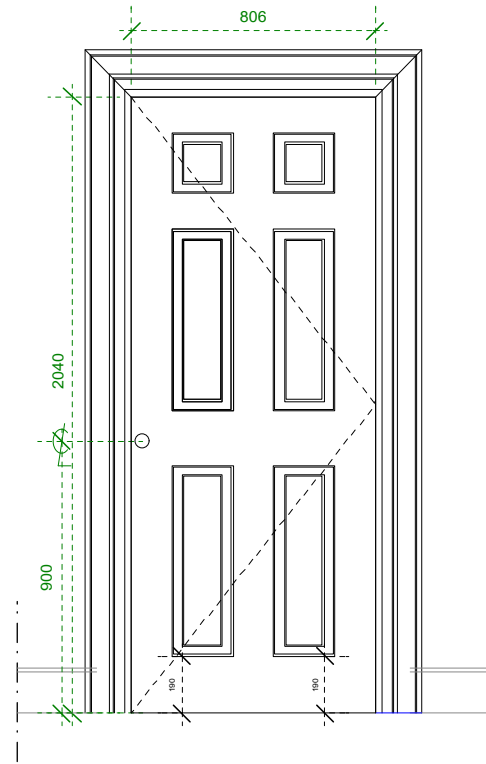
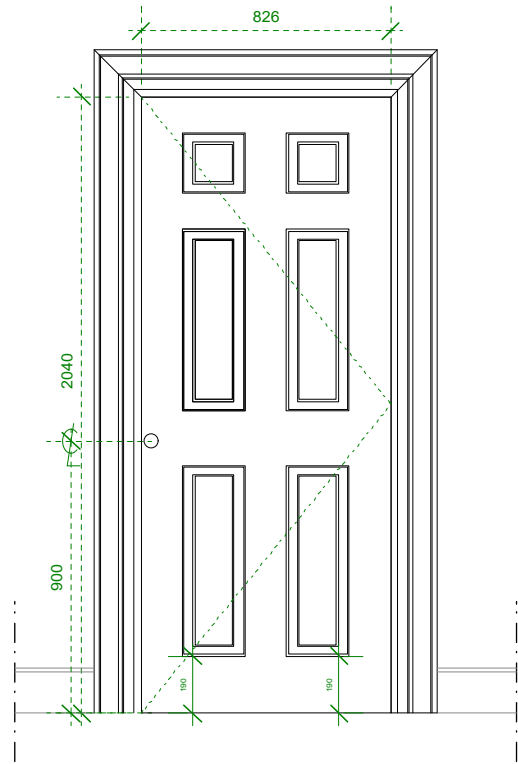
The design and drawings remain the property of Peek Architecture + Design. The client for this project will be licensed to use this design and documents on this site only upon full payment of architectural fees. This license is non-transferable. The design and drawings shall not be reproduced, up-loaded to the internet or traced without the permission of Peek Architecture + Design.

This drawing has been prepared from a survey drawing from Peek Architecture and Design Ltd commissioned by the client. It is VERY IMPORTANT that all dimensions are checked carefully before any work commences or any materials are ordered. If any discrepancies are noticed between this drawing and any other contract document then please contact Peek Architecture + Design immediately.

DO NOT SCALE USE FIGURED DIMENSIONS ONLY
All dimensions to be verified on site prior to the commencement of any work or the production of any shop drawing.

This drawing to be read in conjunction with all related Architect's and Engineer's drawings and any other relevant information.

GENERAL NOTES:



DOOR TYPE 13
Scale: 1:25

Door code -

F/FD 2

Finish - Painted timber, single leaf, 6 panel, standard hinged door with traditional edge bead detail bordering raised and fielded inset panel.

Ironmongery - Refer to Door Supply Schedule
Allow for -fire rate hinges
-Door stopper where applicable
-Thumb turn where applicable and matching key hole where applicable.

Architrave - Painted timber traditional architrave

Fire rated - 1/2 hour FD, with smoke seals as necessary

Door swing dependant on location

*Existing door opening, dimension to be checked by contractor

DOOR TYPE 14
Scale: 1:25

Door code -

F/FD 3

Finish - Painted timber, single leaf, 6 panel, standard hinged door with traditional edge bead detail bordering raised and fielded inset panel.

Ironmongery - Refer to Door Supply Schedule
Allow for -fire rate hinges
-Door stopper where applicable
-Thumb turn where applicable and matching key hole where applicable.

Architrave - Painted timber traditional architrave

Fire rated - 1/2 hour FD, with smoke seals as necessary

Door swing dependant on location

*Existing door opening, dimension to be checked by contractor

DOOR TYPE 15
Scale: 1:25

Door code -

F/FD 5

Finish - Painted timber, single leaf, 6 panel, standard hinged door with traditional edge bead detail bordering raised and fielded inset panel.

Ironmongery - Refer to Door Supply Schedule
Allow for -fire rate hinges
-Door stopper where applicable
-Thumb turn where applicable and matching key hole where applicable.

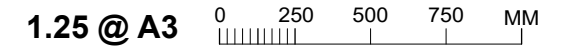
Architrave - Painted timber traditional architrave

Fire rated - 1/2 hour FD, with smoke seals as necessary

Door swing dependant on location

KEY

F/FD - First floor fire door
F/D - First floor door



DATE:	REVISION:	REVISION COMMENTS:	AUTHOR:	CHECKED:
29.07.22	-	First Issue - planning conditions	RS	NN

15 GREAT JAMES STREET

DRAWING NAME:

**PROPOSED INTERNAL DOOR SCHEDULE
FIRST FLOOR**

PROJECT NO: **P1012-15** DRAWING NO: **PL300-5** REVISION: **1:25 @ A3**

START DATE: **JULY 2022** FIRST AUTHOR: **RS**



Address: 12-13 Poland Street, London, W1F 8QB
Web: www.peekarchitecture.co.uk | Email: georgina@peekarchitecture.co.uk | Tel: 0207 734 3094

FIRST FLOOR - PROPOSED INTERNAL DOORS

COPYRIGHT AND LIABILITY NOTES:

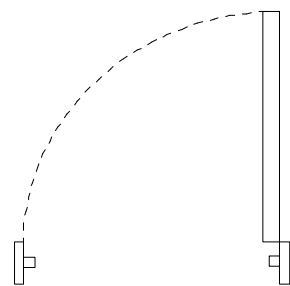
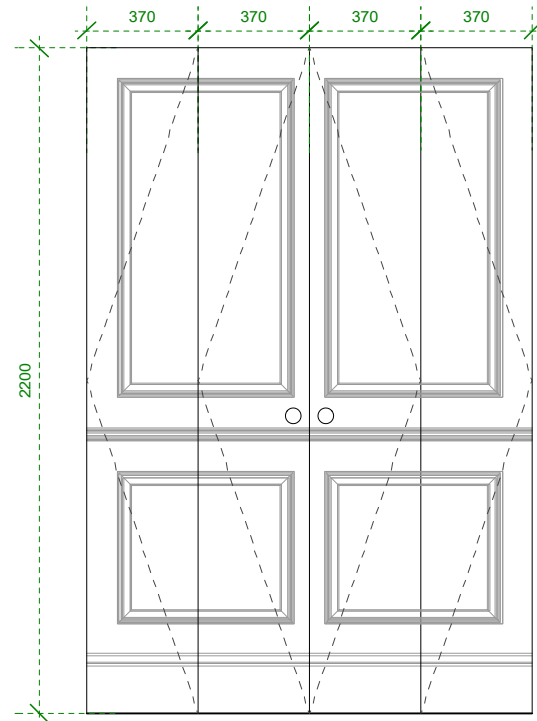
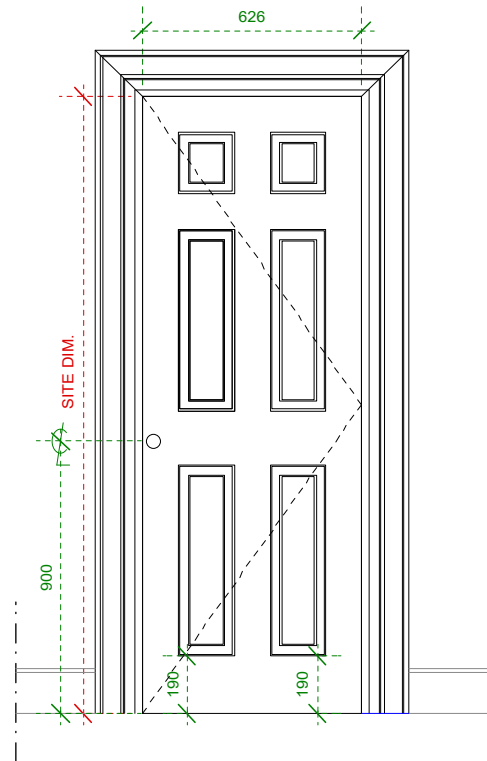
The design and drawings remain the property of Peek Architecture + Design. The client for this project will be licensed to use this design and documents on this site only upon full payment of architectural fees. This license is non-transferable. The design and drawings shall not be reproduced, up-loaded to the internet or traced without the permission of Peek Architecture + Design.

This drawing has been prepared from a survey drawing from Peek Architecture and Design Ltd commissioned by the client. It is VERY IMPORTANT that all dimensions are checked carefully before any work commences or any materials are ordered. If any discrepancies are noticed between this drawing and any other contract document then please contact Peek Architecture + Design immediately.

DO NOT SCALE USE FIGURED DIMENSIONS ONLY
All dimensions to be verified on site prior to the commencement of any work or the production of any shop drawing.

This drawing to be read in conjunction with all related Architect's and Engineer's drawings and any other relevant information.

GENERAL NOTES:



DOOR TYPE 16
Scale: 1:25

DOOR TYPE 17
Scale: 1:25

Door code -

F/D 6

Finish - Painted timber, single leaf, 6 panel, standard hinged door with traditional edge bead detail bordering raised and fielded inset panel.

Ironmongery - Refer to Door Supply Schedule
Allow for -fire rate hinges
-Door stopper where applicable
-Thumb turn where applicable and matching key hole where applicable.

Architrave - Painted timber traditional architrave

Fire rated - N/A

Door swing dependant on location

Door code -

F/FD4

Finish - New bi-folding painted timber panel doors to match room wall panels with painted classical rail to match existing

Ironmongery - Refer to Door Supply Schedule
Allow for -fire rated hinges
-Door stopper where applicable
-Thumb turn where applicable and matching key hole where applicable.

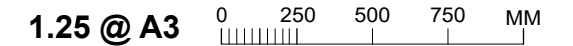
Architrave - No architrave - build wall panel over

Fire rated - 1/2 hour FD, with smoke seals as necessary

Door swing dependant on location

KEY

F/FD - First floor fire door
F/D - First floor door



DATE	REVISION	REVISION COMMENTS	AUTHOR	CHECKED
29.07.22	-	First Issue - planning conditions	RS	NN

15 GREAT JAMES STREET

DRAWING NAME:

**PROPOSED INTERNAL DOOR SCHEDULE
FIRST FLOOR**

PROJECT NO: **P1012-15** DRAWING NO: **PL300-6** REVISION: SCALE @ SIZE: **1:25 @ A3**

START DATE: **JULY 2022** FIRST AUTHOR: **RS**



Address: 12-13 Poland Street, London, W1F 8QB
Web: www.peakarchitecture.co.uk | Email: georgina@peakarchitecture.co.uk | Tel: 0207 734 3094

SECOND FLOOR - PROPOSED INTERNAL DOOR

COPYRIGHT AND LIABILITY NOTES:

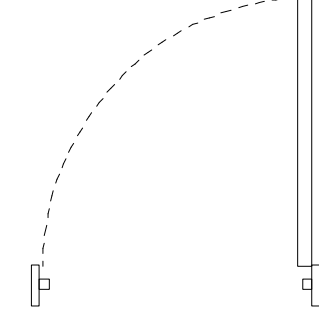
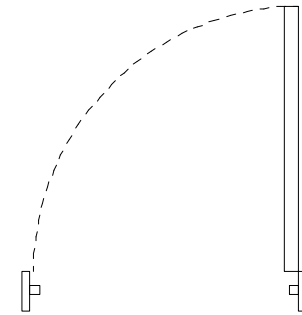
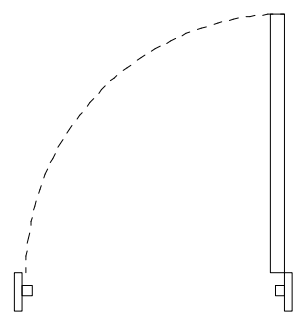
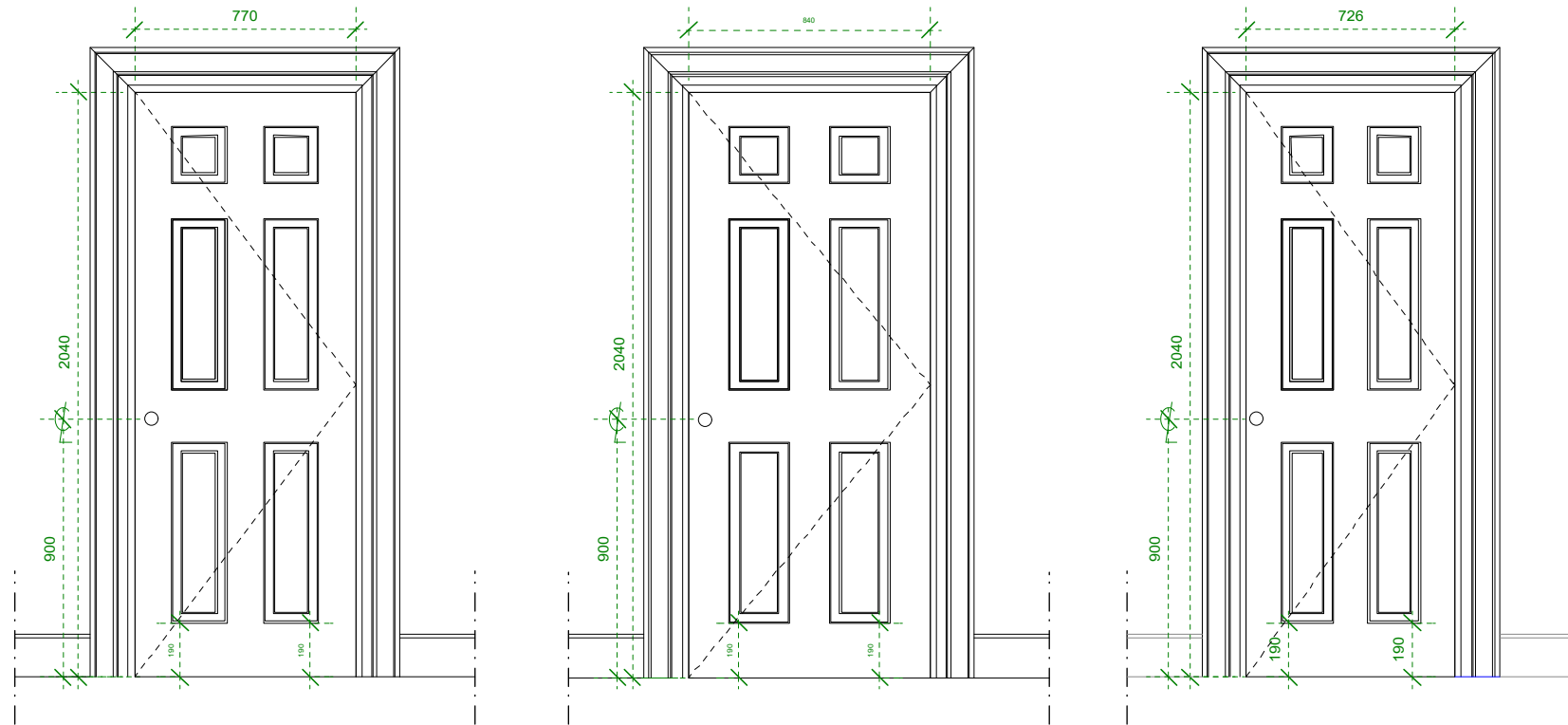
The design and drawings remain the property of Peek Architecture + Design. The client for this project will be licensed to use this design and documents on this site only upon full payment of architectural fees. This license is non-transferable. The design and drawings shall not be reproduced, up-loaded to the internet or traced without the permission of Peek Architecture + Design.

This drawing has been prepared from a survey drawing from Peek Architecture and Design Ltd commissioned by the client. It is VERY IMPORTANT that all dimensions are checked carefully before any work commences or any materials are ordered. If any discrepancies are noticed between this drawing and any other contract document then please contact Peek Architecture + Design immediately.

DO NOT SCALE USE FIGURED DIMENSIONS ONLY
All dimensions to be verified on site prior to the commencement of any work or the production of any shop drawing.

This drawing to be read in conjunction with all related Architect's and Engineer's drawings and any other relevant information.

GENERAL NOTES:



DOOR TYPE 18
Scale: 1:25

Door code -
S/FD 2

Finish - Painted timber, single leaf, 6 panel, standard hinged door with traditional edge bead detail bordering raised and fielded inset panel.

Ironmongery - Refer to Door Supply Schedule
Allow for -fire rate hinges
-Door stopper where applicable
-Thumb turn where applicable and matching key hole where applicable.

Architrave - Painted timber traditional architrave

Fire rated - 1/2 hour FD, with smoke seals as necessary

Door swing dependant on location

DOOR TYPE 19
Scale: 1:25

Door code -
S/FD 3

Finish - Painted timber, single leaf, 6 panel, standard hinged door with traditional edge bead detail bordering raised and fielded inset panel.

Ironmongery - Refer to Door Supply Schedule
Allow for -fire rate hinges
-Door stopper where applicable
-Thumb turn where applicable and matching key hole where applicable.

Architrave - Painted timber traditional architrave

Fire rated - 1/2 hour FD, with smoke seals as necessary

Door swing dependant on location

DOOR TYPE 20
Scale: 1:25

Door code -
S/D 1

Finish - Painted timber, single leaf, 6 panel, standard hinged door with traditional edge bead detail bordering raised and fielded inset panel.

Ironmongery - Refer to Door Supply Schedule
Allow for -fire rate hinges
-Door stopper where applicable
-Thumb turn where applicable and matching key hole where applicable.

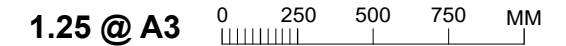
Architrave - Painted timber traditional architrave

Fire rated - 1/2 hour FD, with smoke seals as necessary

Door swing dependant on location

KEY

S/FD - Second floor fire door
S/D - Second floor door



DATE:	REVISION:	REVISION COMMENTS:	AUTHOR:	CHECKED:
29.07.22	-	First Issue - planning conditions	RS	NN

15 GREAT JAMES STREET

DRAWING NAME:

**PROPOSED INTERNAL DOOR SCHEDULE
SECOND FLOOR**

PROJECT NO: **P1012-15** DRAWING NO: **PL300-7** REVISION: SCALE @ SIZE: **1:25 @ A3**

START DATE: **JULY 2022** FIRST AUTHOR: **RS**



Address: 12-13 Poland Street, London, W1F 8QB
Web: www.peakarchitecture.co.uk | Email: georgina@peakarchitecture.co.uk | Tel: 0207 734 3094

*Existing door opening, dimension to be checked by contractor

*Existing door opening, dimension to be checked by contractor

SECOND FLOOR - PROPOSED INTERNAL DOORS

COPYRIGHT AND LIABILITY NOTES:

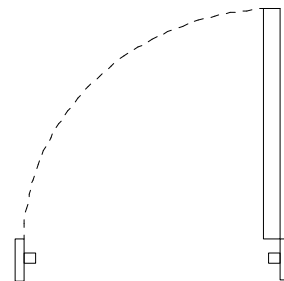
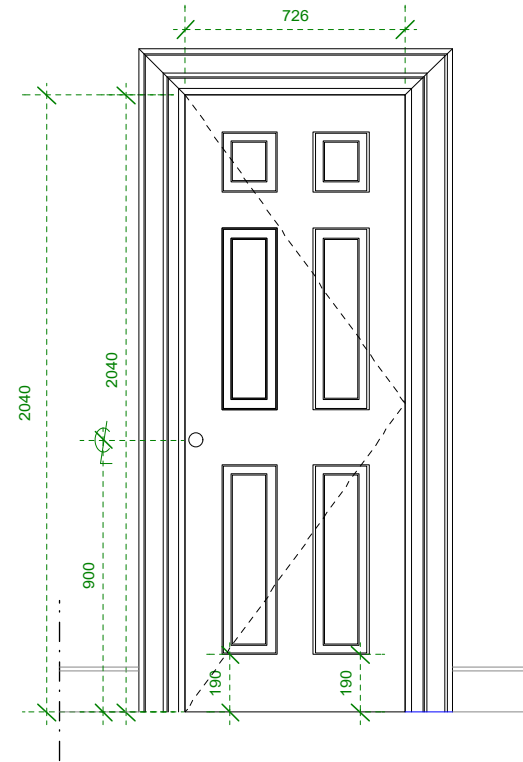
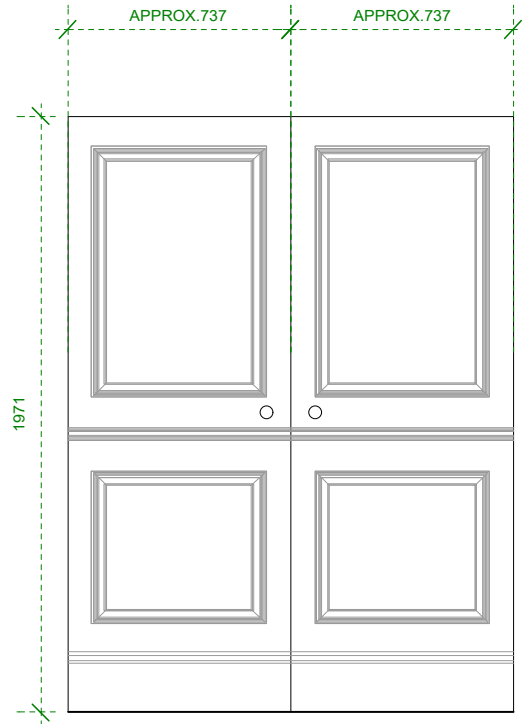
The design and drawings remain the property of Peek Architecture + Design. The client for this project will be licensed to use this design and documents on this site only upon full payment of architectural fees. This license is non-transferable. The design and drawings shall not be reproduced, up-loaded to the internet or traced without the permission of Peek Architecture + Design.

This drawing has been prepared from a survey drawing from Peek Architecture and Design Ltd commissioned by the client. It is VERY IMPORTANT that all dimensions are checked carefully before any work commences or any materials are ordered. If any discrepancies are noticed between this drawing and any other contract document then please contact Peek Architecture + Design immediately.

DO NOT SCALE USE FIGURED DIMENSIONS ONLY
All dimensions to be verified on site prior to the commencement of any work or the production of any shop drawing.

This drawing to be read in conjunction with all related Architect's and Engineer's drawings and any other relevant information.

GENERAL NOTES:



DOOR TYPE 21
Scale: 1:25

DOOR TYPE 22
Scale: 1:25

KEY

S/FD - Second floor fire door
S/D - Second floor door

1.25 @ A3 0 250 500 750 MM

29.07.22	-	First Issue - planning conditions	RS	NN
DATE:	REVISION:	REVISION COMMENTS:	AUTHOR:	CHECKED:

15 GREAT JAMES STREET

DRAWING NAME:
PROPOSED INTERNAL DOOR SCHEDULE
SECOND FLOOR

PROJECT NO: **P1012-15** DRAWING NO: **PL300-8** REVISION: SCALE @ SIZE:
1:25 @ A3
START DATE: **JULY 2022** FIRST AUTHOR: **RS**

PEEK | Architecture + Design Ltd
Address: 12-13 Poland Street, London, W1F 8QB
Web: www.peakarchitecture.co.uk | Email: georgina@peakarchitecture.co.uk | Tel: 0207 734 3094

Door code -
S/D 4
Finish - Painted timber, double leaf, raised and filed inset panel, classical rail -Door leaf to match wall panel
Ironmongery - Refer to Door Supply Schedule
Allow for -fire rate hinges
-Door stopper where applicable
-Thumb turn where applicable and matching key hole where applicable.
Ecclise double pocket door frame
Architrave - No architrave- build wall panel over
Fire rated - N/A
Door swing dependant on location

Door code -
S/D 5
Finish - Painted timber, single leaf, 6 panel, standard hinged door with traditional edge bead detail bordering raised and fielded inset panel.
Ironmongery - Refer to Door Supply Schedule
Allow for -fire rate hinges
-Door stopper where applicable
-Thumb turn where applicable and matching key hole where applicable.
Architrave - Painted timber traditional architrave
Fire rated - N/A
Door swing dependant on location

THIRD FLOOR - PROPOSED INTERNAL DOORS

COPYRIGHT AND LIABILITY NOTES:

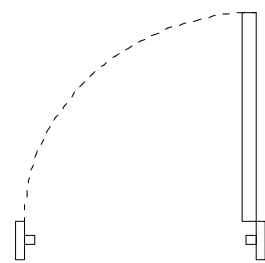
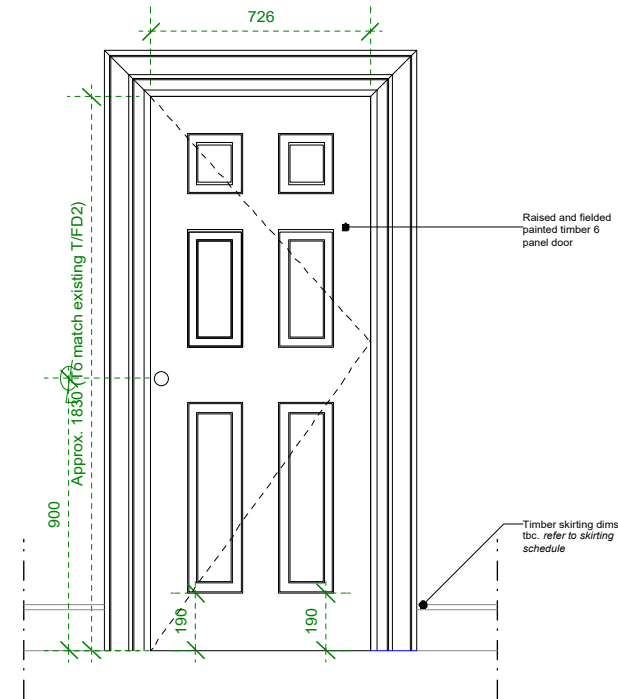
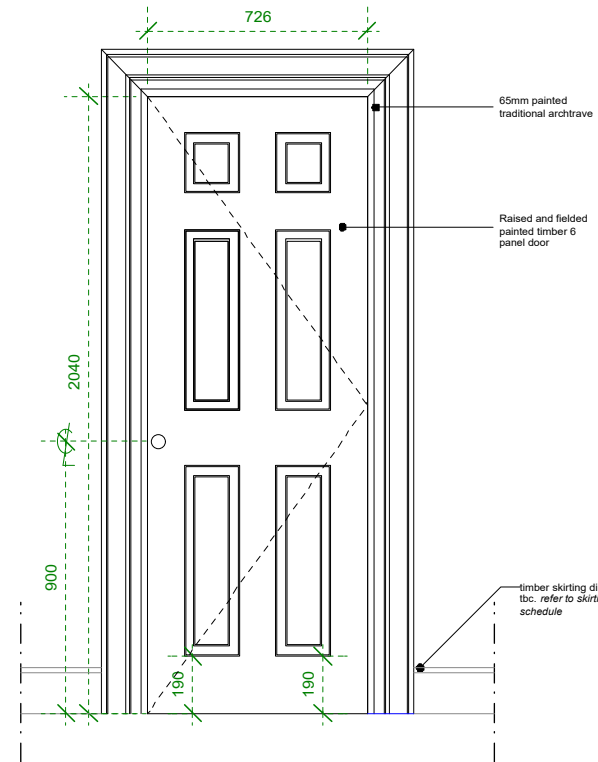
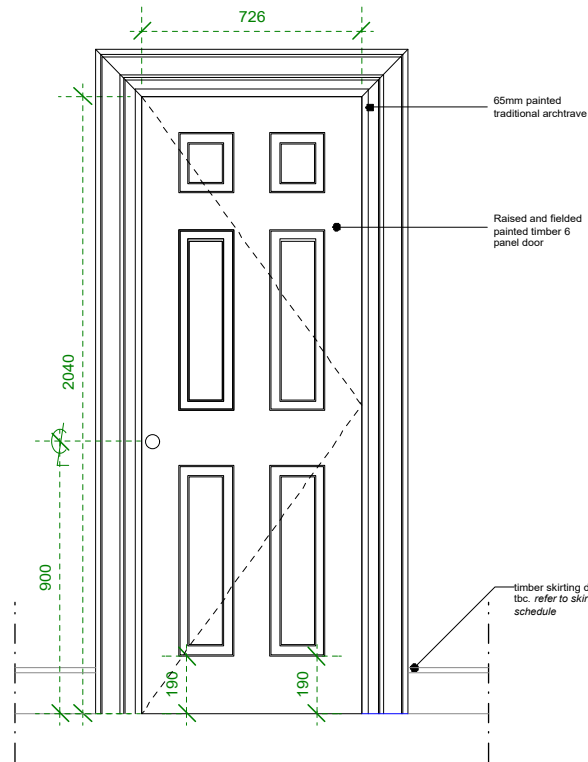
The design and drawings remain the property of Peek Architecture + Design. The client for this project will be licensed to use this design and documents on this site only upon full payment of architectural fees. This license is non-transferable. The design and drawings shall not be reproduced, up-loaded to the internet or traced without the permission of Peek Architecture + Design.

This drawing has been prepared from a survey drawing from Peek Architecture and Design Ltd commissioned by the client. It is VERY IMPORTANT that all dimensions are checked carefully before any work commences or any materials are ordered. If any discrepancies are noticed between this drawing and any other contract document then please contact Peek Architecture + Design immediately.

DO NOT SCALE USE FIGURED DIMENSIONS ONLY
All dimensions to be verified on site prior to the commencement of any work or the production of any shop drawing.

This drawing to be read in conjunction with all related Architect's and Engineer's drawings and any other relevant information.

GENERAL NOTES:



DOOR TYPE 23
Scale: 1:25

Door code -
T/FD 2

Finish - Painted timber, single leaf, 6 panel, standard hinged door with traditional edge bead detail bordering raised and fielded inset panel.

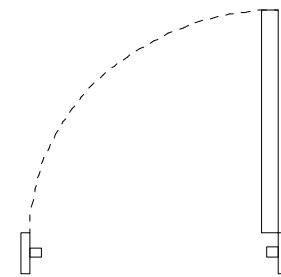
Ironmongery - Refer to Door Supply Schedule
Allow for -fire rate hinges
-Door stopper where applicable
-Thumb turn where applicable and matching key hole where applicable.

Architrave - Painted timber traditional architrave

Fire rated - 1/2 hour FD, with smoke seals as necessary

Door swing dependant on location

*Existing door opening, dimension to be checked by contractor



DOOR TYPE 24
Scale: 1:25

Door code -
T/FD 1
T/FD 6

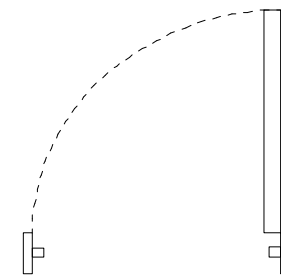
Finish - Painted timber, single leaf, 6 panel, standard hinged door with traditional edge bead detail bordering raised and fielded inset panel.

Ironmongery - Refer to Door Supply Schedule
Allow for -fire rate hinges
-Door stopper where applicable
-Thumb turn where applicable and matching key hole where applicable.

Architrave - Painted timber traditional architrave

Fire rated - 1/2 hour FD, with smoke seals as necessary

Door swing dependant on location



DOOR TYPE 25
Scale: 1:25

Door code -
T/FD 3

Finish - Painted timber, single leaf, 6 panel, standard hinged door with traditional edge bead detail bordering raised and fielded inset panel.

Ironmongery - Refer to Door Supply Schedule
Allow for -fire rate hinges
-Door stopper where applicable
-Thumb turn where applicable and matching key hole where applicable.

Architrave - Painted timber traditional architrave

Fire rated - 1/2 hour FD, with smoke seals as necessary

Door swing dependant on location

*Existing door opening, dimension to be checked by contractor

KEY

T/FD - Third floor fire door
T/D - Third floor door

1.25 @ A3 0 250 500 750 MM

29.07.22	-	First Issue - planning conditions	RS	NN
DATE:	REVISION:	REVISION COMMENTS:	AUTHOR:	CHECKED:

15 GREAT JAMES STREET

DRAWING NAME:

**PROPOSED INTERNAL DOOR SCHEDULE
THIRD FLOOR**

PROJECT NO: **P1012-15** DRAWING NO: **PL300-9** REVISION: SCALE @ SIZE: **1:25 @ A3**

START DATE: **JULY 2022** FIRST AUTHOR: **RS**



Address: 12-13 Poland Street, London, W1F 8QB
Web: www.peekarchitecture.co.uk | Email: georgina@peekarchitecture.co.uk | Tel: 0207 734 3094

THIRD FLOOR - PROPOSED INTERNAL DOORS

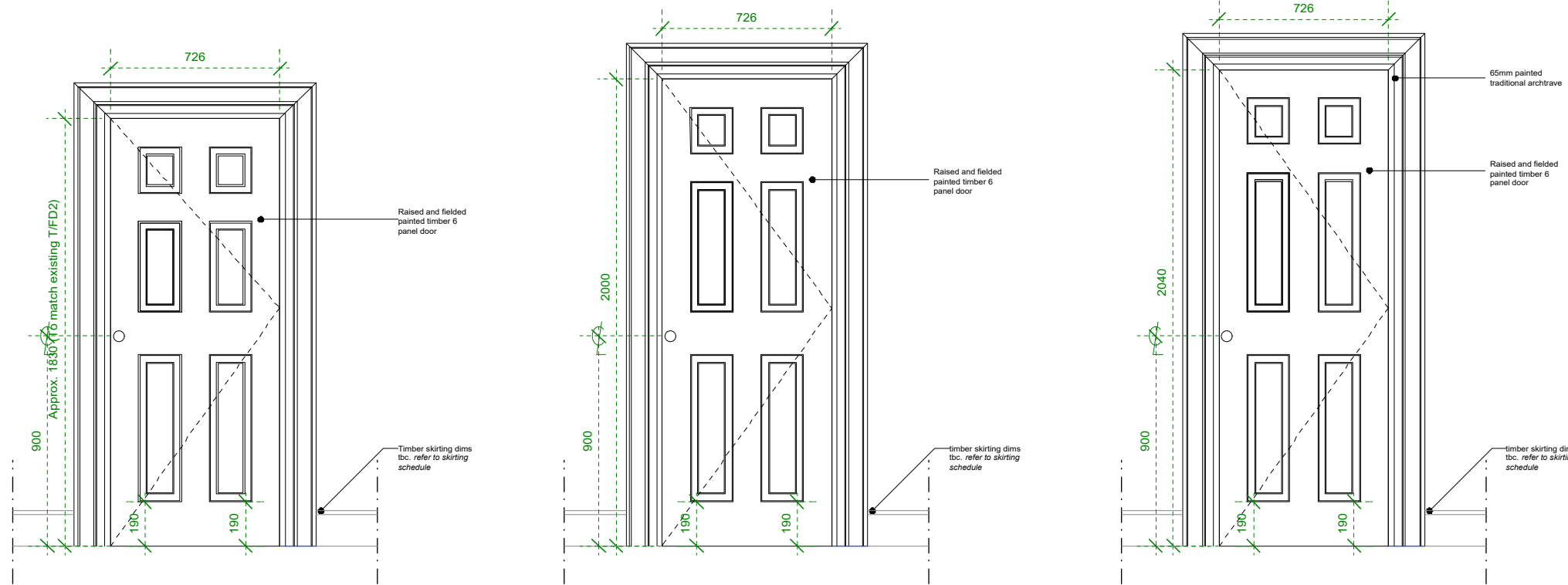
COPYRIGHT AND LIABILITY NOTES:
 The design and drawings remain the property of Peek Architecture + Design. The client for this project will be licensed to use this design and documents on this site only upon full payment of architectural fees. This license is non-transferable. The design and drawings shall not be reproduced, up-loaded to the internet or traced without the permission of Peek Architecture + Design.

This drawing has been prepared from a survey drawing from Peek Architecture and Design Ltd commissioned by the client. It is VERY IMPORTANT that all dimensions are checked carefully before any work commences or any materials are ordered. If any discrepancies are noticed between this drawing and any other contract document then please contact Peek Architecture + Design immediately.

DO NOT SCALE USE FIGURED DIMENSIONS ONLY
 All dimensions to be verified on site prior to the commencement of any work or the production of any shop drawing.

This drawing to be read in conjunction with all related Architect's and Engineer's drawings and any other relevant information.

GENERAL NOTES:



1.25 @ A3 0 250 500 750 MM

DATE:	REVISION:	REVISION COMMENTS:	AUTHOR:	CHECKED:
29.07.22	-	First Issue - planning conditions	RS	NN

15 GREAT JAMES STREET
 DRAWING NAME:
PROPOSED INTERNAL DOOR SCHEDULE
THIRD FLOOR

PROJECT NO: **P1012-15** DRAWING NO: **PL300-10** REVISION: SCALE @ SIZE: **1:25 @ A3**
 START DATE: **JULY 2022** FIRST AUTHOR: **RS**

PEEK | Architecture + Design Ltd
 Address: 12-13 Poland Street, London, W1F 8QB
 Web: www.peakarchitecture.co.uk | Email: georgina@peakarchitecture.co.uk | Tel: 0207 734 3094

DOOR TYPE 26
 Scale: 1:25

Door code -
 T/D 4
Finish - Painted timber, single leaf, 6 panel, standard hinged door with traditional edge bead detail bordering raised and fielded inset panel.
Ironmongery - Refer to Door Supply Schedule
 Allow for -fire rate hinges
 -Door stopper where applicable
 -Thumb turn where applicable and matching key hole where applicable.
Architrave - Painted timber traditional architrave
Fire rated - N/A
Door swing dependant on location

DOOR TYPE 27
 Scale: 1:25

Door code -
 T/D 7
Finish - Painted timber, single leaf, 6 panel, standard hinged door with traditional edge bead detail bordering raised and fielded inset panel.
Ironmongery - Refer to Door Supply Schedule
 Allow for -fire rate hinges
 -Door stopper where applicable
 -Thumb turn where applicable and matching key hole where applicable.
Architrave - Painted timber traditional architrave
Fire rated - N/A
Door swing dependant on location

DOOR TYPE 28
 Scale: 1:25

Door code -
 T/D 5
Finish - Painted timber, single leaf, 6 panel, standard hinged door with traditional edge bead detail bordering raised and fielded inset panel.
Ironmongery - Refer to Door Supply Schedule
 Allow for -fire rate hinges
 -Door stopper where applicable
 -Thumb turn where applicable and matching key hole where applicable.
Architrave - Painted timber traditional architrave
Fire rated - N/A
Door swing dependant on location

*Existing door opening, dimension to be checked by contractor