

**COPYRIGHT AND LIABILITY NOTES:**

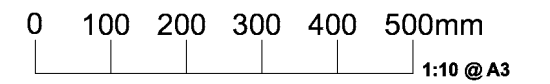
The design and drawings remain the property of Peek Architecture + Design. The client for this project will be licensed to use this design and documents on this site only upon full payment of architectural fees. This license is non-transferable. The design and drawings shall not be reproduced, up-loaded to the internet or traced without the permission of Peek Architecture + Design.

This drawing has been prepared from a survey drawing from Peek Architecture and Design Ltd commissioned by the client. It is VERY IMPORTANT that all dimensions are checked carefully before any work commences or any materials are ordered. If any discrepancies are noticed between this drawing and any other contract document then please contact Peek Architecture + Design immediately.

**DO NOT SCALE USE FIGURED DIMENSIONS ONLY**  
All dimensions to be verified on site prior to the commencement of any work or the production of any shop drawing.

This drawing to be read in conjunction with all related Architect's and Engineer's drawings and any other relevant information.

**GENERAL NOTES:**



DATE:	REVISION:	REVISION COMMENTS:	AUTHOR:	CHECKED:
12/08/22	-	First issue-planning conditions	RS	NN

**15 GREAT JAMES STREET**  
DRAWING NAME:  
**Glazed Contemporary Door - Basement L/D8 (SPA)**  
PROJECT NO: P1012-15 DRAWING NO: PL309-1 REVISION: - SCALE @ SIZE: 1:10 @ A3  
START DATE: AUG 22 FIRST AUTHOR: RS



Address: 12-13 Poland Street, London, W1F 8QB  
Web: www.peekarchitecture.co.uk | Email: georgina@peekarchitecture.co.uk | Tel: 0207 734 3094

ELEVATION  
Scale: 1:10

SECTION  
Scale: 1:10

**COPYRIGHT AND LIABILITY NOTES:**

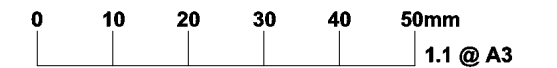
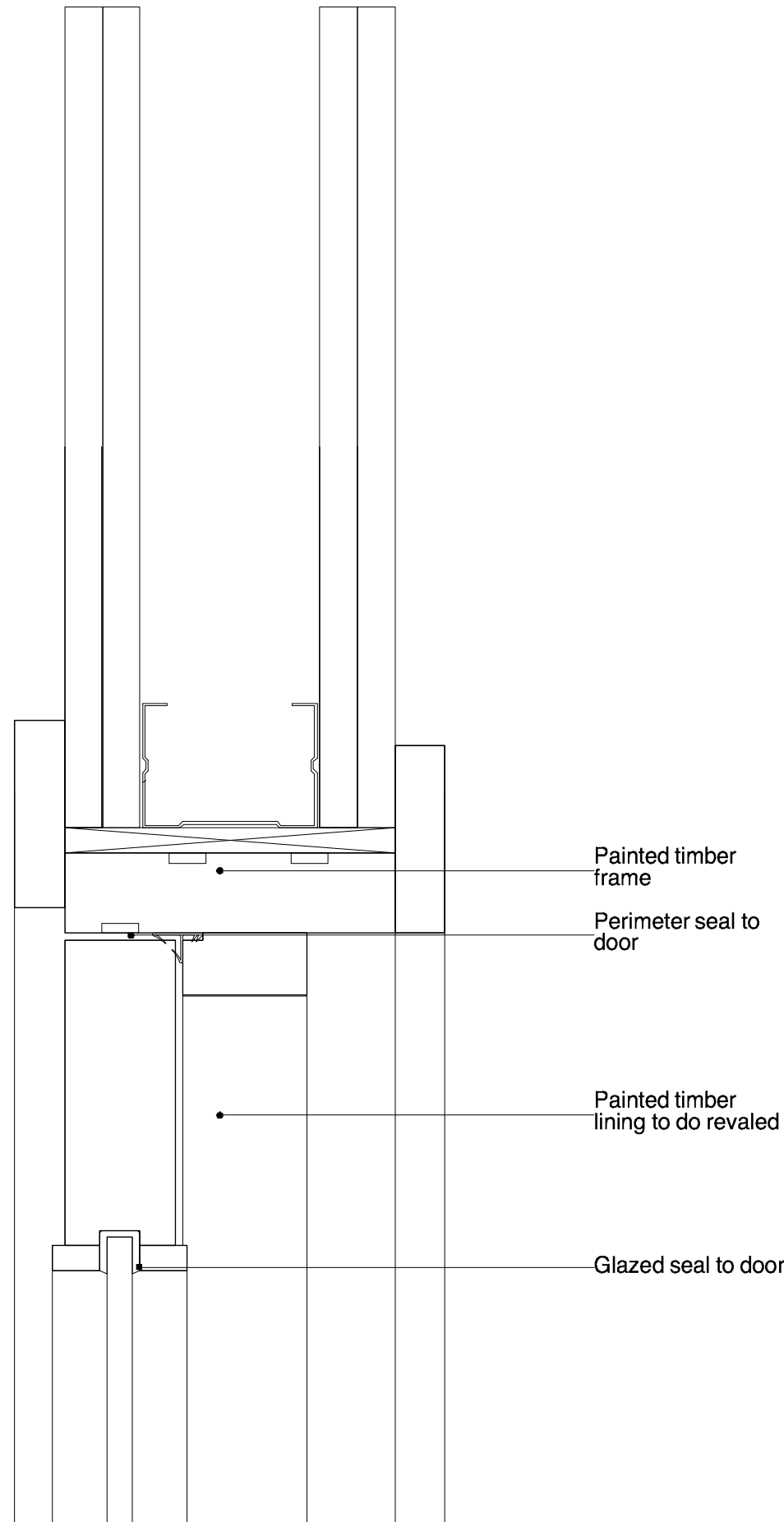
The design and drawings remain the property of Peek Architecture + Design. The client for this project will be licensed to use this design and documents on this site only upon full payment of architectural fees. This license is non-transferable. The design and drawings shall not be reproduced, up-loaded to the internet or traced without the permission of Peek Architecture + Design.

This drawing has been prepared from a survey drawing from Peek Architecture and Design Ltd commissioned by the client. It is VERY IMPORTANT that all dimensions are checked carefully before any work commences or any materials are ordered. If any discrepancies are noticed between this drawing and any other contract document then please contact Peek Architecture + Design immediately.

**DO NOT SCALE USE FIGURED DIMENSIONS ONLY**  
All dimensions to be verified on site prior to the commencement of any work or the production of any shop drawing.

This drawing to be read in conjunction with all related Architect's and Engineer's drawings and any other relevant information.

**GENERAL NOTES:**



DATE:	REVISION:	REVISION COMMENTS:	AUTHOR:	CHECKED:
12/08/22	-	First issue-planning conditions	RS	NN

**15 GREAT JAMES STREET**  
DRAWING NAME:  
**Glazed Contemporary Door - Basement L/D8**

PROJECT NO: DRAWING NO: REVISION: SCALE @ SIZE:  
**P1012-15 PL309-2 - 1:1@ A3**

START DATE: FIRST AUTHOR:  
**AUG 22 RS**

**PEEK** | Architecture + Design Ltd

Address: 12-13 Poland Street, London, W1F 8GB  
Web: www.peakarchitecture.co.uk | Email: georgina@peakarchitecture.co.uk | Tel: 0207 734 3094

DET 001  
Scale 1:1