

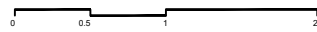


EXISTING ELEVATION / SECTION KEY

- 1. natural slate mansard roof
- 2. stock brick
- 3. painted timber sash windows
- 4. existing 1990's conservatory
- 5. cast iron RWPs and gutters

-  existing walls
-  to be removed

Sections as Existing  
1:25 @A1 / 1:50 @A3



Section A-A

Section B-B