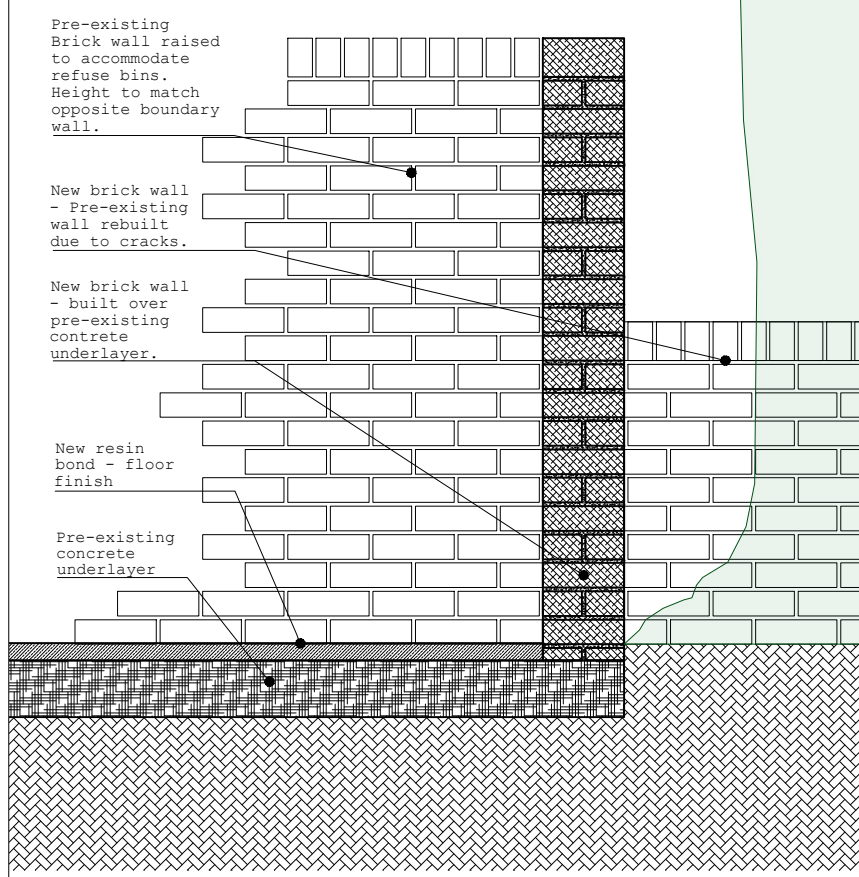
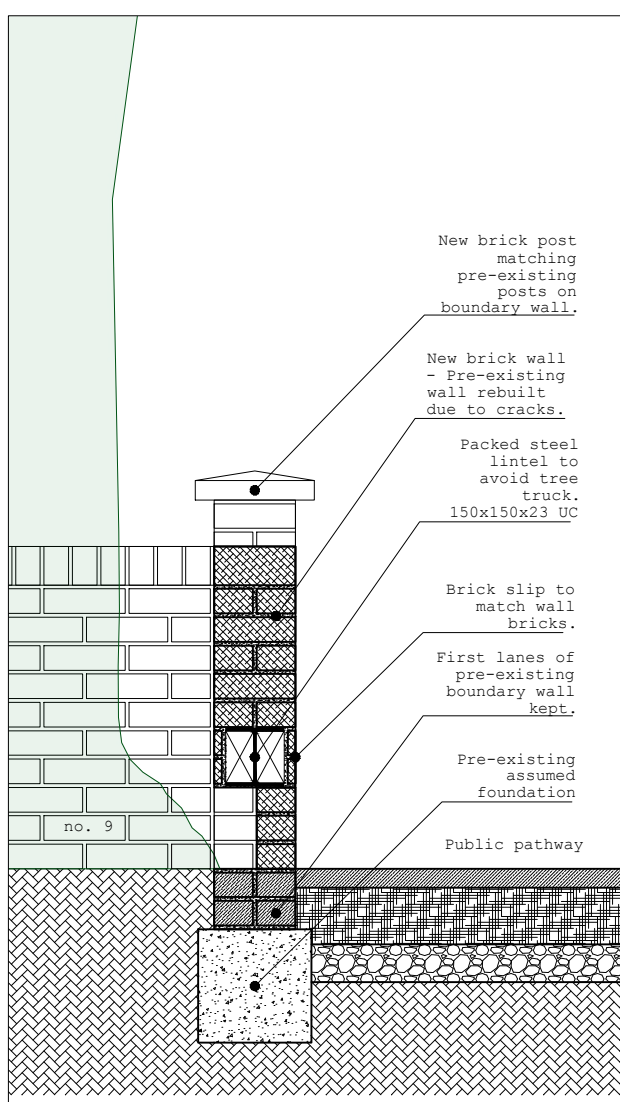


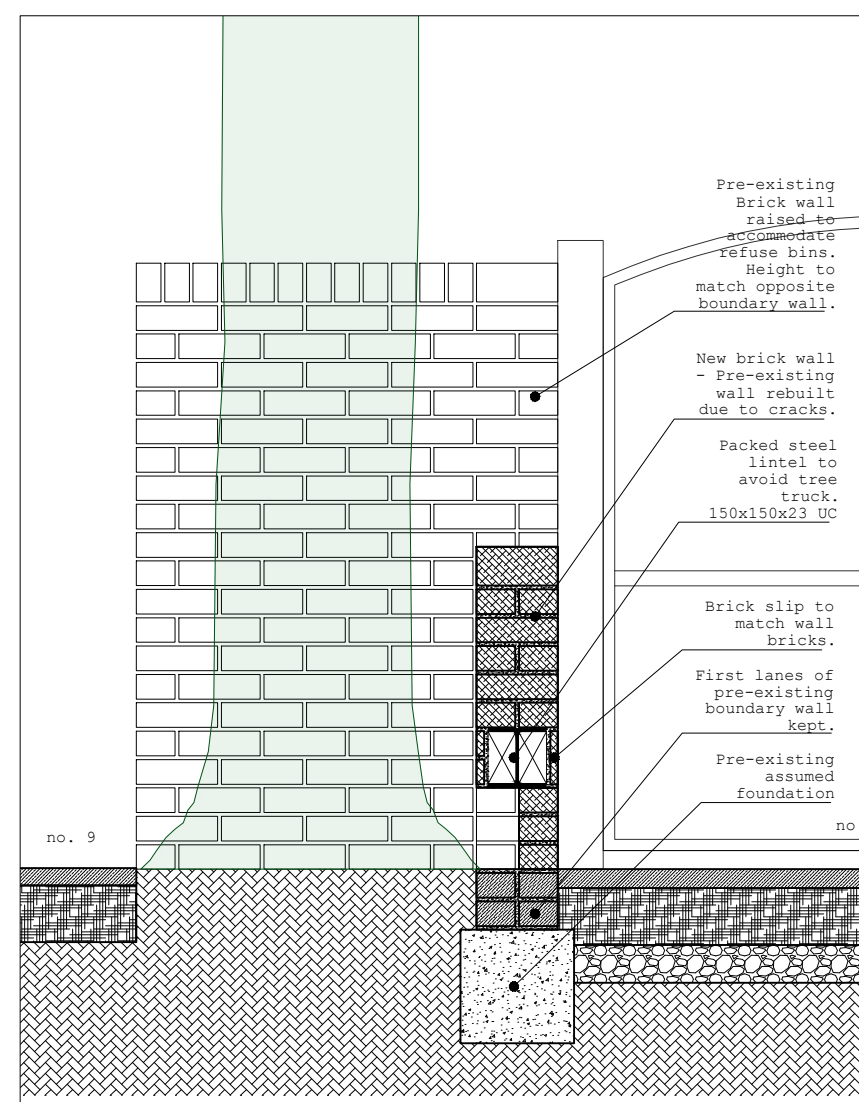
The new height matches the height of the opposite boundary wall. It is essential to fix the required 11 boxed gas meters, the refuse bins are more disguised from the street view and also is used by our neighbors (no.11) to fix they car gate.



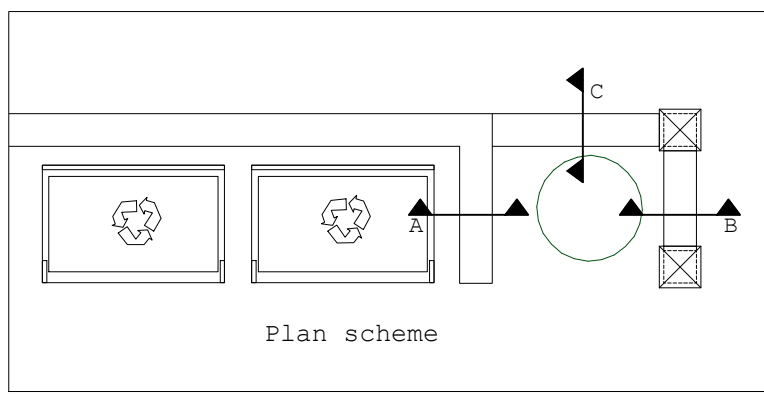
Section A
Scale 1:20



Section B
Scale 1:20



Section C
Scale 1:20



Plan scheme

General Notes

Local authorities (Planning Group or Building Control) might request for additional items / information to be added / revised.

Contractor, sub-contractor or supplier is to report any errors, omission or discrepancies on the drawings, and shall not vary any work shown on the drawings without obtaining prior approval from the Architect. Contractor, sub-contractor or supplier is responsible for requesting any additional information from the architect for the correct execution of the works.

Contractor, sub-contractor or supplier shall supply to the Architect all shop drawings, illustrations, specifications, etc. of all specialist work to be incorporated into the main contract works, and shall immediately inform the Architect if any work shown on this drawing is not in accordance with the relevant codes of practice recognized as good practice throughout the industry or if it does not comply with the relevant local authority bye-laws or building regulations.

Contractor to verify all dimensions on site before commencing any work on site or preparing any shop drawings. Figured dimensions to take precedence over scaled dimensions.

Contractor, sub-contractor or supplier shall immediately advise the Architect / quantity surveyor of the effect upon program and cost of any alterations to the proposed works shown on this drawing.

All materials, components and workmanship to comply with the relevant British Standards, Codes of Practice and appropriate manufacturers' recommendations that from time to time shall apply.

This drawing superseded all previous issues of the same drawing number with earlier revisions. This drawing and design is copyright to QR Architects and remains the property of QR Architects, and as such the contents must not be disclosed to anyone or reproduced in any way without prior consent from QR Architects.

Project

9 Maresfield Gardens
London NW3 5SJ

Client

Mr and Mrs. Mandell
Mr. Curtis

Zone

A

Level

no. 9

Discipline

ARCHITECTURE

Drawing Number

9MG-PP-08

Paper Size

A3 SHEET

Drawing Title

Boundary section details

Status

PLANNING

Revision

Scale

1:20

Date

05/08/2022

Drawn

BMG

Checked

BMG

Project Title

9 Maresfield Gardens

q|R
ARCHITECTS
 LONDON

phone +44 (0) 203 287 0055
 email info@qrarchitects.co.uk
 website www.qrarchitects.co.uk