

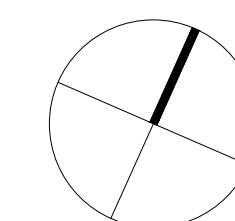


KEY :

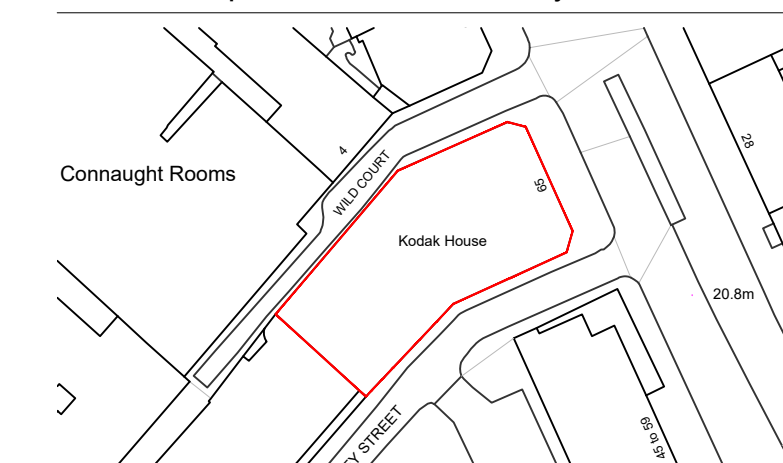
-  Stainless Steel threshold trim.
-  Black metal threshold trim

Refer to manufacturers specs numbered as below:

Title: WC and common parts	A
Title: Mosaic pattern	A,B,C
Title: reception borders	D
Title: reception field	E
Raised access floor	F
Timber floor	G
Carpet/Bolon	H



P1	For Planning	AC	05.07.22
<b>Rev.</b>	<b>Description.</b>	<b>By</b>	<b>Date</b>



**Client**  
Kings Keeley Limited C/o Clearbell Capital LLP

**Project**  
65 Kingsway - Base Scheme

Title				
Proposed Fourth Floor Finishes				
Status	Purpose of issue			RIBA stage
S2	For Planning			2
Project No.	Drawn	Checked	Scale	Rev.
1914	FB	TJ	1:100 @ A1 1:200 @ A3	P1

1914-BG-01-01-DR-A-40.255

Do not scale from this drawing. The Contractor is to take and check all dimensions on site before work commences. Discrepancies must be reported to the Architect. Subcontractors must verify all dimensions on site before making a shop drawing or commencing manufacturing. This drawing is copyright. ©

© Copyright Barr Gazetas Ltd.  
A 19 Heddon Street, London, W1B 4BG  
T 0207 636 5581  
W [www.barrgazetas.com](http://www.barrgazetas.com)

