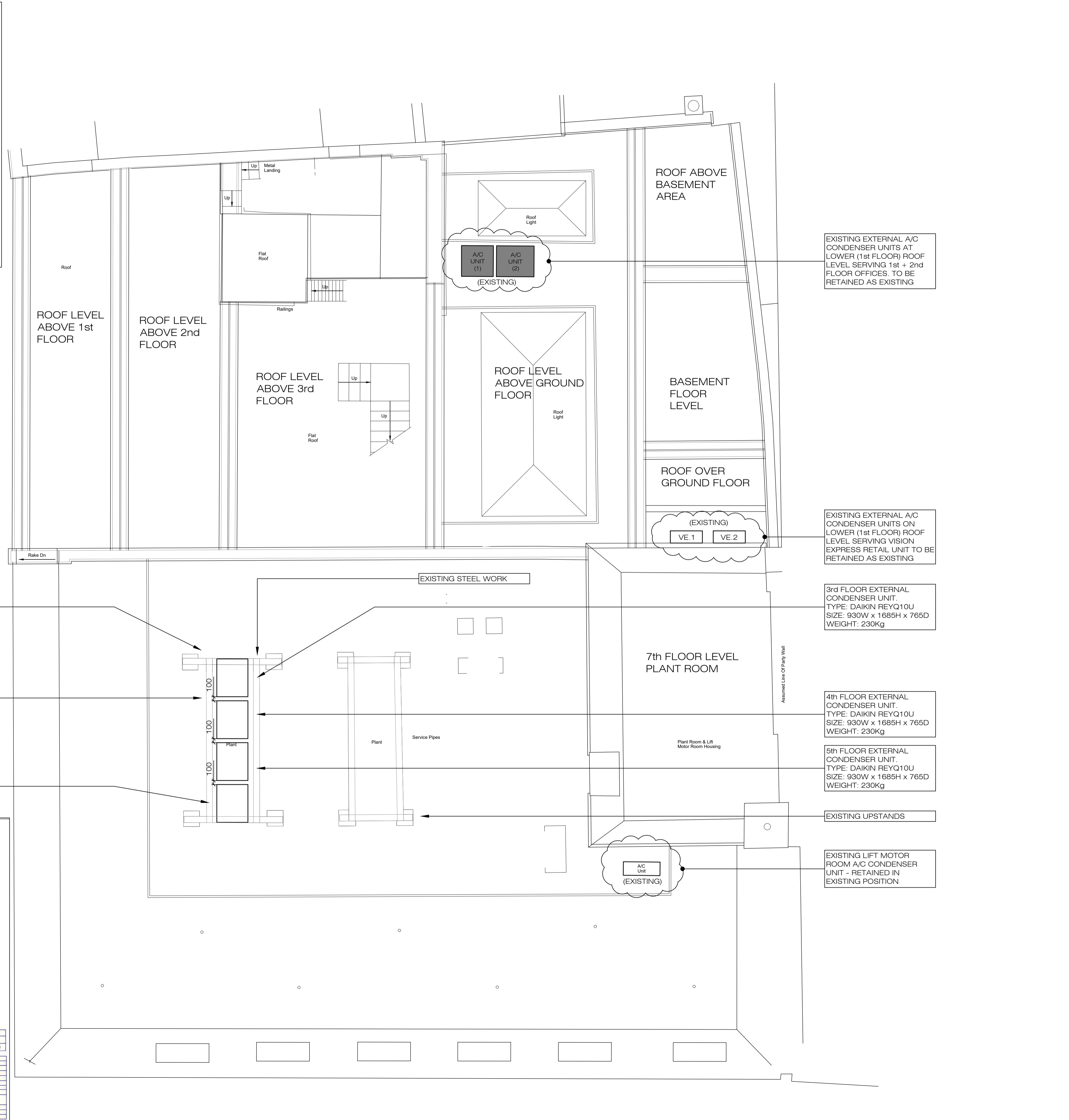


SOUND OUTPUT DATA FOR REYQ10U EQUIPMENT



COURT



NEW CONDENSER UNITS RESTING ON EXISTING STEELS C/W SPANNED CHANNEL/HEAVY GAUGE DOUBLE BACKED UNISTRUT

4No. PROPOSED DAIKIN REY-Q10U EXTERNAL DX A/C VRF CHILLER UNITS TO REPLACE REDUNDANT CHILLED WATER CHILLER UNITS (SEE DRG No. PA.01), BEING REMOVED. EACH REPLACEMENT UNIT = 930mm W x 765mm D x 1685mm H AND TO BE INSTALLED ONTO EXISTING (RETAINED) CHILLER SUPPORT STEEL FRAME.

6th FLOOR EXTERNAL CONDENSER UNIT. TYPE: DAIKIN REYQ10U SIZE: 930W x 1685H x 765D WEIGHT: 230Kg

EXISTING EXTERNAL A/C CONDENSER UNITS AT LOWER (1st FLOOR) ROOF LEVEL SERVING 1st + 2nd FLOOR OFFICES. TO BE RETAINED AS EXISTING

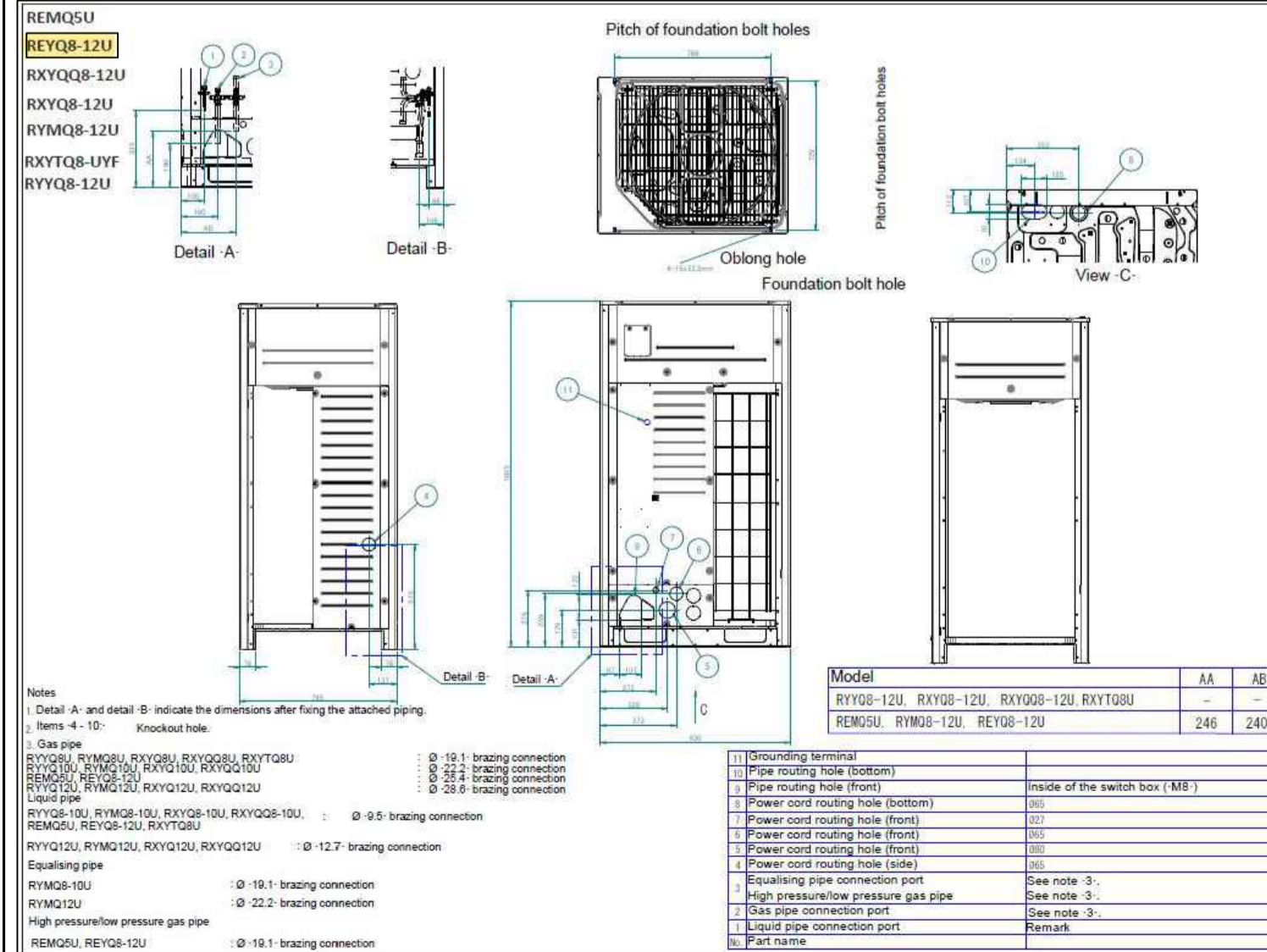
EXISTING EXTERNAL A/C CONDENSER UNITS ON LOWER (1st FLOOR) ROOF LEVEL SERVING VISION EXPRESS RETAIL UNIT TO BE RETAINED AS EXISTING

3rd FLOOR EXTERNAL CONDENSER UNIT. TYPE: DAIKIN REYQ10U SIZE: 930W x 1685H x 765D WEIGHT: 230Kg

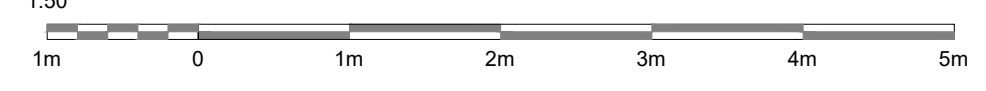
4th FLOOR EXTERNAL CONDENSER UNIT. TYPE: DAIKIN REYQ10U SIZE: 930W x 1685H x 765D WEIGHT: 230Kg

5th FLOOR EXTERNAL CONDENSER UNIT. TYPE: DAIKIN REYQ10U SIZE: 930W x 1685H x 765D WEIGHT: 230Kg

EXISTING LIFT MOTOR ROOM A/C CONDENSER UNIT - RETAINED IN EXISTING POSITION



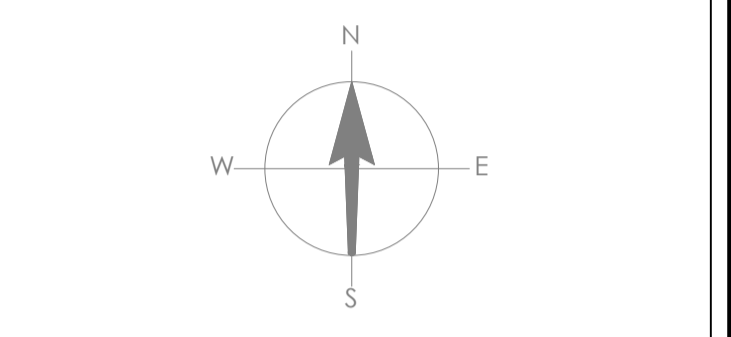
DIMENSION DATA FOR DAIKIN REYQ10U



Project No: D6146	Drawing No: PA.02	Revision no: B
-----------------------------	-----------------------------	--------------------------

Title:
Roof Level Proposed Replacement and New Plant Arrangement

- Notes:
- DIMENSIONS:** Figured dimensions are to be taken in preference to scaled dimensions. All dimensions are to be verified on site prior to work commencing.
 - DISCREPANCIES:** Any discrepancy is to be referred to the consultant before proceeding.
 - COPYRIGHT © 2022:** Copyright in this drawing is the property of Michael Jones & Associates LLP and must not be reproduced nor amended nor used for the execution of any works whether in connection with the proposed works for which it is prepared or otherwise without the express consent of Michael Jones & Associates LLP. All rights reserved.
 - RELATED DOCUMENTS:** This drawing shall be read in conjunction with the relevant written Specification of Works, accompanying drawings equipment schedules and all other relevant documents connected to those works shown on this drawing.



B	22nd July 2022	Planning Application
A	18th July 2022	Planning Application
-	27th May 2022	Planning Application (Draft)
No.	Date:	Amendment:

Michael Jones & Associates LLP
 ENGINEERING CONSULTANTS
 Crossway House
 8 London Road, Reigate, Surrey, RH2 9HY
 Tel: +44(0)1737 245610 Fax: +44(0)1737 241142
 e mail: info@mjasassociates.co.uk
 www.mjasassociates.co.uk

Scale: 1:50@A1	Date: May 2022	Drawn: EF	Chkd: MJA
--------------------------	--------------------------	---------------------	---------------------

Client:
ACAI (Swan House) Ltd

Project:
**Swan House
37-39 High Holborn
London WC1V 6AA**

Title:
Roof Level Proposed Replacement and New Plant Arrangement

Project No: D6146	Drawing No: PA.02	Revision No: B
-----------------------------	-----------------------------	--------------------------

HIGH HOLBORN

PLANNING APPLICATION