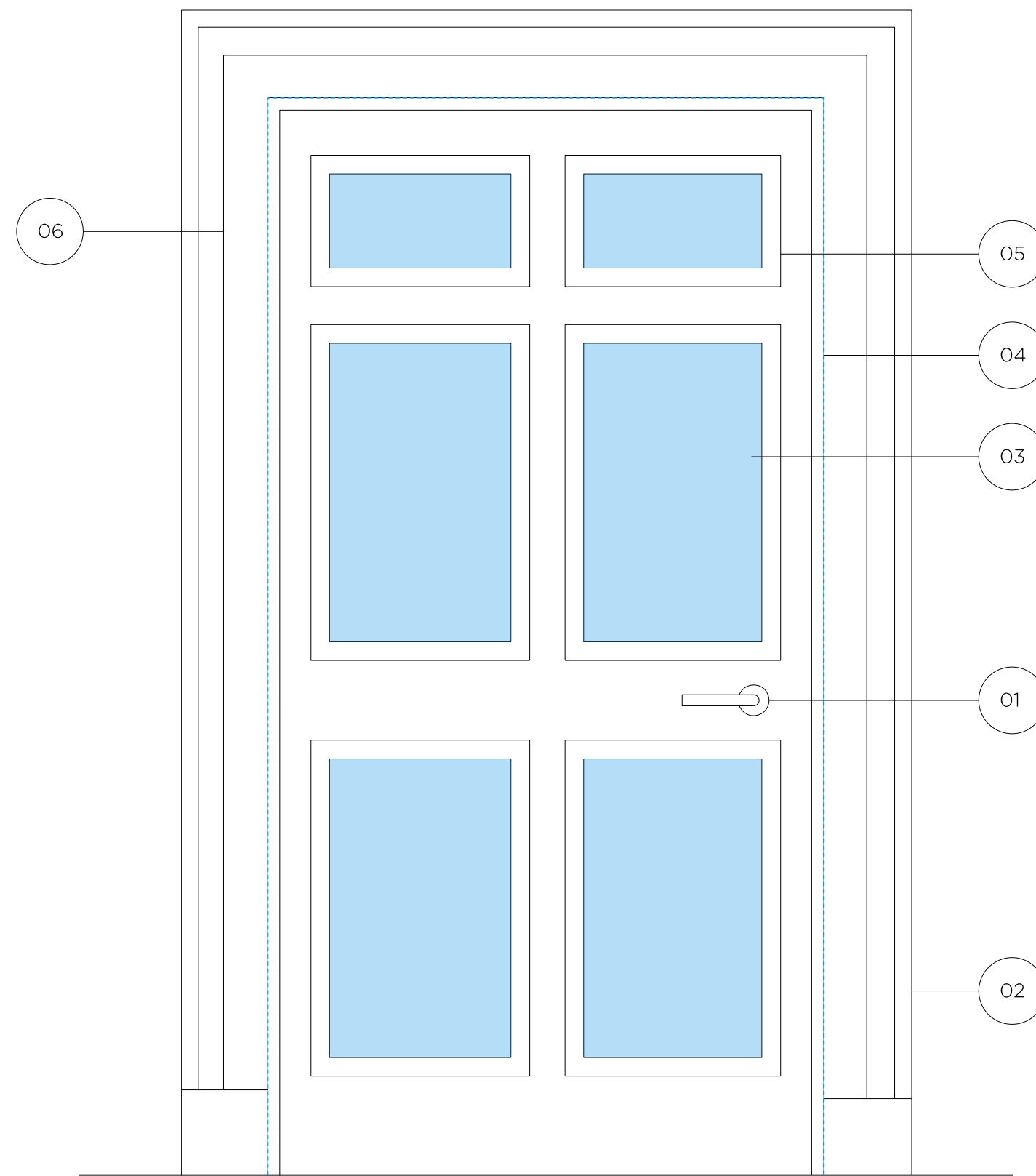
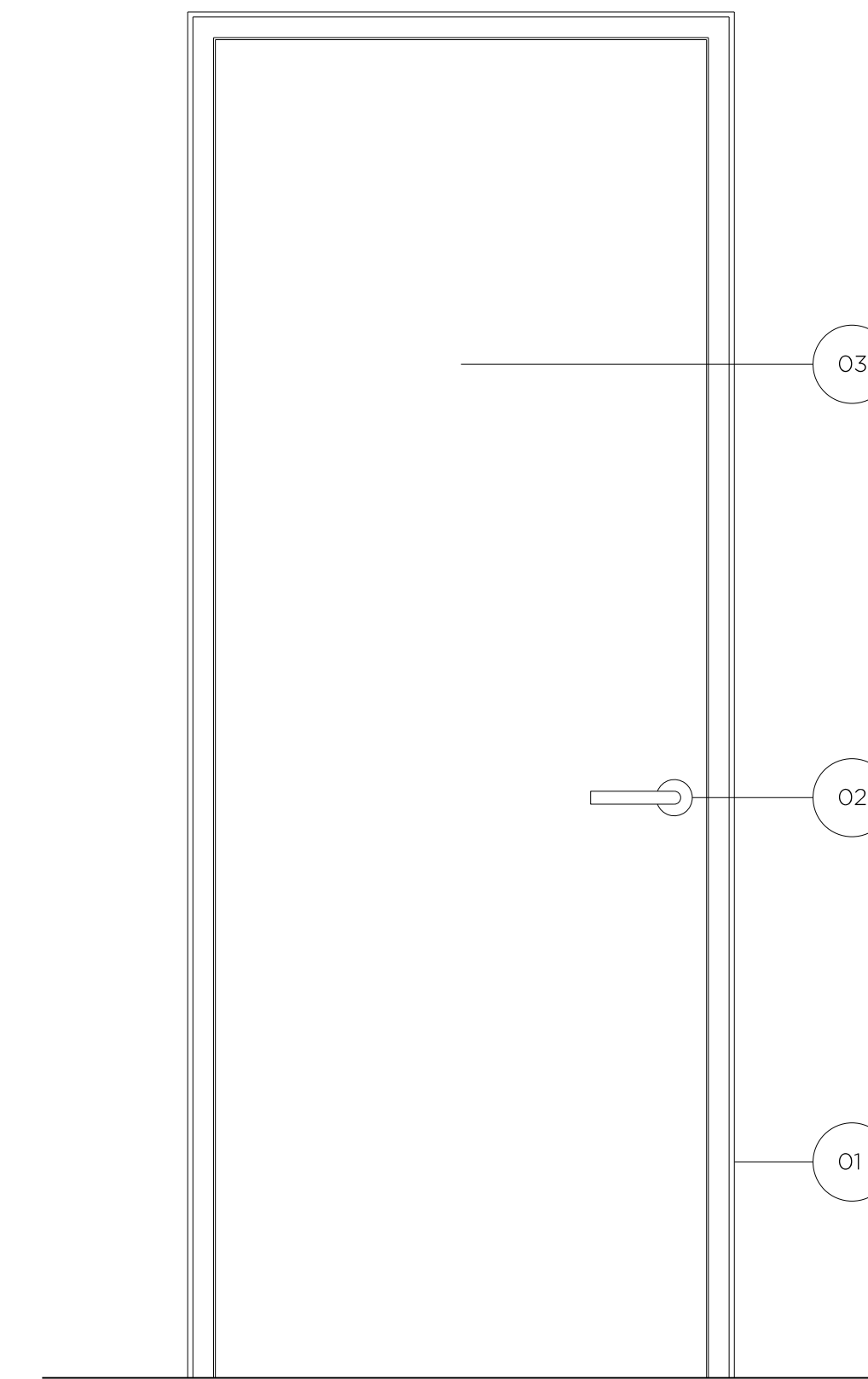


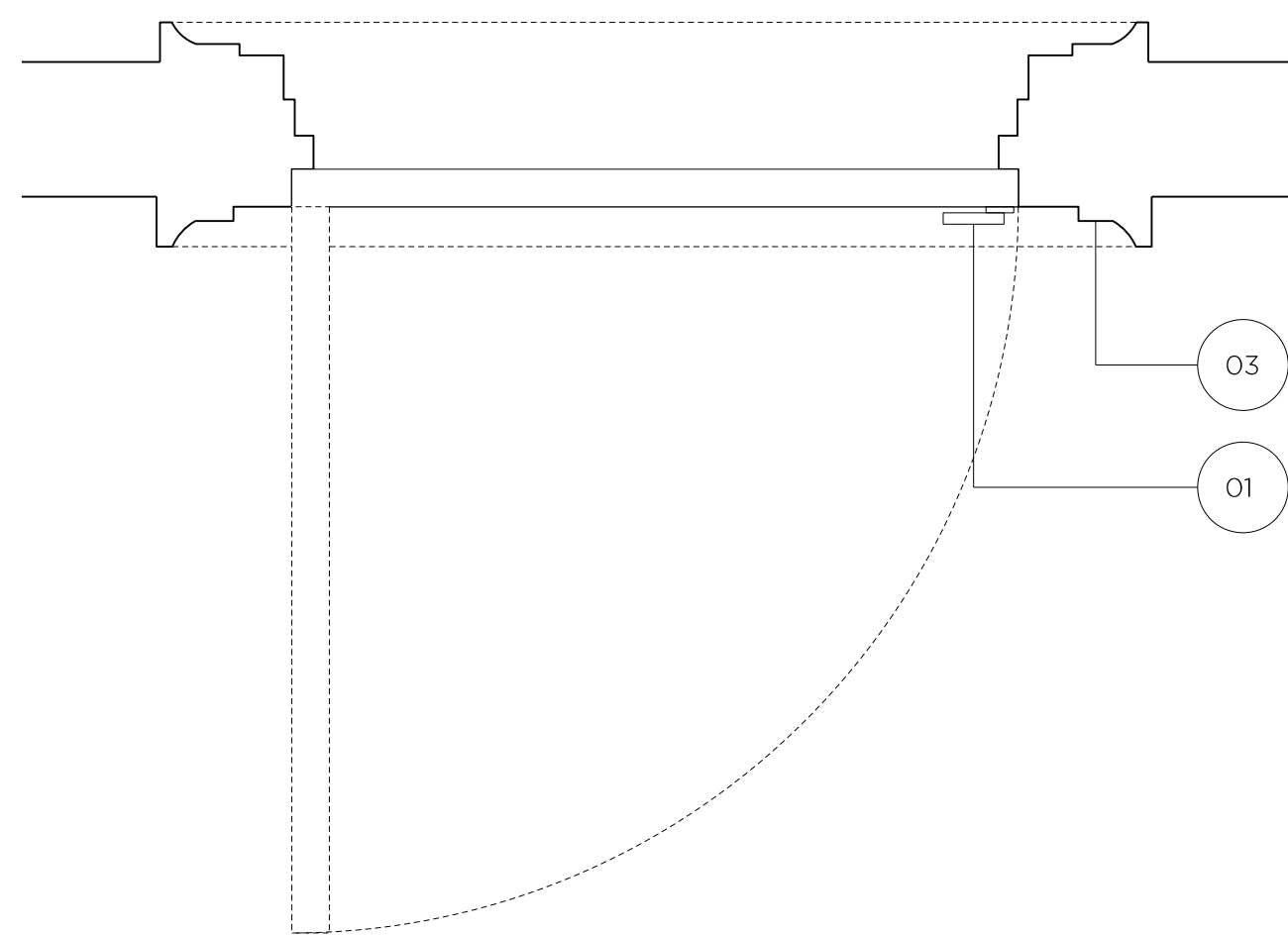
01 TYPICAL EXISTING DOOR - ELEVATION



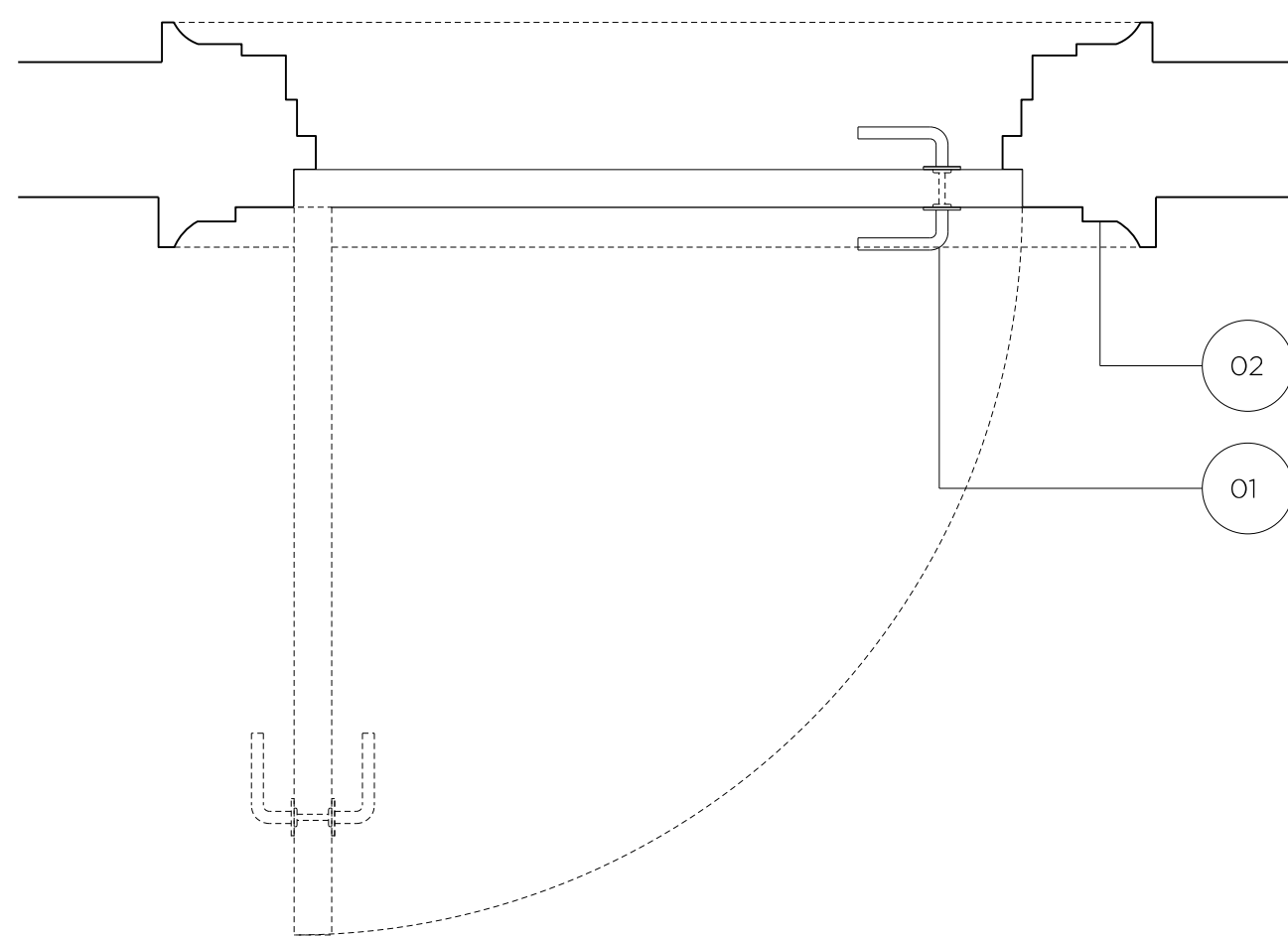
02 TYPICAL PROPOSED HERITAGE DOOR - ELEVATION



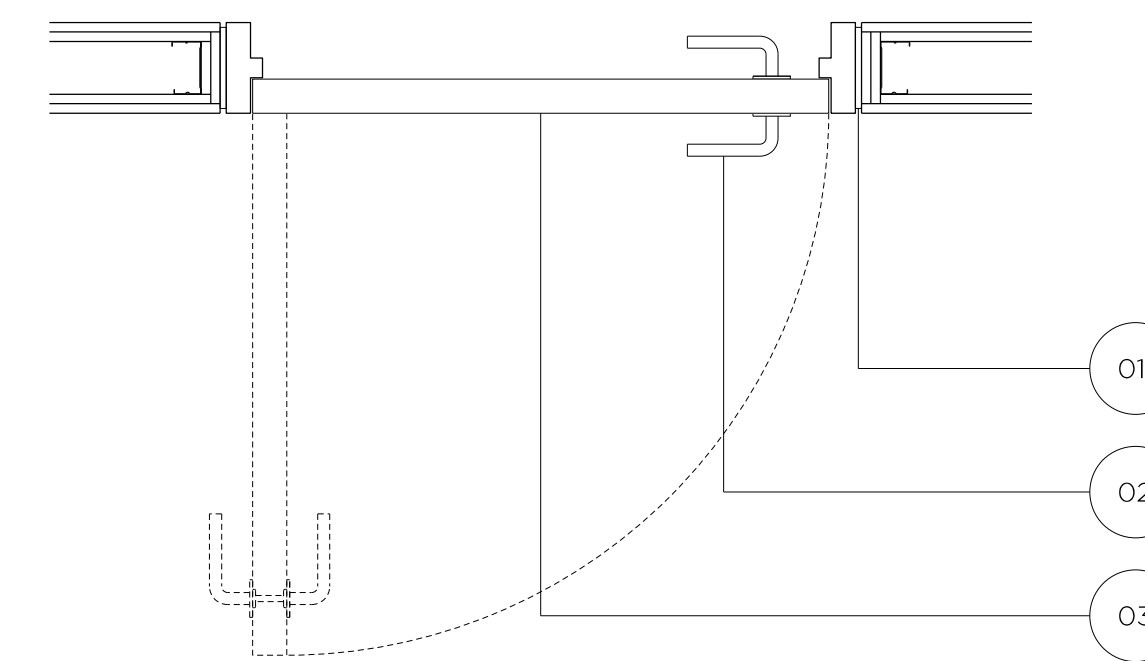
03 TYPICAL PROPOSED NEW DOOR - ELEVATION



01 TYPICAL EXISTING DOOR - PLAN



02 TYPICAL PROPOSED HERITAGE DOOR - PLAN



03 TYPICAL PROPOSED NEW DOOR - PLAN

- 01 Existing ironmongery removed
- 02 Existing door closers removed
- 03 Existing architrave

TYPICAL EXISTING DOOR - KEY

DRAWING NOTES

All new doors proposed in heritage locations proposed as heritage type doors as shown in column 2. Heritage locations are defined as any location on and between Ground floor to Second floor in original Georgian terrace (not including contemporary rear extension).

New proposed doors are proposed in the basement, third fourth floors and in the existing contemporary rear extension.

- 01 New door lever ironmongery
- 02 Existing architrave re-decorated
- 03 Door panels given fire-resistant paper lining and redecorated (where fire rating required)
- 04 New smoke seals installed (where fire rating required)
- 05 Existing door redecorated
- 06 New concealed door closer installed

TYPICAL PROPOSED HERITAGE DOOR - KEY

- 01 Shadow gap detail
- 02 Proposed ironmongery
- 03 Vision panels to be installed where required

TYPICAL PROPOSED NEW DOOR - KEY

REVISION DATE NOTE

REVISION	DATE	NOTE

TEAM

CLIENT	Workman
COST CONSULTANT	Gleeds
MECH. ENGINEER	Waterman Group
ELEC. ENGINEER	Waterman Group
STRUCT. ENGINEER	HTS
PLANNING CONSULTANT	HGH Consulting

GENERAL NOTES

1. Do not scale from this drawing.
2. All dimensions to be checked on site by the contractor and such dimensions to be his responsibility.
3. Report all drawing errors, omissions and discrepancies to the architect.
4. This document may be issued in an uncontrolled CAD format to enable others to use it as background information to make alterations and/or additions. In that instance the file will be accompanied by a PDF version. It is for those making such alterations and additions to ensure that they make use of current background information. Gibson Thornley Architects accepts no liability for any such alterations or additions to the background information or arising out of changes to background information which occur prior to alterations of additions being made.

LOCATION



GIBSON THORNLEY

Gibson Thornley Architects Limited  
 No. 4 The Hangar  
 Perseverance Works  
 25-27 Hackney Road  
 London E2 7NX  
 www.gibsonsthornley.com  
 info@gibsonsthornley.com  
 +44 (0)20 7729 7064

JOB TITLE  
**HOLBORN LINKS: 6-8 SOUTHAMPTON PLACE**

DRAWING TITLE  
**TYPICAL DOOR PROPOSALS**

DRAWN BY: **JG** CHECKED BY: **MJT** SCALE: **1:10@A1** STATUS: **PLANNING**  
**1:20@A3**

PROJECT: **20023** ZONE: **-** TYPE: **AA** CLASSIFICATION: **[70]** DRAWING NO: **200** REVISION: **P04**