

TIM output for Base Year
 Scenario: Base Year Mode: All public transport modes, Time of day: AM peak, Direction: From location











NW8 6HP
 Avenue Road, London NW8 6HP, UK
 Easting: 526991, Northing: 183774

Report generated: 06/06/2022


*Population and employment: GLA forecasts 2016
 Town Centres: GLA 2016
 Education: EduBase 2016
 Health: NHS Direct, CQC 2016*

Code: NT086A05A

Map key- Travel Time

 < 15 mins	 15 - 30 mins
 30 - 45 mins	 45 - 60 mins
 60 - 75 mins	 75 - 90 mins
 90 - 105 mins	 105 - 120 mins
 120 - 135 mins	 135 - 150 mins

Map layers

-  Travel Times

Catchment data for your current selection

Population - Total: London 2011

Total: London (2011) 8,217,475

Travel Time (mins)	Total: London (2011) 8,217,475
< 15	30922
< 30	296165
< 45	1227306
< 60	3579831
< 75	6189468
< 90	7951738
< 105	8208121
< 120	8214323
< 135	8217473
< 150	8217475

Travel Time (mins)	Total: London & SE (2011) 21,126,595
< 15	30922
< 30	296165
< 45	1227306
< 60	3609544
< 75	6758238
< 90	10577473
< 105	14252749
< 120	16851539
< 135	18082243
< 150	19231649

Travel Time (mins)	Households: London (2011) 3,278,323
< 15	14466
< 30	134323
< 45	536445
< 60	1485587
< 75	2486681
< 90	3172231
< 105	3274656
< 120	3276980
< 135	3278322
< 150	3278323

Travel Time (mins)	Households: London & SE (2011) 8,578,772
< 15	14466
< 30	134323
< 45	536445
< 60	1497210
< 75	2709529
< 90	4216773
< 105	5704366
< 120	6760319
< 135	7269925
< 150	7757702

Travel Time (mins)	Working Age: London (2011) 5,487,531
< 15	20586
< 30	207628
< 45	870509
< 60	2512375

< 75	4232288	
< 90	5327169	
< 105	5482069	
< 120	5485832	
< 135	5487530	
< 150	5487531	

Travel Time (mins)	Economically active: London (2011) 3,706,868	
< 15	14575	
< 30	136994	
< 45	572368	
< 60	1684191	
< 75	2830260	
< 90	3590378	
< 105	3702691	
< 120	3705518	
< 135	3706867	
< 150	3706868	

Travel Time (mins)	Pensioners: London (2011) 1,087,045	
< 15	5026	
< 30	39009	
< 45	150641	
< 60	411654	
< 75	747143	
< 90	1036109	
< 105	1084939	
< 120	1086117	
< 135	1087045	
< 150	1087045	

Employment - Jobs: London 2011

Travel Time (mins)	Jobs: London (2011) 4,895,753	
< 15	15262	
< 30	345187	
< 45	2164392	
< 60	3250772	
< 75	4179658	
< 90	4788966	
< 105	4891510	
< 120	4894318	
< 135	4895573	
< 150	4895753	

Travel Time (mins)	Jobs: London & SE (2011) 10,763,962	
< 15	15262	
< 30	345187	
< 45	2164392	
< 60	3272446	
< 75	4458732	
< 90	6107737	
< 105	7731630	
< 120	8959224	
< 135	9528650	
< 150	9982174	

Town centres - Metropolitan, major and district: London

Travel Time (mins)	Metropolitan, major and district: London - 191
< 15	1
< 30	10
< 45	44
< 60	105
< 75	164
< 90	189
< 105	191
< 120	191
< 135	191
< 150	191

Travel Time (mins)	Metropolitan and major: London - 47
< 15	0
< 30	2
< 45	13
< 60	29
< 75	43
< 90	47
< 105	47
< 120	47
< 135	47
< 150	47

Travel Time (mins)	Metropolitan only: London - 12
< 15	0
< 30	0
< 45	2
< 60	5
< 75	10
< 90	12
< 105	12
< 120	12
< 135	12
< 150	12

Health services - GP Surgeries: London

Travel Time (mins)	Pharmacies: London - 2,607
< 15	8
< 30	137
< 45	551
< 60	1327
< 75	2108

< 90	2557	
< 105	2606	
< 120	2607	
< 135	2607	
< 150	2607	

Travel Time (mins)	GP Surgeries: London - 1,454	
< 15	5	
< 30	55	
< 45	251	
< 60	686	
< 75	1145	
< 90	1426	
< 105	1454	
< 120	1454	
< 135	1454	
< 150	1454	

Travel Time (mins)	A&E departments: London - 31	
< 15	0	
< 30	2	
< 45	7	
< 60	14	
< 75	23	
< 90	31	
< 105	31	
< 120	31	
< 135	31	
< 150	31	

Education establishments - Primary schools: London

Travel Time (mins)	Primaryschools: London - 2,663	
< 15	6	
< 30	65	
< 45	323	
< 60	1066	
< 75	1915	
< 90	2541	
< 105	2659	
< 120	2661	
< 135	2663	
< 150	2663	

Travel Time (mins)	Secondaryschools: London - 756	
< 15	3	
< 30	17	
< 45	86	
< 60	270	
< 75	501	
< 90	725	
< 105	749	
< 120	754	
< 135	756	
< 150	756	

Travel Time (mins)	Further education colleges: London - 50
< 15	0
< 30	3
< 45	11
< 60	24
< 75	39
< 90	49
< 105	50
< 120	50
< 135	50
< 150	50