













Small Power Key:

	Type: LAP 13A 2 Gang switched socket with USB charger Ref: 8401P Finish: Black Nickel Supplier: Screwfix - www.screwfix.com Notes: Contractor to install to conform to local building regulations Location: Refer to Plan Quantity: 9
	Type: 13A 2 Gang switched socket - Slate finish Ref: 65395 Finish: Black Nickel Supplier: Screwfix - www.screwfix.com Notes: Contractor to install to conform to local building regulations Location: Refer to Plan Quantity: 14
	Type: 13A 1 Gang DP switched socket - Black Nickel Ref: 89353 Finish: Black Nickel Supplier: Screwfix - www.screwfix.com Notes: Contractor to install to conform to local building regulations Location: W.C. Quantity: 1

Emergency Signage Key:

	Type: Illuminated Directional Emergency escape signage Ref: TBC Supplier: TBC Notes: Contractor to install to comply with building regulations Location: Suggested location subject to Fire Officer / Building Control approval Quantity: 2
---	--

Small Power Key:

	Type: Fused spur Supplier: As per contractor Location: Refer to notation for vertical positioning. Quantity: 9
	Type: Double electrical socket flush with Finish floor. Notes: Brushed Stainless steel finish - to be flush with floor. Supplier: As per contractor Quantity: 8
	Type: Telephone & Data Point Ref: BT point & CAT 6 Data Cabling Notes: Client to advise data requirements - Contractor to recommend telephone & data cabling requirements Location: As shown
	Fire alarm call point - Suggested location subject to Fire Officer / Building Control approval
	Fire alarm control panel - Specification & detail by main contractor Subject to Fire Officer / Building control approval
	Smoke Detection - Ceiling-mounted or cable tray mounted smoke detector and fire alarm sounder - Suggested location subject to Fire Officer / Building Control approval
	Electric Meter Indicative location
	Distribution Board Indicative location

Notes:

1. Layout proposal subject to building Control approval. Project manager to seek statutory approvals
2. Layout proposal subject to Listed Building consent approval.
3. Site Plan provided by others. Reis Design cannot verify the accuracy of site information provided to us. Dimensions shown are indicative only. Contractor to verify all dimensions on site prior to construction and notify Reis Design of any site discrepancies.
4. All works to comply with latest Building Regulations
5. 3 Phase power - Contractor to advise requirements. Contractor to advise switch box location.
6. Power locations are indicative only - Contractor to provide setting out details prior to installation - Electric location to be set-out on-site for review prior to installation.
7. Contractor to evaluate existing services and make provision for the following if not existing:
Fire Alarm -
Burglar alarms -
8. Wiring for CCTV to be provided - Contractor to liaise with client to agree specification.
9. Audio system - Speaker wiring back to reception desk - Contractor to liaise with client to agree audio system requirements



REVISION NOTES

NO.	REVISION	DATE
B	Socket type and quantities changed	31.5.22
A	Staff W.C. arrangement to basement changed	23.5.22

CLIENT APPROVAL	ISSUE	CONSTRUCTION ISSUE
<input checked="" type="checkbox"/>	<input checked="" type="checkbox"/>	<input type="checkbox"/>

PROJECT	
40 Roslyn Hill, Hampstead, NW3 1NL	
DRAWING TITLE	
Basement - Small power Plan	
CLIENT	
Vakrat Limited	
DATE	SCALE
11.4.2022	1:50 @ A3
DRAWN BY	REVISION
RE	B
JOB NUMBER	DRAWING NUMBER
1396	1396-016

1 Basement - Small Power Plan
 Scale 1:50 @ A3